



MSDE Public Website of State Performance Plan Results

Local School System Results for Special Education

Maryland: Indicator 10

Percent of districts with disproportionate representation of racial and ethnic groups in specific disability categories that is the result of inappropriate identification.

Results

| | 2004/05 | 2005/06 | 2006/07 | 2007/08 | 2008/09 | 2009/10 | 2010/11 | 2011/12 | 2012/13 |
|-----------------|---------|---------|------------------------|------------------------|------------------------|------------------------|---------------------|---------------------|---------|
| State Baseline: | - | 0.00% | - | - | - | - | - | - | - |
| State Target: | 0.00% | 0.00% | 0.00% | 0.00% | 0.00% | 0.00% | 0.00% | 0.00% | 0.00% |
| State Results: | - | - | 0.00% Target Met | 0.00% Target Met | 0.00% Target Met | 0.00% Target Met | 0% Target Met | 0% Target Met | - |

Narrative Description of Indicator

The MSDE will use its 618 data, collected the last Friday in October, 2011, from each of the 24 local school systems, and reported in the 2011 *Maryland Special Education/Early Intervention Services Census Data And Related Tables*.

Definition of “Disproportionate Representation” and Methodology

Disproportionality is defined as having students in a particular racial/ethnic group (i.e., American Indian or Alaskan Native, Asian, African American, White, Hispanic, Hawaiian or Pacific Islander, or 2 or more races), being at a considerably greater or lesser risk of being identified in a specific disability category (i.e., Intellectual Disability, Specific Learning Disability, Emotional Disability, Speech or Language Impairments, Autism and Other Health Impairment), than all other racial/ethnic groups enrolled either in the local school system or in the State.

Maryland identifies disproportionate representation using a weighted risk ratio calculated according to the instructions provided in the IDEA publication, “Methods For Assessing Racial/Ethnic Disproportionality In Special Education: A Technical Assistance Guide.” <http://www.ideadata.org/docs/Disproportionality%20Technical%20Assistance%20Guide.pdf>

Over-representation

The Maryland State Department of Education (MSDE) identifies local school systems with a weighted risk ratio of 2.0 or above for each racial/ethnic group, by disability, as disproportionate.

Identification of Disproportionality






In addition to meeting the weighted risk ratio of 2.0 or above for over-representation, the local school systems must meet the criteria for the minimum “n” size. MSDE utilizes a minimum “n” size of 30 for all local school systems.

Using the criteria established above, the State determined that 16 local school systems were identified as meeting the data threshold for disproportionate over-representation in specific disability categories. Disproportionate representation was not the result of inappropriate identification.

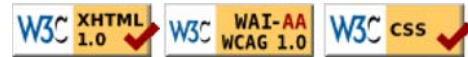
Other Data for this Indicator

MSDE determines the percent of districts with disproportionate representation of racial and ethnic groups in specific disability categories that is the result of inappropriate identification through an analysis of data from

the Maryland Student Services Information System and the results of Due Process complaints, written State complaints, on-site and off-site monitoring. MSDE met the target for this Indicator. No local school systems were identified with disproportionate representation of any racial and ethnic groups in specific disability categories that is the result of inappropriate identification.

-  [2010-2011 Archive: Special Education - Indicator 10](#)
-  [2009-2010 Archive: Special Education - Indicator 10](#)
-  [2008-2009 Archive: Special Education - Indicator 10](#)
-  [2007-2008 Archive: Special Education - Indicator 10](#)
-  [2006-2007 Archive: Special Education - Indicator 10](#)

[MSDE Privacy Statement Disclaimer](#) | Copyright 2007 MSDE



CTE Developed in collaboration with Johns Hopkins University Center for Technology in Education, a partnership of the Maryland State Department of Education.