



MSDE Public Website of State Performance Plan Results

State Results Early Intervention Services

Maryland: Indicator 10







Percent of signed written complaints with reports issued that were resolved within 60-day timeline or a timeline extended for exceptional circumstances with respect to a particular complaint.

Results

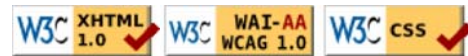
| | 2004/05 | 2005/06 | 2006/07 | 2007/08 | 2008/09 | 2009/10 | 2010/11 | 2011/12 | 2012/13 |
|-----------------|---------|-----------------------|-----------------------|-----------------------|-----------------------|-----------------------|-----------------------|---------|---------|
| State Baseline: | 100% | - | - | - | - | - | - | - | - |
| State Target: | - | 100% | 100% | 100% | 100% | 100% | 100% | 100% | 100% |
| State Results: | - | 100% Target Met | 100% Target Met | 100% Target Met | 100% Target Met | 100% Target Met | 100% Target Met | - | - |

Narrative Description of Indicator

MSDE was not required by OSEP to report on Indicator 10 in FFY 2011.

-  [2010-2011 Archive: Early Intervention Services - Indicator 10](#)
-  [2009-2010 Archive: Early Intervention Services - Indicator 10](#)
-  [2008-2009 Archive: Early Intervention Services - Indicator 10](#)
-  [2007-2008 Archive: Early Intervention Services - Indicator 10](#)
-  [2006-2007 Archive: Early Intervention Services - Indicator 10](#)
-  [2005-2006 Archive: Early Intervention Services - Indicator 10](#)

[MSDE Privacy Statement Disclaimer](#) | Copyright 2007 MSDE



CTE Developed in collaboration with Johns Hopkins University Center for Technology in Education, a partnership of the Maryland State Department of Education.