



MSDE Public Website of State Performance Plan Results

Local Infants and Toddlers Program Results for Early Intervention Services Maryland: Indicator 3

Percent of infants and toddlers with IFSPs who demonstrate improvement.

Narrative Description of Indicator

To report the percent of infants and toddlers with IFSPs who demonstrated improvement for FFY 2011, MSDE generated a report from the statewide Part C database comparing the status-at-entry and status-at-exit data on infants and toddlers who exited the program between 7/1/11 and 6/30/12 and who participated in the MITP for at least 6 months. Data from about 4,400 children for each of the child outcome components were computed into the 2 summary statements required by the Office of Special Education Programs (OSEP):

Summary Statement #1 - Of those infants and toddlers who entered early intervention below age expectations in each outcome, the percent who substantially increased their rate of growth by the time they turned 3 years of age or exited the program.


Summary Statement #2 - The percent of infants and toddlers who were functioning within age expectations in each outcome by the time they turned 3 years of age or exited the program.


For FFY 2011, slippage from the 2010 data was noted and the results were lower than the State target for each outcome. It is important to note that FFY 2011 child outcomes data were collected using a different data collection methodology than was used to establish Maryland's State targets. In particular, in July 2011, the Strengths and Needs Summary page (Part IIIA) of the IFSP became the mechanism for collecting, measuring and reporting on the three early childhood outcomes.

The Strengths and Needs Summary page now has two critical purposes:

1. To document comprehensive information about a child to support functional outcome development; and
2. To complete the COS process at entry into and at exit from the Local Infants and Toddler Program (LITP) in the three early childhood outcome areas: (1) developing positive social-emotional skills; (2) acquiring and using knowledge and skills; and (3) taking appropriate action to meet needs.

In FFY 2013, Maryland will be collaborating with national experts and stakeholders to establish new targets for child outcomes data.




 [Child Outcomes Summary \(COS\) Data - Birth to Age 3](#)

 [Child Outcomes Summary \(COS\) Data - Birth to Age K](#)

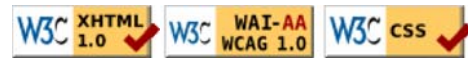
State of Maryland Data: 7/1/11 – 6/30/12	Social Emotional Skills		Acquiring & Using Knowledge & Skills		Taking Appropriate Action to Meet Needs	
	COS Birth - 3	COS Birth - K	COS Birth - 3	COS Birth - K	COS Birth - 3	COS Birth - K
FFY 2011 Data	70.1%	70.4%	74.1%	75.6%	72.9%	71.3%

Summary Statement 1 (SS1)	FFY 2011 Targets	80.6%	N/A	85.8%	N/A	87.0%	N/A
Summary Statement 2 (SS2)	FFY 2011 Data	65.3%	68.5%	60.5%	64.4%	63.5%	69.5%
	FFY 2011 Targets	73.8%	N/A	69.9%	N/A	75.4%	N/A

COS = Child Outcome Summary

-  [2010-2011 Archive: Early Intervention Services - Indicator 3](#)
-  [2009-2010 Archive: Early Intervention Services - Indicator 3](#)
-  [2008-2009 Archive: Early Intervention Services - Indicator 3](#)

[MSDE Privacy Statement Disclaimer](#) | Copyright 2007 MSDE



CTE Developed in collaboration with Johns Hopkins University Center for Technology in Education, a partnership of the Maryland State Department of Education.