



## MSDE Public Website of State Performance Plan Results

### Local Infants and Toddlers Program Results for Early Intervention Services

Maryland: Indicator 4

Percent of families participating in Part C who report that early intervention services have helped the family.

Results of Indicator 4A

Know their rights

### Results

	2004/05	2005/06	2006/07	2007/08	2008/09	2009/10	2010/11	2011/12	2012/13
State Baseline:	-	74%	-	-	-	-	-	-	-
State Target:	-	-	74%	74%	75%	76%	78%	79.5%	81%
State Results:	-	-	76% Target Met	78% Target Met	83.0% Target Met	86.6% Target Met	93.2% Target Met	94.9% Target Met	-
State Total# of Survey Responses:	-	-	1427	1561	2017	3376	3474	3940	-

### Narrative Description of Indicator

Data for this indicator were collected through the distribution of parent surveys, compiled and aggregated by an MSDE contractor, and analyzed by MSDE staff to develop State and local program improvement activities.

During the month of September 2012, 8,650 surveys were directly mailed to local jurisdictions for hand delivery to all families with active eligible children on 6/30/12. For families who indicated that Spanish was their primary language, the survey was sent out in Spanish.

With input from local jurisdictions, the one-page survey instrument was hand delivered to families. The completed surveys were returned to Pire, the MSDE contractor, via business reply mail. Compared to FFY 2010, the response rate for FFY 2011 increased, from 39.7% for FFY 2010 to 46.7% for FFY 2011 (4,042/8,650)

From FFY 2010 to FFY 2011, there were overall increases in family survey results. Indicator 4A changed from 93% to 95%; Indicator 4B changed from 93% to 95% and Indicator 4C changed from 94% to 95%. Overall, there was progress on this indicator and each of the State targets were exceeded.

In FFY 2011, two questions were included for families of 3-year-old children receiving services through the Extended IFSP Option. The results from these questions indicated very positive outcomes regarding families' understanding of their options at age 3, as well as families' ability to implement school readiness strategies with their children.

For example, 93% of families agreed with the statement: Over the past year, early intervention services have helped me and/or my family understand my options in order to make the best choice for my child and family to continue services through an extended Individualized Family Service Plan or move to services through an Individualized Education Program. And, 92% of families agreed with the statement: Over the past year, early intervention services have helped me and/or my family support my child to be ready for school by assisting me to teach my child pre-reading activities (such as naming pictures) and pre-math activities (such as sorting household items).

In addition, if the jurisdiction was below the state target on Indicator 4a, 4b, or 4c the jurisdiction was required to complete an improvement plan that included a discussion of the data and **specific steps to increase the benefit of early intervention services for the family.**

- 4A - Know their rights
- 4B - Effectively communicate their children's needs






- 4C - Help their children develop and learn

Other Data for this Indicator

[View Indicator 4A](#) - Know their rights

[View Indicator 4B](#) - Effectively communicate their children's needs

[View Indicator 4C](#) - Help their children develop and learn

-  [2010-2011 Archive: Early Intervention Services - Indicator 4](#)
-  [2009-2010 Archive: Early Intervention Services - Indicator 4](#)
-  [2008-2009 Archive: Early Intervention Services - Indicator 4](#)
-  [2007-2008 Archive: Early Intervention Services - Indicator 4](#)
-  [2006-2007 Archive: Early Intervention Services - Indicator 4](#)

[MSDE Privacy Statement Disclaimer](#) | Copyright 2007 MSDE



**CTE** Developed in collaboration with Johns Hopkins University Center for Technology in Education,  
a partnership of the Maryland State Department of Education.