

MSDE Public Website of State Performance Plan Results

Local Infants and Toddlers Program Results for Early Intervention Services Maryland: Indicator 5

Percent of infants and toddlers birth to 1 with IFSPs compared to national data.







Results

	2004/05	2005/06	2006/07	2007/08	2008/09	2009/10	2010/11	2011/12	2012/13
State Baseline:	1.22%	-	-	-	-	-	-	-	-
State Target:	-	1.33%	1.5%	1.5%	1.5%	1.5%	1.5%	1.5%	1.5%
State Results:	-	1.24%	1.34%	1.25%	1.33%	1.47%	1.59% Target Met	1.48%	-
State Total# of Children:	-	76493	76493	78060	75362	76511	71523	73059	-
State Indicator Measurement:	-	951	951	979	1005	1126	1134	1083	-

Narrative Description of Indicator

Based on data provided by OSEP on www.ideadata.org, the 24 LITPs provided early intervention services to 1.48% of the Maryland 2011 resident birth to one-year-old population. The percentage of children birth to one year of age receiving early intervention services in Maryland decreased from 1.59% in FFY 2010 to 1.48% in FFY 2011. Compared to national data, Maryland provided early intervention services to 0.46% more children birth to one year of age than the national baseline of 1.02% and ranked 14th among the 50 States and U.S. territories. From FFY 2009 to FFY 2010, the State resident population for birth to one year old children declined by 3,452 children, a 6.52% decrease. From FFY 2010 to FFY 2011, there was an increase of 1,536 (2.1%) in the State resident population for birth to one-year-old children. This decrease and subsequent increase in resident population may explain some of the fluctuations in Maryland's birth to 1 data.

Thirteen of the 24 LITPs met the State target for the percentage of birth to one year old children receiving early intervention services. Efforts were made throughout the State to increase public awareness of the program, especially with primary health care providers, in an attempt to increase the number of referrals from both parents and providers. If the State target was not met, LITPs were required to develop and implement improvement plan strategies and, as necessary, received technical assistance from MSDE.

-  [2010-2011 Archive: Early Intervention Services - Indicator 5](#)
-  [2009-2010 Archive: Early Intervention Services - Indicator 5](#)
-  [2008-2009 Archive: Early Intervention Services - Indicator 5](#)
-  [2007-2008 Archive: Early Intervention Services - Indicator 5](#)
-  [2006-2007 Archive: Early Intervention Services - Indicator 5](#)
-  [2005-2006 Archive: Early Intervention Services - Indicator 5](#)

