



MSDE Public Website of State Performance Plan Results

Local Infants and Toddlers Program Results for Early Intervention Services

Maryland: Indicator 8

Percent of all children exiting Part C who received timely transition planning to support the child’s transition to preschool and other appropriate community services by their third birthday.

Results of Indicator 8A

IFSPs with transition steps and services.

Results

	2004/05	2005/06	2006/07	2007/08	2008/09	2009/10	2010/11	2011/12	2012/13
State Baseline:	100%	-	-	-	-	-	-	-	-
State Target:	-	100%	100%	100%	100%	100%	100%	100%	100%
State Results:	-	97.6%	99.0%	99.1%	99.1%	99.6%	99.8%	100%	-
State Total# of Children:	-	713	713	781	998	990	1126	1195	-
State Indicator Measurement:	-	696	696	774	989	986	1124	1195	-

Narrative Description of Indicator

Data reported for Indicator 8A is based on a review of 1,195 Early Intervention Records, which is 38.0% of all children who transitioned at age 3 between 7/1/11 and 6/30/12 (n=3,146). This sample size represents a 2.2% margin of error with a 95% confidence level. Data were collected from all 24 jurisdictions.

To report the target data for these indicators 8B and 8C, MSDE generated State and local reports throughout the reporting period from the statewide Part C database, and validated data in conjunction with LITPs. The data for Indicator 8B were obtained from monthly reports generated by MSDE and include all children 24-months and older. Reports are uploaded to a secure server for download by both Part C and Part B local staff. The reports for Indicator 8C are based on the calculation of the number of days between the date of the transition planning meeting and the child’s third birthday. The number/percent of meetings held within the timelines and the reasons why meetings are not held within timelines are provided. When the date of an untimely transition planning meeting (date later than 90 days before the child’s third birthday) is entered into the database, a prompt appears requesting that the reason for the late meeting be entered.

- A. During the reporting period, 1,195, or **100%**, of the records reviewed by MSDE and LITPs had transition steps and services (n = 1,195).
- B. Between 7/1/11 and 6/30/12, local school systems were notified of **100%** (3,146) of potentially eligible children who transitioned during the time period (n=3,146).
- C. Between 7/1/11 and 6/30/12, **99.1%** (3,106) of children who transitioned had a transition planning meeting within the timeline or there was a documented family-related reason for the delay (n=3,135).







- 8A - IFSPs with transition steps and services.
- 8B - Notification to LEA, if child potentially eligible for Part B.
- 8C - Transition conference, if child potentially eligible for Part B.

Other Data for this Indicator

[View Indicator 8A](#) - Percentage of children who had transition planning included in their IFSP by their 3rd birthday. (Not all LITPs will have data for 8A.)

[View Indicator 8B](#) - Percentage of children for whom their local school system (LSS) or public agency is notified that the child will require special education services by their 3rd birthday

[View Indicator 8C](#) - Percentage of children for whom a transition conference is held in a timely manner

-  [2010-2011 Archive: Early Intervention Services - Indicator 8](#)
-  [2009-2010 Archive: Early Intervention Services - Indicator 8](#)
-  [2008-2009 Archive: Early Intervention Services - Indicator 8](#)
-  [2007-2008 Archive: Early Intervention Services - Indicator 8](#)
-  [2006-2007 Archive: Early Intervention Services - Indicator 8](#)
-  [2005-2006 Archive: Early Intervention Services - Indicator 8](#)

[MSDE Privacy Statement Disclaimer](#) | Copyright 2007 MSDE



CTE Developed in collaboration with Johns Hopkins University Center for Technology in Education, a partnership of the Maryland State Department of Education.