

MSDE Public Website of State Performance Plan Results

State ResultsSpecial Education

Maryland: Indicator 19


NEW 16: (Formerly Indicator 19) Percent of mediations held that resulted in mediation agreements.











Results

	2004/05	2005/06	2006/07	2007/08	2008/09	2009/10	2010/11	2011/12	2012/13	2013/14	2014/15	2015/16
State Baseline:	-	-	-	-	-	-	-	-	-	-	-	-
State Target:	-	75 - 85%	75 - 85%	75 - 85%	75 - 85%	75 - 85%	75 - 85%	75 - 85%	75 - 85%	75 - 85%	75 - 85%	75 - 85%
State Results:	-	73%	68%	73%	77% Target Met	74.30%	77.6% Target Met	76.60% Target Met	76.10% Target Met	70.15%	81.40% Target Met	75.44% Target Met
State Total# of Students:	-	-	-	-	-	136	139	197	159	134	129	114
State Indicator Measurement:	-	-	-	-	-	101	108	151	121	94	105	86

Narrative Description of Indicator

The MSDE reports that it has met this target. Of the 114 mediations that were held, 86 resulted in mediation agreements. The State met its target 75.00%-85.00%.



-  [2014-2015 Archive: Special Education - Indicator 16 \(Formerly Indicator 19\)](#)
-  [2013-2014 Archive: Special Education - Indicator 16 \(Formerly Indicator 19\)](#)
-  [2012-2013 Archive: Special Education - Indicator 19](#)
-  [2011-2012 Archive: Special Education - Indicator 19](#)
-  [2010-2011 Archive: Special Education - Indicator 19](#)
-  [2009-2010 Archive: Special Education - Indicator 19](#)
-  [2008-2009 Archive: Special Education - Indicator 19](#)
-  [2007-2008 Archive: Special Education - Indicator 19](#)
-  [2006-2007 Archive: Special Education - Indicator 19](#)
-  [2005-2006 Archive: Special Education - Indicator 19](#)

CTE Developed in collaboration with Johns Hopkins University Center for Technology in Education,
a partnership of the Maryland State Department of Education.