



MSDE Public Website of State Performance Plan Results

Local Infants and Toddlers Program Results for Early Intervention Services

Maryland: Indicator 4

Percent of families participating in Part C who report that early intervention services have helped the family.

Results of Indicator 4A

Know their rights

Results

	2004/05	2005/06	2006/07	2007/08	2008/09	2009/10	2010/11	2011/12	2012/13	2013/14	2014/15	2015/16	2016/17	2017/18	2018/19
State Baseline:	-	74%	-	-	-	-	-	-	-	-	-	-	-	-	-
State Target:	-	-	74%	74%	75%	76%	78%	79.5%	81%	81%	83%	85%	87%	89%	91%
State Results:	-	-	76% Target Met	78% Target Met	83.0% Target Met	86.6% Target Met	93.2% Target Met	94.9% Target Met	94.9% Target Met	94.7% Target Met	95.86% Target Met	98.1% Target Met	98.18% Target Met	97.91% Target Met	97.52% Target Met
State Total# of Survey Responses:	-	-	1427	1561	2017	3376	3474	3940	3898	3803	4443	4216	4608	3737	4278

Narrative Description of Indicator

Data for this indicator were collected through the distribution of parent surveys, compiled and aggregated by an MSDE contractor, and analyzed by MSDE staff to develop State and local program improvement activities.

During the month of September 2019, 11,029 surveys were directly mailed to local jurisdictions for hand delivery to all families with active eligible children on 6/30/19. For families who indicated that Spanish was their primary language, the survey was sent out in Spanish.

With input from local jurisdictions, the one-page survey instrument was hand delivered to families. The completed surveys were returned to ICF, the MSDE contractor, via business reply mail. Compared to FFY 2017 (35.78%), the response rate for FFY 2018 was significantly higher at 40.1% (4,339/11,029).

In FFY 2018, the State continued to demonstrate high levels of performance in family survey results. From FFY 2017 to FFY 2018, Indicator 4A decreased slightly from 97.91% to 97.52%; Indicator 4B decreased slightly from 98.05% to 97.88%, and Indicator 4C decreased slightly from 98.31% to 98.15%. Overall, data from each family outcome subindicator remained very high.

In FFY 2018, two questions were included for families of 3 and 4-year-old children receiving services through the Extended IFSP Option. The results from these questions indicated very positive outcomes regarding families' understanding of their options at age 3, as well as families' ability to implement school readiness strategies with their children, as indicated below:

- 97.8% of families agreed with the statement: Over the past year, early intervention services have helped me and/or my family understand my options in order to make the best choice for my child and family to continue services through an extended Individualized Family Service Plan or move to services through an Individualized Education Program; and
- 97.4% of families agreed with the statement: Over the past year, early intervention services have helped me and/or my family support my child to be ready for school by assisting me to teach my child pre-reading activities (such as naming pictures) and pre-math activities (such as sorting household items).

In addition, if the jurisdiction was below the state target on Indicator 4a, 4b, or 4c the jurisdiction was required to complete an improvement plan that included a discussion of the data and **specific steps to increase the benefit of early intervention services for the family.**









- 4A - Know their rights
- 4B - Effectively communicate their children's needs
- 4C - Help their children develop and learn

Other Data for this Indicator

[View Indicator 4A](#) - Know their rights

[View Indicator 4B](#) - Effectively communicate their children's needs

[View Indicator 4C](#) - Help their children develop and learn

-  [2017-2018 Archive: Early Intervention Services - Indicator 4](#)
-  [2016-2017 Archive: Early Intervention Services - Indicator 4](#)
-  [2015-2016 Archive: Early Intervention Services - Indicator 4](#)
-  [2014-2015 Archive: Early Intervention Services - Indicator 4](#)
-  [2013-2014 Archive: Early Intervention Services - Indicator 4](#)
-  [2012-2013 Archive: Early Intervention Services - Indicator 4](#)
-  [2011-2012 Archive: Early Intervention Services - Indicator 4](#)
-  [2010-2011 Archive: Early Intervention Services - Indicator 4](#)
-  [2009-2010 Archive: Early Intervention Services - Indicator 4](#)
-  [2008-2009 Archive: Early Intervention Services - Indicator 4](#)
-  [2007-2008 Archive: Early Intervention Services - Indicator 4](#)
-  [2006-2007 Archive: Early Intervention Services - Indicator 4](#)

[MSDE Privacy Statement Disclaimer](#) | Copyright 2007 MSDE



CTE

Developed in collaboration with Johns Hopkins University Center for Technology in Education,
a partnership of the Maryland State Department of Education.