



Karen B. Salmon, Ph.D.
State Superintendent of Schools

June 4, 2020

Mr. Jeffrey S. Blank
Interim Superintendent
Allegany County Public Schools
P. O. Box 1724
Cumberland, Maryland 21502

Dear Mr. Blank:

The Maryland State Department of Education (MSDE), Division of Early Intervention and Special Education Services (DEI/SES) is required by the United States Department of Education (USDE), Office of Special Education Programs (OSEP) to make determinations annually regarding the performance of each local Infants and Toddlers Program (LITP) using one of the following four determination categories: “Meets Requirements,” “Needs Assistance,” “Needs Intervention,” or “Needs Substantial Intervention” [34 CFR §§303.700 and 300.703]. The MSDE, DEI/SES uses a results-based rubric for given indicators to evaluate each local Infants and Toddlers Program’s performance in meeting the State’s identified targets. For Federal Fiscal Year (FFY) 2018 determinations, the Allegany County Infants and Toddlers Program has achieved the determination status of “**Meets Requirements.**”

Attached please find supporting documents:

1. *FFY 2018 Determination Overview* (identifies the Part C Indicators used to assign a local determination on pages 1 and 2 – please note that fiscal and complaints/due process hearing data continues to be used);
2. *FFY 2018 Local Determination Scoring Criteria* (provides a six-year graduated results driven accountability plan used to make a local determination by year);
3. *FFY 2018 Annual Report Card on SPP/APR Part C Indicators* (provides a three-year local data analysis and required actions); and
4. *DEI/SES Differentiated Framework: Tiers of Supervision and Support* (provides the framework used by the DEI/SES to guide the level of monitoring and corresponding level of performance support provided to LITPs).

To implement a results-driven accountability system, we continue to focus on the three child outcome indicators. In 2015, a revised baseline was required and new targets established. Please see the attached *Part C Child Outcomes Baselines and Targets for Local Determinations* document. The DEI/SES has developed one set of baselines and targets that are inclusive of both children who receive services from birth to three and children who receive services through an Extended Individualized Family Service Plan (IFSP). The decision to examine child outcomes as one group independent of age was unanimously supported by LITP Directors and Preschool Coordinators through a stakeholder discussion held in 2014. Please note the attached revised baseline and targets for local determinations of Maryland’s LITPs will not be included in Maryland’s Annual Performance Report (APR) to OSEP. For federal reporting, OSEP requested that Maryland report child outcomes data for children birth to three years separately from child outcomes data for children older than three so that comparisons could be made with other states that are not serving children through an IFSP after age three.

The shift to a more balanced accountability approach does not relieve the DEI/SES from ensuring compliance, correction of identified noncompliance, and the receipt of timely and accurate data. As a result of the accountability shift to an increased emphasis on results, an LITP’s determination status may be impacted in the future.

Mr. Jeffrey S. Blank
June 4, 2020
Page Two

The DEI/SES continues to recognize and value the commitment and delivery of high quality services implemented by each LITP. For the FFY2018 local determinations, data were collected from July 1, 2018 to June 30, 2019. While these local determinations reflect program performance prior to the COVID-19 pandemic, the required local program responsive actions will be implemented during the recovery period. With the new need to support pandemic recovery efforts, the DEI/SES has revisited the previously disseminated determination criteria and has readjusted. For FFY 2018, the DEI/SES will not increase the number of results indicators required to "Meet requirements" as previously identified in FFY 2017. It is anticipated that the FFY 2019 criteria will include an increase in results indicators.

To support Maryland's commitment to narrow the opportunity and achievement gaps for infants, toddlers, and young children with disabilities and their families, the implementation of the *DEI/SES Strategic Plan: Moving Maryland Forward* provides a statewide differentiated framework for general supervision and performance support. Based upon comprehensive data analysis (including the SPP/APR local determination status), the Allegany County Infants and Toddlers Program has been assigned the "**Universal**" tier for the delivery of the DEI/SES technical assistance model for results. LITPs assigned to the Universal tier will receive a comprehensive monitoring from the DEI/SES every four years.

Local Infants and Toddlers Programs are strongly encouraged to work closely with their Local Interagency Coordinating Council (LICC) and Family Support Centers to perform an analysis of local data and infrastructure. The analysis should guide the development of strategies for data-informed decision-making, increased parent partnerships, strategic collaboration, and the use of evidence-based practices to improve the results for infants, toddlers, and young children with disabilities and their families. As we continue this shift in focus to results-driven accountability, the MSDE, DEI/SES will provide State and local professional learning opportunities.

Thank you for your hard work and commitment to excellence, equity, and efficiency. The MSDE is committed to supporting the efforts of the Allegany County Infants and Toddlers Program to improve results for infants, toddlers, and preschool age children with disabilities and their families. If you have any questions or wish to request technical assistance, please do not hesitate to call me at 410-767-0238.

Sincerely,





Marcella E. Franczkowski, M.S.
Assistant State Superintendent
Division of Early Intervention and
Special Education Services

MEF/BMM/cc

Attachments

c: Karen B. Salmon, Ph.D.
Carol A. Williamson, Ed.D.
Debra Metheny
Katherine Brown
Branch Chiefs

Allegany County Infants and Toddlers Program
Annual Data on Part C State Performance Plan (SPP) Priority Indicators
for the Period July 1, 2018 – June 30, 2019

Part C Annual SPP Performance Report							
SPP/APR Indicators  Results Indicator  Compliance Indicator		FFY 2018 (SFY 2019)			Action Required	Previous Results	
		State Target	Local Results	Target Met		FFY 2017	FFY 2016
2	Infants and Toddlers with IFSPs who receive services in natural environments COMAR 13A.13.01.07	94.00%	100%	Met	Target met. No further action required.	100%	98.46%
2 Ext IFSP	Infants and Toddlers with IFSPs who receive services in natural environments COMAR 13A.13.01.07	94.00%	100%	Met	Target met. No further action required.	66.67%	75.00%
3A	Birth - 4 Outcomes: Use of social – emotional skills COMAR 13A.13.01.08	59.87%	42.86%	Not Met	Target not met. Submit an Improvement Plan within 30 days from the date of this letter; identify the root causes and evidence-based practices to demonstrate improved child results.	66.67%	66.67%
	2. Exits within age expectations	60.14%	42.11%	Not Met	Target not met. Submit an Improvement Plan within 30 days from the date of this letter; identify the root causes and evidence-based practices to demonstrate improved child results.	40.30%	37.70%
3B	Birth - 4 Outcomes: Use of knowledge and skills COMAR 13A.13.01.08	63.21%	52.94%	Not Met	Target not met. Submit an Improvement Plan within 30 days from the date of this letter; identify the root causes and evidence-based practices to demonstrate improved child results.	65.57%	69.09%
	2. Exits within age expectations	55.03%	42.11%	Not Met	Target not met. Submit an Improvement Plan within 30 days from the date of this letter; identify the root causes and evidence-based practices to demonstrate improved child results.	32.84%	40.98%
3C	Birth - 4 Outcomes: Use of appropriate behaviors COMAR 13A.13.01.08	70.00%	56.34%	Not Met	Target not met. Submit an Improvement Plan within 30 days from the date of this letter; identify the root causes and evidence-based practices to demonstrate improved child results.	66.67%	71.67%

Part C Annual SPP Performance Report								
SPP/APR Indicators			FFY 2018 (SFY 2019)			Action Required	Previous Results	
Results Indicator	Compliance Indicator		State Target	Local Results	Target Met		FFY 2017	FFY 2016
		2. Exits within age expectations	50.44%	38.16%	Not Met	Target not met. Submit an Improvement Plan within 30 days from the date of this letter; identify the root causes and evidence based practices to demonstrate improved child results.	37.32%	36.07%
4A		Families who report EIS helped them know their rights 20 U.S.C. 1416a(3)(A) and 1442	91.00%	100%	Met	Target met. No further action required.	100%	100%
4B		Families who report EIS helped them communicate their child's needs 20 U.S.C. 1416a(3)(A) and 1442	90.00%	98.59%	Met	Target met. No further action required.	100%	100%
4C		Families who report EIS helped them help their children develop and learn 20 U.S.C. 1416a(3)(A) and 1442	91.50%	98.57%	Met	Target met. No further action required.	100%	98.73%
5		Children birth to one served as a percentage of the population birth to one COMAR 13A.13.02.04	1.55%	2.76%	Met	Target met. No further action required.	3.43%	2.27%
6		Children birth to three served as a percentage of the population birth to 3 COMAR 13A.13.02.04	3.25%	3.32%	Met	Target met. No further action required.	3.56%	3.27%
1		Timely Delivery of IFSP Services COMAR 13A.13.01.07	100%	100%	Met	Target met. No further action required.	100%	100%
7		Percentage of toddlers for whom the evaluation and the initial IFSP was within 45 days from the date of referral COMAR 13A.13.01.07	100%	100%	Met	Target met. No further action required.	100%	98.77%
8A		Percentage of toddlers exiting Part C for whom transition steps and services were added to the IFSP at least 90 days, and not more than nine months, prior to the toddler's third birthday COMAR 13A.13.01.09	100%	100%	Met	Target met. No further action required.	100%	100%

Part C Annual SPP Performance Report							
SPP/APR Indicators		FFY 2018 (SFY 2019)			Action Required	Previous Results	
Results Indicator	Compliance Indicator	State Target	Local Results	Target Met		FFY 2017	FFY 2016
8B	Percentage of toddlers for whom the LEA and SEA were notified of potential Part B eligibility at least 90 days prior to the third birthday COMAR 13A.13.01.09	100%	100%	Met	Target met. No further action required.	100%	100%
8C	Percentage of children for whom the transition conference was held 90 days, and not more than nine months, prior to the toddler's third birthday COMAR 13A.13.01.09	100%	100%	Met	Target met. No further action required.	100%	100%
	Correction of Noncompliance COMAR 13A.13.02.04	100%	100%	Met	Target met. No further action required.	100%	100%
	Timely and valid data	100%	100%	Met	Data and reports submitted in a timely and accurate manner. No further action required.	100%	100%
	Number of complaints filed	NA	0	NA	No further action required.	0	0
	Number of State complaints identified with violation(s)	NA	0	NA	No further action required.	0	0
	Number of State findings from State complaints corrected in a timely manner	NA	0	NA	No further action required.	0	0
	Number of due process hearings filed	NA	0	NA	No further action required.	0	0
	Number of due process hearings identified with violations	NA	0	NA	No further action required.	0	0
	Fiscal Accountability: Number of findings identified	NA	0	Met	No further action required.	0	100%



Karen B. Salmon, Ph.D.
State Superintendent of Schools

June 4, 2020

Dr. George Arlotto
Superintendent
Anne Arundel County Public Schools
2644 Riva Road
Annapolis, MD 21401

Dear Dr. Arlotto:

The Maryland State Department of Education (MSDE), Division of Early Intervention and Special Education Services (DEI/SES) is required by the United States Department of Education (USDE), Office of Special Education Programs (OSEP) to make determinations annually regarding the performance of each local Infants and Toddlers Program (LITP) using one of the following four determination categories: “Meets Requirements,” “Needs Assistance,” “Needs Intervention,” or “Needs Substantial Intervention” [34 CFR §§303.700 and 300.703]. The MSDE, DEI/SES uses a results-based rubric for given indicators to evaluate each local Infants and Toddlers Program’s performance in meeting the State’s identified targets. For Federal Fiscal Year (FFY) 2018 determinations, the Anne Arundel County Infants and Toddlers Program has achieved the determination status of “**Meets Requirements.**”

Attached please find supporting documents:

1. *FFY 2018 Determination Overview* (identifies the Part C Indicators used to assign a local determination on pages 1 and 2 – please note that fiscal and complaints/due process hearing data continues to be used);
2. *FFY 2018 Local Determination Scoring Criteria* (provides a six-year graduated results driven accountability plan used to make a local determination by year);
3. *FFY 2018 Annual Report Card on SPP/APR Part C Indicators* (provides a three-year local data analysis and required actions); and
4. *DEI/SES Differentiated Framework: Tiers of Supervision and Support* (provides the framework used by the DEI/SES to guide the level of monitoring and corresponding level of performance support provided to LITPs).

To implement a results-driven accountability system, we continue to focus on the three child outcome indicators. In 2015, a revised baseline was required and new targets established. Please see the attached *Part C Child Outcomes Baselines and Targets for Local Determinations* document. The DEI/SES has developed one set of baselines and targets that are inclusive of both children who receive services from birth to three and children who receive services through an Extended Individualized Family Service Plan (IFSP). The decision to examine child outcomes as one group independent of age was unanimously supported by LITP Directors and Preschool Coordinators through a stakeholder discussion held in 2014. Please note the attached revised baseline and targets for local determinations of Maryland’s LITPs will not be included in Maryland’s Annual Performance Report (APR) to OSEP. For federal reporting, OSEP requested that Maryland report child outcomes data for children birth to three years separately from child outcomes data for children older than three so that comparisons could be made with other states that are not serving children through an IFSP after age three.

The shift to a more balanced accountability approach does not relieve the DEI/SES from ensuring compliance, correction of identified noncompliance, and the receipt of timely and accurate data. As a result of the accountability shift to an increased emphasis on results, an LITP’s determination status may be impacted in the future.

The DEI/SES continues to recognize and value the commitment and delivery of high quality services implemented by each LITP. For the FFY2018 local determinations, data were collected from July 1, 2018 to June 30, 2019. While these local determinations reflect program performance prior to the COVID-19 pandemic, the required local program responsive actions will be implemented during the recovery period. With the new need to support pandemic recovery efforts, the DEI/SES has revisited the previously disseminated determination criteria and has readjusted. For FFY 2018, the DEI/SES will not increase the number of results indicators required to "Meet requirements" as previously identified in FFY 2017. It is anticipated that the FFY 2019 criteria will include an increase in results indicators.

To support Maryland's commitment to narrow the opportunity and achievement gaps for infants, toddlers, and young children with disabilities and their families, the implementation of the *DEI/SES Strategic Plan: Moving Maryland Forward* provides a statewide differentiated framework for general supervision and performance support. Based upon comprehensive data analysis (including the SPP/APR local determination status), the Anne Arundel County Infants and Toddlers Program has been assigned the "**Universal**" tier for the delivery of the DEI/SES technical assistance model for results. LITPs assigned to the Universal tier will receive a comprehensive monitoring from the DEI/SES every four years.

Local Infants and Toddlers Programs are strongly encouraged to work closely with their Local Interagency Coordinating Council (LICC) and Family Support Centers to perform an analysis of local data and infrastructure. The analysis should guide the development of strategies for data-informed decision-making, increased parent partnerships, strategic collaboration, and the use of evidence-based practices to improve the results for infants, toddlers, and young children with disabilities and their families. As we continue this shift in focus to results-driven accountability, the MSDE, DEI/SES will provide State and local professional learning opportunities.

Thank you for your hard work and commitment to excellence, equity, and efficiency. The MSDE is committed to supporting the efforts of the Anne Arundel County Infants and Toddlers Program to improve results for infants, toddlers, and preschool age children with disabilities and their families. If you have any questions or wish to request technical assistance, please do not hesitate to call me at 410-767-0238.

Sincerely,



Marcella E. Franczkowski, M.S.
Assistant State Superintendent
Division of Early Intervention and
Special Education Services

MEF/BMM/cc

Attachments

c: Karen B. Salmon, Ph.D.
Carol A. Williamson, Ed.D.
Bobbi Pedrick
Branch Chiefs

Anne Arundel County Infants and Toddlers Program
Annual Data on Part C State Performance Plan (SPP) Priority Indicators
for the Period July 1, 2018 – June 30, 2019

Part C Annual SPP Performance Report								
SPP/APR Indicators <div><div></div> Results Indicator <div></div> Compliance Indicator</div>			FFY 2018 (SFY 2019)			Action Required	Previous Results	
			State Target	Local Results	Target Met		FFY 2017	FFY 2016
2	Infants and Toddlers with IFSPs who receive services in natural environments COMAR 13A.13.01.07		94.00%	95.74%	Met	Target met. No further action required.	96.61%	95.90%
2 Ext IFSP	Infants and Toddlers with IFSPs who receive services in natural environments COMAR 13A.13.01.07		94.00%	100%	Met	Target met. No further action required.	99.48%	99.24%
3A	Birth - 4 Outcomes: Use of social – emotional skills COMAR 13A.13.01.08	1. Exits with substantial growth	59.87%	74.65%	Met	Target met. No further action required.	73.95%	77.24%
		2. Exits within age expectations	60.14%	49.73%	Not Met	Target not met. Submit an Improvement Plan within 30 days from the date of this letter; identify the root causes and evidence-based practices to demonstrate improved child results.	59.68%	68.65%
3B	Birth - 4 Outcomes: Use of knowledge and skills COMAR 13A.13.01.08	1. Exits with substantial growth	63.21%	81.14%	Met	Target met. No further action required.	83.21%	87.33%
		2. Exits within age expectations	55.03%	52.17%	Not Met	Target not met. Submit an Improvement Plan within 30 days from the date of this letter; identify the root causes and evidence-based practices to demonstrate improved child results.	58.55%	65.61%
3C	Birth - 4 Outcomes: Use of appropriate behaviors COMAR 13A.13.01.08	1. Exits with substantial growth	70.00%	83.98%	Met	Target met. No further action required.	86.81%	88.71%
		2. Exits within age expectations	50.52%	45.11%	Not Met	Target not met. Submit an Improvement Plan within 30 days from the date of this letter; identify the root causes and evidence-based practices to demonstrate improved child results.	48.06%	56.75%
4A	Families who report EIS helped them know their rights 20 U.S.C. 1416a(3)(A) and 1442		91.00%	96.77%	Met	Target met. No further action required.	97.10%	96.79%

Part C Annual SPP Performance Report							
SPP/APR Indicators		FFY 2018 (SFY 2019)			Action Required	Previous Results	
Results Indicator	Compliance Indicator	State Target	Local Results	Target Met		FFY 2017	FFY 2016
4B	Families who report EIS helped them communicate their child's needs 20 U.S.C. 1416a(3)(A) and 1442	90.00%	97.55%	Met	Target met. No further action required.	97.34%	97.19%
4C	Families who report EIS helped them help their children develop and learn 20 U.S.C. 1416a(3)(A) and 1442	91.50%	97.48%	Met	Target met. No further action required.	97.34%	97.53%
5	Children birth to one served as a percentage of the population birth to one COMAR 13A.13.02.04	1.55%	1.56%	Met	Target met. No further action required.	1.55%	1.44%
6	Children birth to three served as a percentage of the population birth to 3 COMAR 13A.13.02.04	3.25%	4.80%	Met	Target met. No further action required.	4.64%	4.53%
1	Timely Delivery of IFSP Services COMAR 13A.13.01.07	100%	100%	Met	Target met. No further action required. Subsequent data demonstrated correction of the previous noncompliance identified in FFY 17-18 within one year of the written finding.	99.83%	99.81%
7	Percentage of toddlers for whom the evaluation and the initial IFSP was within 45 days from the date of referral COMAR 13A.13.01.07	100%	99.91%	Not Met	Target not met. Submit an Improvement Plan within 30 days from the date of this letter; identify the root causes and evidence-based practices to demonstrate improved child results.	100%	98.97%
8A	Percentage of toddlers exiting Part C for whom transition steps and services were added to the IFSP at least 90 days, and not more than nine months, prior to the toddler's third birthday COMAR 13A.13.01.09	100%	99.80%	Not Met	Target not met. Submit an Improvement Plan within 30 days from the date of this letter; identify the root causes and evidence-based practices to demonstrate improved child results.	100%	100%
8B	Percentage of toddlers for whom the LEA and SEA were notified of potential Part B eligibility at least 90 days prior to the third birthday COMAR 13A.13.01.09	100%	100%	Met	Target met. No further action required.	100%	100%

Part C Annual SPP Performance Report							
SPP/APR Indicators		FFY 2018 (SFY 2019)			Action Required	Previous Results	
Results Indicator	Compliance Indicator	State Target	Local Results	Target Met		FFY 2017	FFY 2016
8C	Percentage of children for whom the transition conference was held 90 days, and not more than nine months, prior to the toddler's third birthday COMAR 13A.13.01.09	100%	99.80%	Not Met	Target not met. Submit an Improvement Plan within 30 days from the date of this letter; identify the root causes and evidence-based practices to demonstrate improved child results.	100%	99.60%
	Correction of Noncompliance COMAR 13A.13.02.04	100%	100%	Met	Target met. No further action required.	100%	100%
	Timely and valid data	100%	100%	Met	Data and reports submitted in a timely and accurate manner. No further action required.	100%	100%
	Number of complaints filed	NA	0	NA	No further action required.	0	0
	Number of State complaints identified with violation(s)	NA	0	NA	No further action required.	0	0
	Number of State findings from State complaints corrected in a timely manner	NA	0	NA	No further action required.	0	0
	Number of due process hearings filed	NA	0	NA	No further action required.	0	0
	Number of due process hearings identified with violations	NA	0	NA	No further action required.	0	0
	Fiscal Accountability: Number of findings identified	NA	0	Met	No further action required.	0	100%



Karen B. Salmon, Ph.D.
State Superintendent of Schools

June 4, 2020

Dr. Gregory William Branch
Health Officer and Director
Department of Health and Human Services
Baltimore County
6401 York Road, 3rd Floor
Baltimore, Maryland 21212

Dear Dr. Branch:

The Maryland State Department of Education (MSDE), Division of Early Intervention and Special Education Services (DEI/SES) is required by the United States Department of Education (USDE), Office of Special Education Programs (OSEP) to make determinations annually regarding the performance of each local Infants and Toddlers Program (LITP) using one of the following four determination categories: “Meets Requirements,” “Needs Assistance,” “Needs Intervention,” or “Needs Substantial Intervention” [34 CFR §§303.700 and 300.703]. The MSDE, DEI/SES uses a results-based rubric for given indicators to evaluate each LITP’s performance in meeting the State’s identified targets. For Federal Fiscal Year (FFY) 2018 determinations, the Baltimore County Infants and Toddlers Program has achieved the determination status of “**Needs Intervention – Year 1**.”

Attached please find supporting documents:

1. *FFY 2018 Determination Overview* (identifies the Part C Indicators used to assign a local determination on pages 1 and 2 – please note that fiscal and complaints/due process hearing data continues to be used);
2. *FFY 2018 Local Determination Scoring Criteria* (provides a six-year graduated results driven accountability plan used to make a local determination by year);
3. *FFY 2018 Annual Report Card on SPP/APR Part C Indicators* (provides a three-year local data analysis and required actions); and
4. *DEI/SES Differentiated Framework: Tiers of Supervision and Support* (provides the framework used by the DEI/SES to guide the level of monitoring and corresponding level of performance support provided to LITPs).

To implement a results-driven accountability system, we continue to focus on the three child outcome indicators. In 2015, a revised baseline was required and new targets established. Please see the attached *Part C Child Outcomes Baselines and Targets for Local Determinations* document. The DEI/SES has developed one set of baselines and targets that are inclusive of both children who receive services from birth to three and children who receive services through an Extended Individualized Family Service Plan (IFSP). The decision to examine child outcomes as one group independent of age was unanimously supported by LITP Directors and Preschool Coordinators through a stakeholder discussion held in 2014. Please note the attached revised baseline and targets for local determinations of Maryland’s LITPs will not be included in Maryland’s Annual Performance Report (APR) to OSEP. For federal reporting, OSEP requested that Maryland report child outcomes data for children birth to three years separately from child outcomes data for children older than three so that comparisons could be made with other states that are not serving children through an IFSP after age three.

The shift to a more balanced accountability approach does not relieve the DEI/SES from ensuring compliance, correction of identified noncompliance, and the receipt of timely and accurate data. As a result of the accountability shift to an increased emphasis on results, an LITP’s determination status may be impacted in the future.

The DEI/SES continues to recognize and value the commitment and delivery of high quality services implemented by each LITP. For the FFY2018 local determinations, data were collected from July 1, 2018 to June 30, 2019. While these local determinations reflect program performance prior to the COVID-19 pandemic, the required local program responsive actions will be implemented during the recovery period. With the new need to support pandemic recovery efforts, the DEI/SES has revisited the previously disseminated determination criteria and has readjusted. For FFY 2018, the DEI/SES will not increase the number of results indicators required to "Meet requirements" as previously identified in FFY 2017. It is anticipated that the FFY 2019 criteria will include an increase in results indicators.

To support Maryland's commitment to narrow the opportunity and achievement gaps for infants, toddlers, and young children with disabilities and their families, the implementation of the *DEI/SES Strategic Plan: Moving Maryland Forward* provides a statewide differentiated framework for general supervision and performance support. Based upon comprehensive data analysis (including the SPP/APR local determination status from FFY 2018 and previous years), the Baltimore County Infants and Toddlers Program has been assigned the "**Focused**" tier for the delivery of the DEI/SES technical assistance model for results. LITPs assigned to the Focused tier will receive a comprehensive monitoring from the DEI/SES annually.

Local Infants and Toddlers Programs are strongly encouraged to work closely with their Local Interagency Coordinating Council (LICC) and Family Support Centers to perform an analysis of local data and infrastructure. The analysis should guide the development of strategies for data-informed decision-making, increased parent partnerships, strategic collaboration, and the use of evidence-based practices to improve the results for infants, toddlers, and young children with disabilities and their families. As we continue this shift in focus to results-driven accountability, the MSDE, DEI/SES will provide State and local professional learning opportunities.

Thank you for your hard work and commitment to excellence, equity, and efficiency. The MSDE is committed to supporting the efforts of the Baltimore County Infants and Toddlers Program to improve results for infants, toddlers, and preschool age children with disabilities and their families. If you have any questions or wish to request technical assistance, please do not hesitate to call me at 410-767-0238.

Sincerely,





Marcella E. Franczkowski, M.S.
Assistant State Superintendent
Division of Early Intervention and
Special Education Services

MEF/BMM/cc



Attachments

c: Karen B. Salmon, Ph.D.
Carol A. Williamson, Ed.D.
Rebecca Rider
Paula Boykin
Branch Chiefs

Baltimore County Infants and Toddlers Program
Annual Data on Part C State Performance Plan (SPP) Priority Indicators
for the Period July 1, 2018 – June 30, 2019

Part C Annual SPP Performance Report							
SPP/APR Indicators  Results Indicator  Compliance Indicator		FFY 2018 (SFY 2019)			Action Required	Previous Results	
		State Target	Local Results	Target Met		FFY 2017	FFY 2016
2	Infants and Toddlers with IFSPs who receive services in natural environments COMAR 13A.13.01.07	94.00%	99.66%	Met	Target met. No further action required.	99.91%	99.46%
2 Ext IFSP	Infants and Toddlers with IFSPs who receive services in natural environments COMAR 13A.13.01.07	94.00%	100%	Met	Target met. No further action required.	97.77%	99.47%
3A	Birth - 4 Outcomes: Use of social – emotional skills COMAR 13A.13.01.08	59.87%	64.98%	Met	Target met. No further action required.	53.65%	59.28%
	2. Exits within age expectations	60.14%	48.13%	Not Met	Target not met. Submit an Improvement Plan within 30 days from the date of this letter; identify the root causes and evidence-based practices to demonstrate improved child results.	44.77%	49.30%
3B	Birth - 4 Outcomes: Use of knowledge and skills COMAR 13A.13.01.08	63.21%	66.26%	Met	Target met. No further action required.	58.14%	65.01%
	2. Exits within age expectations	55.03%	44.53%	Not Met	Target not met. Submit an Improvement Plan within 30 days from the date of this letter; identify the root causes and evidence-based practices to demonstrate improved child results.	43.49%	47.67%
3C	Birth - 4 Outcomes: Use of appropriate behaviors	70.00%	67.34%	Not Met	Target not met. Submit an Improvement Plan within 30 days from the date of this letter; identify the root causes and evidence-	58.42%	64.33%

Part C Annual SPP Performance Report								
SPP/APR Indicators			FFY 2018 (SFY 2019)			Action Required	Previous Results	
Results Indicator	Compliance Indicator		State Target	Local Results	Target Met		FFY 2017	FFY 2016
	COMAR 13A.13.01.08					based practices to demonstrate improved child results.		
		2. Exits within age expectations	50.52%	46.25%	Not Met	Target not met. Submit an Improvement Plan within 30 days from the date of this letter; identify the root causes and evidence-based practices to demonstrate improved child results.	43.09%	47.21%
4A	Families who report EIS helped them know their rights 20 U.S.C. 1416a(3)(A) and 1442		91.00%	97.42%	Met	Target met. No further action required.	98.97%	98.97%
4B	Families who report EIS helped them communicate their child's needs 20 U.S.C. 1416a(3)(A) and 1442		91.50%	98.88%	Met	Target met. No further action required.	98.96%	98.96%
4C	Families who report EIS helped them help their children develop and learn 20 U.S.C. 1416a(3)(A) and 1442		91.00%	98.12%	Met	Target met. No further action required.	98.45%	98.45%
5	Children birth to one served as a percentage of the population birth to one COMAR 13A.13.02.04		1.55%	1.40%	Not Met	Target not met. Submit an Improvement Plan within 30 days from the date of this letter; identify the root causes and evidence-based practices to demonstrate improved child results.	1.28%	1.43%
6	Children birth to three served as a percentage of the population birth to 3 COMAR 13A.13.02.04		3.25%	3.99%	Met	Target met. No further action required.	3.56%	3.74%
1	Timely Delivery of IFSP Services COMAR 13A.13.01.07		100%	91.71%	Not Met	Target not met. Submit an Improvement Plan within 30 days from the date of this letter; identify the root causes and evidence-	93.80%	92.27%

Part C Annual SPP Performance Report							
SPP/APR Indicators		FFY 2018 (SFY 2019)			Action Required	Previous Results	
 Results Indicator	 Compliance Indicator	State Target	Local Results	Target Met		FFY 2017	FFY 2016
					based practices to demonstrate improved child results. Correction of the noncompliance must be demonstrated and verified within one year. Subsequent data demonstrated correction of the previous noncompliance identified in FFY 17-18 within one year of the written finding.		
7	Percentage of toddlers for whom the evaluation and the initial IFSP was within 45 days from the date of referral COMAR 13A.13.01.07	100%	87.19%	Not Met	Target not met. Submit an Improvement Plan within 30 days from the date of this letter; identify the root causes and evidence-based practices to demonstrate improved child results. Correction of the noncompliance must be demonstrated and verified within one year. Subsequent data demonstrated correction of the previous noncompliance identified in FFY 17-18 within one year of the written finding.	92.45%	95.79%
8A	Percentage of toddlers exiting Part C for whom transition steps and services were added to the IFSP at least 90 days, and not more than nine months, prior to the toddler's third birthday COMAR 13A.13.01.09	100%	99.66%	Not Met	Target not met. Submit an Improvement Plan within 30 days from the date of this letter; identify the root causes and evidence-based practices to demonstrate improved child results. Correction of the noncompliance must be demonstrated and verified within one year.	100%	99.81%
8B	Percentage of toddlers for whom the LEA and SEA were notified of potential Part B eligibility at least 90 days prior to the third birthday COMAR 13A.13.01.09	100%	100%	Met	Target met. No further action required.	100%	100%

Part C Annual SPP Performance Report							
SPP/APR Indicators		FFY 2018 (SFY 2019)			Action Required	Previous Results	
Results Indicator	Compliance Indicator	State Target	Local Results	Target Met		FFY 2017	FFY 2016
8C	Percentage of children for whom the transition conference was held 90 days, and not more than nine months, prior to the toddler's third birthday COMAR 13A.13.01.09	100%	98.82%	Not Met	Target not met. Submit an Improvement Plan within 30 days from the date of this letter; identify the root causes and evidence-based practices to demonstrate improved child results. Correction of the noncompliance must be demonstrated and verified within one year. Subsequent data demonstrated correction of the previous noncompliance identified in FFY 17-18 within one year of the written finding.	99.29%	99.81%
	Correction of Noncompliance COMAR 13A.13.02.04	100%	100%	Met	Target met. No further action required.	100%	100%
	Timely and valid data	100%	100%	Met	Data and reports submitted in a timely and accurate manner. No further action required.	100%	100%
	Number of complaints filed	NA	1	NA	No further action required.	0	0
	Number of State complaints identified with violation(s)	NA	1	NA	1 complaint required corrective action.	0	0
	Number of State findings from State complaints corrected in a timely manner	NA	1	NA	No further action required.	0	0
	Number of due process hearings filed	NA	0	NA	No further action required.	0	0
	Number of due process hearings identified with violations	NA	0	NA	No further action required.	0	0
	Fiscal Accountability: Number of findings identified	NA	0	Met	No further action required.	0	100%



Karen B. Salmon, Ph.D.
State Superintendent of Schools

June 4, 2020

Dr. Daniel D. Curry
Superintendent
Calvert County Public Schools
1305 Dares Beach Road
Prince Frederick, MD 20678

Dear Dr. Curry:

The Maryland State Department of Education (MSDE), Division of Early Intervention and Special Education Services (DEI/SES) is required by the United States Department of Education (USDE), Office of Special Education Programs (OSEP) to make determinations annually regarding the performance of each local Infants and Toddlers Program (LITP) using one of the following four determination categories: “Meets Requirements,” “Needs Assistance,” “Needs Intervention,” or “Needs Substantial Intervention” [34 CFR §§303.700 and 300.703]. The MSDE, DEI/SES uses a results-based rubric for given indicators to evaluate each LITP’s performance in meeting the State’s identified targets. For Federal Fiscal Year (FFY) 2018 determinations, the Calvert County Infants and Toddlers Program has achieved the determination status of “**Meets Requirements.**”

Attached please find supporting documents:

1. *FFY 2018 Determination Overview* (identifies the Part C Indicators used to assign a local determination on pages 1 and 2 – please note that fiscal and complaints/due process hearing data continues to be used);
2. *FFY 2018 Local Determination Scoring Criteria* (provides a six-year graduated results driven accountability plan used to make a local determination by year);
3. *FFY 2018 Annual Report Card on SPP/APR Part C Indicators* (provides a three-year local data analysis and required actions); and
4. *DEI/SES Differentiated Framework: Tiers of Supervision and Support* (provides the framework used by the DEI/SES to guide the level of monitoring and corresponding level of performance support provided to LITPs).

To implement a results-driven accountability system, we continue to focus on the three child outcome indicators. In 2015, a revised baseline was required and new targets established. Please see the attached *Part C Child Outcomes Baselines and Targets for Local Determinations* document. The DEI/SES has developed one set of baselines and targets that are inclusive of both children who receive services from birth to three and children who receive services through an Extended Individualized Family Service Plan (IFSP). The decision to examine child outcomes as one group independent of age was unanimously supported by LITP Directors and Preschool Coordinators through a stakeholder discussion held in 2014. Please note the attached revised baseline and targets for local determinations of Maryland’s LITPs will not be included in Maryland’s Annual Performance Report (APR) to OSEP. For federal reporting, OSEP requested that Maryland report child outcomes data for children birth to three years separately from child outcomes data for children older than three so that comparisons could be made with other states that are not serving children through an IFSP after age three.

The shift to a more balanced accountability approach does not relieve the DEI/SES from ensuring compliance, correction of identified noncompliance, and the receipt of timely and accurate data. As a result of the accountability shift to an increased emphasis on results, an LITP’s determination status may be impacted in the future.

The DEI/SES continues to recognize and value the commitment and delivery of high quality services implemented by each LITP. For the FFY2018 local determinations, data were collected from July 1, 2018 to June 30, 2019. While these local determinations reflect program performance prior to the COVID-19 pandemic, the required local program responsive actions will be implemented during the recovery period. With the new need to support pandemic recovery efforts, the DEI/SES has revisited the previously disseminated determination criteria and has readjusted. For FFY 2018, the DEI/SES will not increase the number of results indicators required to "Meet requirements" as previously identified in FFY 2017. It is anticipated that the FFY 2019 criteria will include an increase in results indicators.

To support Maryland's commitment to narrow the opportunity and achievement gaps for infants, toddlers, and young children with disabilities and their families, the implementation of the *DEI/SES Strategic Plan: Moving Maryland Forward* provides a statewide differentiated framework for general supervision and performance support. Based upon comprehensive data analysis (including the SPP/APR local determination status), the Calvert County Infants and Toddlers Program has been assigned the "**Universal**" tier for the delivery of the DEI/SES technical assistance model for results. LITPs assigned to the Universal tier will receive a comprehensive monitoring from the DEI/SES every four years.

Local Infants and Toddlers Programs are strongly encouraged to work closely with their Local Interagency Coordinating Council (LICC) and Family Support Centers to perform an analysis of local data and infrastructure. The analysis should guide the development of strategies for data-informed decision-making, increased parent partnerships, strategic collaboration, and the use of evidence-based practices to improve the results for infants, toddlers, and young children with disabilities and their families. As we continue this shift in focus to results-driven accountability, the MSDE, DEI/SES will provide State and local professional learning opportunities.

Thank you for your hard work and commitment to excellence, equity, and efficiency. The MSDE is committed to supporting the efforts of the Calvert County Infants and Toddlers Program to improve results for infants, toddlers, and preschool age children with disabilities and their families. If you have any questions or wish to request technical assistance, please do not hesitate to call me at 410-767-0238.

Sincerely,



Marcella E. Franczkowski, M.S.
Assistant State Superintendent
Division of Early Intervention and
Special Education Services

MEF/BMM/cc

Attachments

c: Karen B. Salmon, Ph.D.
Carol A. Williamson, Ed.D.
Christina Harris
Tatiana Owens
Branch Chiefs

Calvert County Infants and Toddlers Program
Annual Data on Part C State Performance Plan (SPP) Priority Indicators
for the Period July 1, 2018 – June 30, 2019

Part C Annual SPP Performance Report								
SPP/APR Indicators			FFY 2018 (SFY 2019)			Action Required	Previous Results	
<div> <div></div> Results Indicator <div></div> Compliance Indicator </div>			State Target	Local Results	Target Met		FFY 2017	FFY 2016
2	Infants and Toddlers with IFSPs who receive services in natural environments COMAR 13A.13.01.07		94.00%	96.79%	Met	Target met. No further action required.	96.27%	96.27%
2 Ext IFSP	Infants and Toddlers with IFSPs who receive services in natural environments COMAR 13A.13.01.07		94.00%	78.95%	Not Met	Target not met, but all services provided in a non-natural environment had a justification based on the child's needs. No further action required.	83.87%	84.85%
3A	Birth - 4 Outcomes: Use of social – emotional skills COMAR 13A.13.01.08	1. Exits with substantial growth	59.87%	44.07%	Not Met	Target not met. Submit an Improvement Plan within 30 days from the date of this letter; identify the root causes and evidence-based practices to demonstrate improved child results.	53.09%	48.61%
		2. Exits within age expectations	60.14%	52.18%	Not Met	Target not met. Submit an Improvement Plan within 30 days from the date of this letter; identify the root causes and evidence-based practices to demonstrate improved child results.	58.33%	61.16%
3B	Birth - 4 Outcomes: Use of knowledge and skills COMAR 13A.13.01.08	1. Exits with substantial growth	63.21%	48.53%	Not Met	Target not met. Submit an Improvement Plan within 30 days from the date of this letter; identify the root causes and evidence-based practices to demonstrate improved child results.	65.63%	56.58%
		2. Exits within age expectations	55.03%	47.19%	Not Met	Target not met. Submit an Improvement Plan within 30 days from the date of this letter; identify the root causes and evidence-based practices to demonstrate improved child results.	59.17%	63.64%
3C	Birth - 4 Outcomes: Use of appropriate behaviors COMAR 13A.13.01.08	1. Exits with substantial growth	70.00%	49.38%	Not Met	Target not met. Submit an Improvement Plan within 30 days from the date of this letter; identify the root causes and evidence-based practices to demonstrate improved child results.	57.52%	57.55%

Part C Annual SPP Performance Report								
SPP/APR Indicators			FFY 2018 (SFY 2019)			Action Required	Previous Results	
Results Indicator	Compliance Indicator		State Target	Local Results	Target Met		FFY 2017	FFY 2016
		2. Exits within age expectations	50.52%	43.82%	Not Met	Target not met. Submit an Improvement Plan within 30 days from the date of this letter; identify the root causes and evidence-based practices to demonstrate improved child results.	43.33%	46.28%
4A		Families who report EIS helped them know their rights 20 U.S.C. 1416a(3)(A) and 1442	91.00%	92.96%	Met	Target met. No further action required.	97.65%	97.89%
4B		Families who report EIS helped them communicate their child's needs 20 U.S.C. 1416a(3)(A) and 1442	90.00%	94.29%	Met	Target met. No further action required.	98.81%	98.95%
4C		Families who report EIS helped them help their children develop and learn 20 U.S.C. 1416a(3)(A) and 1442	91.50%	95.77%	Met	Target met. No further action required.	100%	98.87%
5		Children birth to one served as a percentage of the population birth to one COMAR 13A.13.02.04	1.55%	2.58%	Met	Target met. No further action required.	1.50%	2.89%
6		Children birth to three served as a percentage of the population birth to 3 COMAR 13A.13.02.04	3.25%	5.47%	Met	Target met. No further action required.	5.60%	4.71%
1		Timely Delivery of IFSP Services COMAR 13A.13.01.07	100%	99.43%	Not Met	Target not met. Submit an Improvement Plan within 30 days from the date of this letter; identify the root causes and evidence-based practices to demonstrate improved child results.	100%	100%
7		Percentage of toddlers for whom the evaluation and the initial IFSP was within 45 days from the date of referral COMAR 13A.13.01.07	100%	100%	Met	Target met. No further action required.	100%	100%
8A		Percentage of toddlers exiting Part C for whom transition steps and services were added to the IFSP at least 90 days, and not more than nine months, prior to the toddler's third birthday COMAR 13A.13.01.09	100%	100%	Met	Target met. No further action required.	100%	100%

Part C Annual SPP Performance Report							
SPP/APR Indicators		FFY 2018 (SFY 2019)			Action Required	Previous Results	
Results Indicator	Compliance Indicator	State Target	Local Results	Target Met		FFY 2017	FFY 2016
8B	Percentage of toddlers for whom the LEA and SEA were notified of potential Part B eligibility at least 90 days prior to the third birthday COMAR 13A.13.01.09	100%	100%	Met	Target met. No further action required.	100%	100%
8C	Percentage of children for whom the transition conference was held 90 days, and not more than nine months, prior to the toddler's third birthday COMAR 13A.13.01.09	100%	94.92%	Not Met	Target not met. Submit an Improvement Plan within 30 days from the date of this letter; identify the root causes and evidence-based practices to demonstrate improved child results.	100%	100%
	Correction of Noncompliance COMAR 13A.13.02.04	100%	100%	Met	Target met. No further action required.	100%	100%
	Timely and valid data	100%	100%	Met	Data and reports submitted in a timely and accurate manner. No further action required.	100%	100%
	Number of complaints filed	NA	0	NA	No further action required.	0	1
	Number of State complaints identified with violation(s)	NA	0	NA	No further action required.	0	0
	Number of State findings from State complaints corrected in a timely manner	NA	0	NA	No further action required.	0	0
	Number of due process hearings filed	NA	0	NA	No further action required.	0	0
	Number of due process hearings identified with violations	NA	0	NA	No further action required.	0	0
	Fiscal Accountability: Number of findings identified	NA	0	Met	No further action required.	0	100%



Karen B. Salmon, Ph.D.
State Superintendent of Schools

June 4, 2020

Dr. Patricia W. Saelens
Superintendent
Caroline County Public Schools
204 Franklin Street
Denton, Maryland 21629

Dear Dr. Saelens:

The Maryland State Department of Education (MSDE), Division of Early Intervention and Special Education Services (DEI/SES) is required by the United States Department of Education (USDE), Office of Special Education Programs (OSEP) to make determinations annually regarding the performance of each local Infants and Toddlers Program (LITP) using one of the following four determination categories: “Meets Requirements,” “Needs Assistance,” “Needs Intervention,” or “Needs Substantial Intervention” [34 CFR §§303.700 and 300.703]. The MSDE, DEI/SES uses a results-based rubric for given indicators to evaluate each LITP’s performance in meeting the State’s identified targets. For Federal Fiscal Year (FFY) 2018 determinations, the Caroline County Infants and Toddlers Program has achieved the determination status of “**Meets Requirements.**”

Attached please find supporting documents:

1. *FFY 2018 Determination Overview* (identifies the Part C Indicators used to assign a local determination on pages 1 and 2 – please note that fiscal and complaints/due process hearing data continues to be used);
2. *FFY 2018 Local Determination Scoring Criteria* (provides a six-year graduated results driven accountability plan used to make a local determination by year);
3. *FFY 2018 Annual Report Card on SPP/APR Part C Indicators* (provides a three-year local data analysis and required actions); and
4. *DEI/SES Differentiated Framework: Tiers of Supervision and Support* (provides the framework used by the DEI/SES to guide the level of monitoring and corresponding level of performance support provided to LITPs).

To implement a results-driven accountability system, we continue to focus on the three child outcome indicators. In 2015, a revised baseline was required and new targets established. Please see the attached *Part C Child Outcomes Baselines and Targets for Local Determinations* document. The DEI/SES has developed one set of baselines and targets that are inclusive of both children who receive services from birth to three and children who receive services through an Extended Individualized Family Service Plan (IFSP). The decision to examine child outcomes as one group independent of age was unanimously supported by LITP Directors and Preschool Coordinators through a stakeholder discussion held in 2014. Please note the attached revised baseline and targets for local determinations of Maryland’s LITPs will not be included in Maryland’s Annual Performance Report (APR) to OSEP. For federal reporting, OSEP requested that Maryland report child outcomes data for children birth to three years separately from child outcomes data for children older than three so that comparisons could be made with other states that are not serving children through an IFSP after age three.

The shift to a more balanced accountability approach does not relieve the DEI/SES from ensuring compliance, correction of identified noncompliance, and the receipt of timely and accurate data. As a result of the accountability shift to an increased emphasis on results, an LITP’s determination status may be impacted in the future.

Dr. Patricia W. Saelens
June 4, 2020
Page Two

The DEI/SES continues to recognize and value the commitment and delivery of high quality services implemented by each LITP. For the FFY2018 local determinations, data were collected from July 1, 2018 to June 30, 2019. While these local determinations reflect program performance prior to the COVID-19 pandemic, the required local program responsive actions will be implemented during the recovery period. With the new need to support pandemic recovery efforts, the DEI/SES has revisited the previously disseminated determination criteria and has readjusted. For FFY 2018, the DEI/SES will not increase the number of results indicators required to "Meet requirements" as previously identified in FFY 2017. It is anticipated that the FFY 2019 criteria will include an increase in results indicators.

To support Maryland's commitment to narrow the opportunity and achievement gaps for infants, toddlers, and young children with disabilities and their families, the implementation of the *DEI/SES Strategic Plan: Moving Maryland Forward* provides a statewide differentiated framework for general supervision and performance support. Based upon comprehensive data analysis (including the SPP/APR local determination status), the Caroline County Infants and Toddlers Program has been assigned the "**Universal**" tier for the delivery of the DEI/SES technical assistance model for results. LITPs assigned to the Universal tier will receive a comprehensive monitoring from the DEI/SES every four years.

Local Infants and Toddlers Programs are strongly encouraged to work closely with their Local Interagency Coordinating Council (LICC) and Family Support Centers to perform an analysis of local data and infrastructure. The analysis should guide the development of strategies for data-informed decision-making, increased parent partnerships, strategic collaboration, and the use of evidence-based practices to improve the results for infants, toddlers, and young children with disabilities and their families. As we continue this shift in focus to results-driven accountability, the MSDE, DEI/SES will provide State and local professional learning opportunities.

Thank you for your hard work and commitment to excellence, equity, and efficiency. The MSDE is committed to supporting the efforts of the Caroline County Infants and Toddlers Program to improve results for infants, toddlers, and preschool age children with disabilities and their families. If you have any questions or wish to request technical assistance, please do not hesitate to call me at 410-767-0238.

Sincerely,



Marcella E. Franczkowski, M.S.
Assistant State Superintendent
Division of Early Intervention and
Special Education Services



MEF/BMM/cc

Attachments

c: Karen B. Salmon, Ph.D.
Carol A. Williamson, Ed.D.
Elizabeth T. Anthony
Angela Gebert
Branch Chiefs

Caroline County Infants and Toddlers Program
Annual Data on Part C State Performance Plan (SPP) Priority Indicators
for the Period July 1, 2018 – June 30, 2019

Part C Annual SPP Performance Report								
SPP/APR Indicators <div>Results Indicator</div> <div>Compliance Indicator</div>			FFY 2018 (SFY 2019)			Action Required	Previous Results	
			State Target	Local Results	Target Met		FFY 2017	FFY 2016
2	Infants and Toddlers with IFSPs who receive services in natural environments COMAR 13A.13.01.07		94.00%	100%	Met	Target met. No further action required.	100%	100%
2 Ext IFSP	Infants and Toddlers with IFSPs who receive services in natural environments COMAR 13A.13.01.07		94.00%	100%	Met	Target met. No further action required.	100%	100%
3A	Birth - 4 Outcomes: Use of social – emotional skills COMAR 13A.13.01.08	1. Exits with substantial growth	59.87%	58.33%	Not Met	Target not met. Submit an Improvement Plan within 30 days from the date of this letter; identify the root causes and evidence-based practices to demonstrate improved child results.	66.67%	93.33%
		2. Exits within age expectations	60.14%	44.00%	Not Met	Target not met. Submit an Improvement Plan within 30 days from the date of this letter; identify the root causes and evidence-based practices to demonstrate improved child results.	50.00%	85.00%
3B	Birth - 4 Outcomes: Use of knowledge and skills COMAR 13A.13.01.08	1. Exits with substantial growth	63.21%	76.00%	Met	Target met. No further action required.	81.25%	88.24%
		2. Exits within age expectations	55.03%	44.00%	Not Met	Target not met. Submit an Improvement Plan within 30 days from the date of this letter; identify the root causes and evidence-based practices to demonstrate improved child results.	33.33%	80.00%
3C	Birth - 4 Outcomes: Use of appropriate behaviors COMAR 13A.13.01.08	1. Exits with substantial growth	70.00%	82.61%	Met	Target met. No further action required.	82.35%	88.89%
		2. Exits within age expectations	50.52%	48.00%	Not Met	Target not met. Submit an Improvement Plan within 30 days from the date of this letter; identify the root causes and evidence-based practices to demonstrate improved child results.	61.11%	75.00%

Part C Annual SPP Performance Report							
SPP/APR Indicators		FFY 2018 (SFY 2019)			Action Required	Previous Results	
 Results Indicator	 Compliance Indicator	State Target	Local Results	Target Met		FFY 2017	FFY 2016
4A	Families who report EIS helped them know their rights 20 U.S.C. 1416a(3)(A) and 1442	91.00%	97.06%	Met	Target met. No further action required.	100%	100%
4B	Families who report EIS helped them communicate their child's needs 20 U.S.C. 1416a(3)(A) and 1442	90.00%	93.94%	Met	Target met. No further action required.	94.12%	100%
4C	Families who report EIS helped them help their children develop and learn 20 U.S.C. 1416a(3)(A) and 1442	91.50%	100%	Met	Target met. No further action required.	100%	100%
5	Children birth to one served as a percentage of the population birth to one COMAR 13A.13.02.04	1.55%	2.59%	Met	Target met. No further action required.	2.54%	4.56%
6	Children birth to three served as a percentage of the population birth to 3 COMAR 13A.13.02.04	3.25%	3.81%	Met	Target met. No further action required.	3.23%	2.73%
1	Timely Delivery of IFSP Services COMAR 13A.13.01.07	100%	100%	Met	Target met. No further action required.	100%	100%
7	Percentage of toddlers for whom the evaluation and the initial IFSP was within 45 days from the date of referral COMAR 13A.13.01.07	100%	100%	Met	Target met. No further action required.	100%	100%
8A	Percentage of toddlers exiting Part C for whom transition steps and services were added to the IFSP at least 90 days, and not more than nine months, prior to the toddler's third birthday COMAR 13A.13.01.09	100%	100%	Met	Target met. No further action required.	100%	100%
8B	Percentage of toddlers for whom the LEA and SEA were notified of potential Part B eligibility at least 90 days prior to the third birthday COMAR 13A.13.01.09	100%	100%	Met	Target met. No further action required.	100%	100%
8C	Percentage of children for whom the transition conference was held 90 days, and not more than nine months, prior to the toddler's third birthday COMAR 13A.13.01.09	100%	100%	Met	Target met. No further action required.	100%	100%

Part C Annual SPP Performance Report							
SPP/APR Indicators		FFY 2018 (SFY 2019)			Action Required	Previous Results	
Results Indicator	Compliance Indicator	State Target	Local Results	Target Met		FFY 2017	FFY 2016
	Correction of Noncompliance COMAR 13A.13.02.04	100%	100%	Met	Target met. No further action required.	100%	100%
	Timely and valid data	100%	100%	Met	Data and reports submitted in a timely and accurate manner. No further action required.	100%	100%
	Number of complaints filed	NA	0	NA	No further action required.	0	0
	Number of State complaints identified with violation(s)	NA	0	NA	No further action required.	0	0
	Number of State findings from State complaints corrected in a timely manner	NA	0	NA	No further action required.	0	0
	Number of due process hearings file	NA	0	NA	No further action required.	0	0
	Number of due process hearings identified with violations	NA	0	NA	No further action required.	0	0
	Fiscal Accountability: Number of findings identified	NA	0	Met	No further action required.	0	100%



Karen B. Salmon, Ph.D.
State Superintendent of Schools

June 4, 2020

Dr. Steven A. Lockard
Superintendent
Carroll County Public Schools
125 North Court Street
Westminster, MD 21157

Dear Dr. Lockard:

The Maryland State Department of Education (MSDE), Division of Early Intervention and Special Education Services (DEI/SES) is required by the United States Department of Education (USDE), Office of Special Education Programs (OSEP) to make determinations annually regarding the performance of each local Infants and Toddlers Program (LITP) using one of the following four determination categories: “Meets Requirements,” “Needs Assistance,” “Needs Intervention,” or “Needs Substantial Intervention” [34 CFR §§303.700 and 300.703]. The MSDE, DEI/SES uses a results-based rubric for given indicators to evaluate each LITP’s performance in meeting the State’s identified targets. For Federal Fiscal Year (FFY) 2018 determinations, the Carroll County Infants and Toddlers Program has achieved the determination status of “**Meets Requirements.**”

Attached please find supporting documents:

1. *FFY 2018 Determination Overview* (identifies the Part C Indicators used to assign a local determination on pages 1 and 2 – please note that fiscal and complaints/due process hearing data continues to be used);
2. *FFY 2018 Local Determination Scoring Criteria* (provides a six-year graduated results driven accountability plan used to make a local determination by year);
3. *FFY 2018 Annual Report Card on SPP/APR Part C Indicators* (provides a three-year local data analysis and required actions); and
4. *DEI/SES Differentiated Framework: Tiers of Supervision and Support* (provides the framework used by the DEI/SES to guide the level of monitoring and corresponding level of performance support provided to LITPs).

To implement a results-driven accountability system, we continue to focus on the three child outcome indicators. In 2015, a revised baseline was required and new targets established. Please see the attached *Part C Child Outcomes Baselines and Targets for Local Determinations* document. The DEI/SES has developed one set of baselines and targets that are inclusive of both children who receive services from birth to three and children who receive services through an Extended Individualized Family Service Plan (IFSP). The decision to examine child outcomes as one group independent of age was unanimously supported by LITP Directors and Preschool Coordinators through a stakeholder discussion held in 2014. Please note the attached revised baseline and targets for local determinations of Maryland’s LITPs will not be included in Maryland’s Annual Performance Report (APR) to OSEP. For federal reporting, OSEP requested that Maryland report child outcomes data for children birth to three years separately from child outcomes data for children older than three so that comparisons could be made with other states that are not serving children through an IFSP after age three.

The shift to a more balanced accountability approach does not relieve the DEI/SES from ensuring compliance, correction of identified noncompliance, and the receipt of timely and accurate data. As a result of the accountability shift to an increased emphasis on results, an LITP’s determination status may be impacted in the future.

The DEI/SES continues to recognize and value the commitment and delivery of high quality services implemented by each LITP. For the FFY2018 local determinations, data were collected from July 1, 2018 to June 30, 2019. While these local determinations reflect program performance prior to the COVID-19 pandemic, the required local program responsive actions will be implemented during the recovery period. With the new need to support pandemic recovery efforts, the DEI/SES has revisited the previously disseminated determination criteria and has readjusted. For FFY 2018, the DEI/SES will not increase the number of results indicators required to "Meet requirements" as previously identified in FFY 2017. It is anticipated that the FFY 2019 criteria will include an increase in results indicators.

To support Maryland's commitment to narrow the opportunity and achievement gaps for infants, toddlers, and young children with disabilities and their families, the implementation of the *DEI/SES Strategic Plan: Moving Maryland Forward* provides a statewide differentiated framework for general supervision and performance support. Based upon comprehensive data analysis (including the SPP/APR local determination status), the Carroll County Infants and Toddlers Program has been assigned the "**Universal**" tier for the delivery of the DEI/SES technical assistance model for results. LITPs assigned to the Universal tier will receive a comprehensive monitoring from the DEI/SES every four years.

Local Infants and Toddlers Programs are strongly encouraged to work closely with their Local Interagency Coordinating Council (LICC) and Family Support Centers to perform an analysis of local data and infrastructure. The analysis should guide the development of strategies for data-informed decision-making, increased parent partnerships, strategic collaboration, and the use of evidence-based practices to improve the results for infants, toddlers, and young children with disabilities and their families. As we continue this shift in focus to results-driven accountability, the MSDE, DEI/SES will provide State and local professional learning opportunities.

Thank you for your hard work and commitment to excellence, equity, and efficiency. The MSDE is committed to supporting the efforts of the Carroll County Infants and Toddlers Program to improve results for infants, toddlers, and preschool age children with disabilities and their families. If you have any questions or wish to request technical assistance, please do not hesitate to call me at 410-767-0238.

Sincerely,



Marcella E. Franczkowski, M.S.
Assistant State Superintendent
Division of Early Intervention and
Special Education Services



MEF/BMM/cc



Attachments






c: Karen B. Salmon, Ph.D.
Carol A. Williamson, Ed.D.
Nicholas Shockney
Inez Marvel
Branch Chiefs

Carroll County Infants and Toddlers Program
Annual Data on Part C State Performance Plan (SPP) Priority Indicators
for the Period July 1, 2018 – June 30, 2019

Part C Annual SPP Performance Report								
SPP/APR Indicators <div>Results Indicator</div> <div>Compliance Indicator</div>			FFY 2018 (SFY 2019)		Action Required	Previous Results		
			State Target	Local Results		Target Met	FFY 2017	FFY 2016
2	Infants and Toddlers with IFSPs who receive services in natural environments COMAR 13A.13.01.07		94.00%	97.69%	Met	Target met. No further action required.	96.91%	96.12%
2 Ext IFSP	Infants and Toddlers with IFSPs who receive services in natural environments COMAR 13A.13.01.07		94.00%	100%	Met	Target met. No further action required.	100%	97.50%
3A	Birth - 4 Outcomes: Use of social – emotional skills COMAR 13A.13.01.08	1. Exits with substantial growth	59.87%	56.31%	Not Met	Target not met. Submit an Improvement Plan within 30 days from the date of this letter; identify the root causes and evidence-based practices to demonstrate improved child results.	58.12%	57.14
		2. Exits within age expectations	60.14%	55.80%	Not Met	Target not met. Submit an Improvement Plan within 30 days from the date of this letter; identify the root causes and evidence-based practices to demonstrate improved child results.	55.15%	54.79%
3B	Birth - 4 Outcomes: Use of knowledge and skills COMAR 13A.13.01.08	1. Exits with substantial growth	63.21%	58.65%	Not Met	Target not met. Submit an Improvement Plan within 30 days from the date of this letter; identify the root causes and evidence-based practices to demonstrate improved child results.	59.54%	60.26%
		2. Exits within age expectations	55.03%	55.80%	Met	Target met. No further action required.	53.94%	54.79%

Part C Annual SPP Performance Report								
SPP/APR Indicators			FFY 2018 (SFY 2019)			Action Required	Previous Results	
 Results Indicator	 Compliance Indicator		State Target	Local Results	Target Met		FFY 2017	FFY 2016
3C	Birth - 4 Outcomes: Use of appropriate behaviors COMAR 13A.13.01.08	1. Exits with substantial growth	70.00%	64.52%	Not Met	Target not met. Submit an Improvement Plan within 30 days from the date of this letter; identify the root causes and evidence-based practices to demonstrate improved child results.	67.76%	64.37%
		2. Exits within age expectations	50.52%	52.90%	Met	Target met. No further action required.	49.09%	47.34%
4A	Families who report EIS helped them know their rights 20 U.S.C. 1416a(3)(A) and 1442		91.00%	94.64%	Met	Target met. No further action required.	100%	96.05%
4B	Families who report EIS helped them communicate their child's needs 20 U.S.C. 1416a(3)(A) and 1442		90.00%	94.44%	Met	Target met. No further action required.	96.55%	97.26%
4C	Families who report EIS helped them help their children develop and learn 20 U.S.C. 1416a(3)(A) and 1442		91.50%	92.59%	Met	Target met. No further action required.	96.55%	97.22%
5	Children birth to one served as a percentage of the population birth to one COMAR 13A.13.02.04		1.55%	1.83%	Met	Target met. No further action required.	2.53%	2.58%
6	Children birth to three served as a percentage of the population birth to 3 COMAR 13A.13.02.04		3.25%	3.23%	Not Met	Target not met. Submit an Improvement Plan within 30 days from the date of this letter; identify the root causes and evidence-based practices to demonstrate improved child results.	3.65%	4.06%
1	Timely Delivery of IFSP Services COMAR 13A.13.01.07		100%	99.48%	Not Met	Target not met. Submit an Improvement Plan within 30 days from the date of this letter; identify the root causes and evidence-based practices to demonstrate improved child results. Subsequent data demonstrated correction of the previous noncompliance identified in FFY 17-18 within one year of the written finding.	99.51%	99.60%

Part C Annual SPP Performance Report							
SPP/APR Indicators		FFY 2018 (SFY 2019)			Action Required	Previous Results	
 Results Indicator	 Compliance Indicator	State Target	Local Results	Target Met		FFY 2017	FFY 2016
7	Percentage of toddlers for whom the evaluation and the initial IFSP was within 45 days from the date of referral COMAR 13A.13.01.07	100%	99.50%	Not Met	Target not met. Submit an Improvement Plan within 30 days from the date of this letter; identify the root causes and evidence-based practices to demonstrate improved child results.	100%	100%
8A	Percentage of toddlers exiting Part C for whom transition steps and services were added to the IFSP at least 90 days, and not more than nine months, prior to the toddler's third birthday COMAR 13A.13.01.09	100%	100%	Met	Target met. No further action required.	100%	98.11%
8B	Percentage of toddlers for whom the LEA and SEA were notified of potential Part B eligibility at least 90 days prior to the third birthday COMAR 13A.13.01.09	100%	100%	Met	Target met. No further action required.	100%	100%
8C	Percentage of children for whom the transition conference was held 90 days, and not more than nine months, prior to the toddler's third birthday COMAR 13A.13.01.09	100%	100%	Met	Target met. No further action required. Subsequent data demonstrated correction of the previous noncompliance identified in FFY 17-18 within one year of the written finding.	98.88%	97.17%
	Correction of Noncompliance COMAR 13A.13.02.04	100%	100%	Met	Target met. No further action required.	100%	100%
	Timely and valid data	100%	100%	Met	Data and reports submitted in a timely and accurate manner. No further action required.	100%	100%
	Number of complaints filed	NA	1	NA	No further action required.	0	0
	Number of State complaints identified with violation(s)	NA	0	NA	No further action required.	0	0

Part C Annual SPP Performance Report							
SPP/APR Indicators		FFY 2018 (SFY 2019)			Action Required	Previous Results	
 Results Indicator	 Compliance Indicator	State Target	Local Results	Target Met		FFY 2017	FFY 2016
	Number of State findings from State complaints corrected in a timely manner	NA	0	NA	No further action required.	0	0
	Number of due process hearings filed	NA	0	NA	No further action required.	0	0
	Number of due process hearings identified with violations	NA	0	NA	No further action required.	0	0
	Fiscal Accountability: Number of findings identified	NA	0	Met	No further action required.	0	100%



Karen B. Salmon, Ph.D.
State Superintendent of Schools

June 4, 2020

Dr. Jeffrey A. Lawson
Superintendent
Cecil County Public Schools
201 Booth Street
Elkton, Maryland 21921

Dear Dr. Lawson:

The Maryland State Department of Education (MSDE), Division of Early Intervention and Special Education Services (DEI/SES) is required by the United States Department of Education (USDE), Office of Special Education Programs (OSEP) to make determinations annually regarding the performance of each local Infants and Toddlers Program (LITP) using one of the following four determination categories: “Meets Requirements,” “Needs Assistance,” “Needs Intervention,” or “Needs Substantial Intervention” [34 CFR §§303.700 and 300.703]. The MSDE, DEI/SES uses a results-based rubric for given indicators to evaluate each LITP’s performance in meeting the State’s identified targets. For Federal Fiscal Year (FFY) 2018 determinations, the Cecil County Infants and Toddlers Program has achieved the determination status of “**Meets Requirements.**”

Attached please find supporting documents:

1. *FFY 2018 Determination Overview* (identifies the Part C Indicators used to assign a local determination on pages 1 and 2 – please note that fiscal and complaints/due process hearing data continues to be used);
2. *FFY 2018 Local Determination Scoring Criteria* (provides a six-year graduated results driven accountability plan used to make a local determination by year);
3. *FFY 2018 Annual Report Card on SPP/APR Part C Indicators* (provides a three-year local data analysis and required actions); and
4. *DEI/SES Differentiated Framework: Tiers of Supervision and Support* (provides the framework used by the DEI/SES to guide the level of monitoring and corresponding level of performance support provided to LITPs).

To implement a results-driven accountability system, we continue to focus on the three child outcome indicators. In 2015, a revised baseline was required and new targets established. Please see the attached *Part C Child Outcomes Baselines and Targets for Local Determinations* document. The DEI/SES has developed one set of baselines and targets that are inclusive of both children who receive services from birth to three and children who receive services through an Extended Individualized Family Service Plan (IFSP). The decision to examine child outcomes as one group independent of age was unanimously supported by LITP Directors and Preschool Coordinators through a stakeholder discussion held in 2014. Please note the attached revised baseline and targets for local determinations of Maryland’s LITPs will not be included in Maryland’s Annual Performance Report (APR) to OSEP. For federal reporting, OSEP requested that Maryland report child outcomes data for children birth to three years separately from child outcomes data for children older than three so that comparisons could be made with other states that are not serving children through an IFSP after age three.

The shift to a more balanced accountability approach does not relieve the DEI/SES from ensuring compliance, correction of identified noncompliance, and the receipt of timely and accurate data. As a result of the accountability shift to an increased emphasis on results, an LITP’s determination status may be impacted in the future.

The DEI/SES continues to recognize and value the commitment and delivery of high quality services implemented by each LITP. For the FFY2018 local determinations, data were collected from July 1, 2018 to June 30, 2019. While these local determinations reflect program performance prior to the COVID-19 pandemic, the required local program responsive actions will be implemented during the recovery period. With the new need to support pandemic recovery efforts, the DEI/SES has revisited the previously disseminated determination criteria and has readjusted. For FFY 2018, the DEI/SES will not increase the number of results indicators required to "Meet requirements" as previously identified in FFY 2017. It is anticipated that the FFY 2019 criteria will include an increase in results indicators.

To support Maryland's commitment to narrow the opportunity and achievement gaps for infants, toddlers, and young children with disabilities and their families, the implementation of the *DEI/SES Strategic Plan: Moving Maryland Forward* provides a statewide differentiated framework for general supervision and performance support. Based upon comprehensive data analysis (including the SPP/APR local determination status), the Cecil County Infants and Toddlers Program has been assigned the "**Universal**" tier for the delivery of the DEI/SES technical assistance model for results. LITPs assigned to the Universal tier will receive a comprehensive monitoring from the DEI/SES every four years.

Local Infants and Toddlers Programs are strongly encouraged to work closely with their Local Interagency Coordinating Council (LICC) and Family Support Centers to perform an analysis of local data and infrastructure. The analysis should guide the development of strategies for data-informed decision-making, increased parent partnerships, strategic collaboration, and the use of evidence-based practices to improve the results for infants, toddlers, and young children with disabilities and their families. As we continue this shift in focus to results-driven accountability, the MSDE, DEI/SES will provide State and local professional learning opportunities.

Thank you for your hard work and commitment to excellence, equity, and efficiency. The MSDE is committed to supporting the efforts of the Cecil County Infants and Toddlers Program to improve results for infants, toddlers, and preschool age children with disabilities and their families. If you have any questions or wish to request technical assistance, please do not hesitate to call me at 410-767-0238.

Sincerely,



Marcella E. Franczkowski, M.S.
Assistant State Superintendent
Division of Early Intervention and
Special Education Services

MEF/BMM/cc



Attachments

c: Karen B. Salmon, Ph.D.
Carol A. Williamson, Ed.D.
Sarah J. Farr
Jennifer Ayers
Branch Chiefs

Cecil County Infants and Toddlers Program
Annual Data on Part C State Performance Plan (SPP) Priority Indicators
for the Period July 1, 2018 – June 30, 2019

Part C Annual SPP Performance Report								
SPP/APR Indicators <div><div></div> Results Indicator <div></div> Compliance Indicator</div>			FFY 2018 (SFY 2019)			Action Required	Previous Results	
			State Target	Local Results	Target Met		FFY 2017	FFY 2016
2	Infants and Toddlers with IFSPs who receive services in natural environments COMAR 13A.13.01.07		94.00%	100%	Met	Target met. No further action required.	99.17%	98.92%
2 Ext IFSP	Infants and Toddlers with IFSPs who receive services in natural environments COMAR 13A.13.01.07		94.00%	100%	Met	Target met. No further action required.	100%	100%
3A	Birth - 4 Outcomes: Use of social – emotional skills COMAR 13A.13.01.08	1. Exits with substantial growth	59.87%	61.02%	Met	Target met. No further action required.	64.18%	35.94%
		2. Exits within age expectations	60.14%	61.73%	Met	Target met. No further action required.	52.50%	40.00%
3B	Birth - 4 Outcomes: Use of knowledge and skills COMAR 13A.13.01.08	1. Exits with substantial growth	63.21%	59.68%	Not Met	Target not met. Submit an Improvement Plan within 30 days from the date of this letter; identify the root causes and evidence-based practices to demonstrate improved child results.	65.71%	34.78%
		2. Exits within age expectations	55.03%	61.73%	Met	Target met. No further action required.	48.75%	35.29%
3C	Birth - 4 Outcomes: Use of appropriate behaviors COMAR 13A.13.01.08	1. Exits with substantial growth	70.00%	70.00%	Met	Target met. No further action required.	67.11%	51.32%
		2. Exits within age expectations	50.52%	55.56%	Met	Target met. No further action required.	42.50%	34.12%
4A	Families who report EIS helped them know their rights 20 U.S.C. 1416a(3)(A) and 1442		91.00%	98.39%	Met	Target met. No further action required.	100%	97.01%
4B	Families who report EIS helped them communicate their child’s needs 20 U.S.C. 1416a(3)(A) and 144		90.00%	100%	Met	Target met. No further action required.	96.92%	98.48%

Part C Annual SPP Performance Report							
SPP/APR Indicators		FFY 2018 (SFY 2019)			Action Required	Previous Results	
Results Indicator	Compliance Indicator	State Target	Local Results	Target Met		FFY 2017	FFY 2016
4C	Families who report EIS helped them help their children develop and learn 20 U.S.C. 1416a(3)(A) and 1442	91.50%	98.33%	Met	Target met. No further action required.	98.41%	98.51%
5	Children birth to one served as a percentage of the population birth to one COMAR 13A.13.02.04	1.55%	2.61%	Met	Target met. No further action required.	1.20%	0.79%
6	Children birth to three served as a percentage of the population birth to 3 COMAR 13A.13.02.04	3.25%	4.63%	Met	Target met. No further action required.	3.44%	2.74%
1	Timely Delivery of IFSP Services COMAR 13A.13.01.07	100%	100%	Met	Target met. No further action required. Subsequent data demonstrated correction of the previous noncompliance identified in FFY 17-18 within one year of the written finding.	97.66%	98.45%
7	Percentage of toddlers for whom the evaluation and the initial IFSP was within 45 days from the date of referral COMAR 13A.13.01.07	100%	100%	Met	Target met. No further action required	100%	100%
8A	Percentage of toddlers exiting Part C for whom transition steps and services were added to the IFSP at least 90 days, and not more than nine months, prior to the toddler's third birthday COMAR 13A.13.01.09	100%	97.18%	Not Met	Target not met. Submit an Improvement Plan within 30 days from the date of this letter; identify the root causes and evidence-based practices to demonstrate improved child results.	100%	100%
8B	Percentage of toddlers for whom the LEA and SEA were notified of potential Part B eligibility at least 90 days prior to the third birthday COMAR 13A.13.01.09	100%	100%	Met	Target met. No further action required.	100%	100%

Part C Annual SPP Performance Report							
SPP/APR Indicators		FFY 2018 (SFY 2019)			Action Required	Previous Results	
 Results Indicator	 Compliance Indicator	State Target	Local Results	Target Met		FFY 2017	FFY 2016
8C	Percentage of children for whom the transition conference was held 90 days, and not more than nine months, prior to the toddler's third birthday COMAR 13A.13.01.09	100%	97.14%	Not Met	Target not met. Submit an Improvement Plan within 30 days from the date of this letter; identify the root causes and evidence-based practices to demonstrate improved child results. Correction of the noncompliance must be demonstrated and verified within one year. Subsequent data demonstrated correction of the previous noncompliance identified in FFY 17-18 within one year of the written finding.	98.51%	100%
	Correction of Noncompliance COMAR 13A.13.02.04	100%	100%	Met	Target met. No further action required.	100%	100%
	Timely and valid data	100%	100%	Met	Data and reports submitted in a timely and accurate manner. No further action required.	100%	100%
	Number of complaints filed	NA	0	NA	No further action required.	0	0
	Number of State complaints identified with violation(s)	NA	0	NA	No further action required.	0	0
	Number of State findings from State complaints corrected in a timely manner	NA	0	NA	No further action required.	0	0
	Number of due process hearings filed	NA	0	NA	No further action required.	0	0
	Number of due process hearings identified with violations	NA	0	NA	No further action required.	0	0
	Fiscal Accountability: Number of findings identified	NA	0	Met	No further action required.	0	100%



Karen B. Salmon, Ph.D.
State Superintendent of Schools

June 4, 2020

Dr. Kimberly Hill
Superintendent
Charles County Public Schools
P.O. Box 2770
LaPlata, Maryland 20646

Dear Dr. Hill:

The Maryland State Department of Education (MSDE), Division of Early Intervention and Special Education Services (DEI/SES) is required by the United States Department of Education (USDE), Office of Special Education Programs (OSEP) to make determinations annually regarding the performance of each local Infants and Toddlers Program (LITP) using one of the following four determination categories: “Meets Requirements,” “Needs Assistance,” “Needs Intervention,” or “Needs Substantial Intervention” [34 CFR §§303.700 and 300.703]. The MSDE, DEI/SES uses a results-based rubric for given indicators to evaluate each LITP’s performance in meeting the State’s identified targets. For Federal Fiscal Year (FFY) 2018 determinations, the Charles County Infants and Toddlers Program has achieved the determination status of “**Meets Requirements.**”

Attached please find supporting documents:

1. *FFY 2018 Determination Overview* (identifies the Part C Indicators used to assign a local determination on pages 1 and 2 – please note that fiscal and complaints/due process hearing data continues to be used);
2. *FFY 2018 Local Determination Scoring Criteria* (provides a six-year graduated results driven accountability plan used to make a local determination by year);
3. *FFY 2018 Annual Report Card on SPP/APR Part C Indicators* (provides a three-year local data analysis and required actions); and
4. *DEI/SES Differentiated Framework: Tiers of Supervision and Support* (provides the framework used by the DEI/SES to guide the level of monitoring and corresponding level of performance support provided to LITPs).

To implement a results-driven accountability system, we continue to focus on the three child outcome indicators. In 2015, a revised baseline was required and new targets established. Please see the attached *Part C Child Outcomes Baselines and Targets for Local Determinations* document. The DEI/SES has developed one set of baselines and targets that are inclusive of both children who receive services from birth to three and children who receive services through an Extended Individualized Family Service Plan (IFSP). The decision to examine child outcomes as one group independent of age was unanimously supported by LITP Directors and Preschool Coordinators through a stakeholder discussion held in 2014. Please note the attached revised baseline and targets for local determinations of Maryland’s LITPs will not be included in Maryland’s Annual Performance Report (APR) to OSEP. For federal reporting, OSEP requested that Maryland report child outcomes data for children birth to three years separately from child outcomes data for children older than three so that comparisons could be made with other states that are not serving children through an IFSP after age three.

The shift to a more balanced accountability approach does not relieve the DEI/SES from ensuring compliance, correction of identified noncompliance, and the receipt of timely and accurate data. As a result of the accountability shift to an increased emphasis on results, an LITP’s determination status may be impacted in the future.

Dr. Kimberly Hill
June 4, 2020
Page Two

The DEI/SES continues to recognize and value the commitment and delivery of high quality services implemented by each LITP. For the FFY2018 local determinations, data were collected from July 1, 2018 to June 30, 2019. While these local determinations reflect program performance prior to the COVID-19 pandemic, the required local program responsive actions will be implemented during the recovery period. With the new need to support pandemic recovery efforts, the DEI/SES has revisited the previously disseminated determination criteria and has readjusted. For FFY 2018, the DEI/SES will not increase the number of results indicators required to "Meet requirements" as previously identified in FFY 2017. It is anticipated that the FFY 2019 criteria will include an increase in results indicators.

To support Maryland's commitment to narrow the opportunity and achievement gaps for infants, toddlers, and young children with disabilities and their families, the implementation of the *DEI/SES Strategic Plan: Moving Maryland Forward* provides a statewide differentiated framework for general supervision and performance support. Based upon comprehensive data analysis (including the SPP/APR local determination status), the Charles County Infants and Toddlers Program has been assigned the "**Universal**" tier for the delivery of the DEI/SES technical assistance model for results. LITPs assigned to the Universal tier will receive a comprehensive monitoring from the DEI/SES every four years.

Local Infants and Toddlers Programs are strongly encouraged to work closely with their Local Interagency Coordinating Council (LICC) and Family Support Centers to perform an analysis of local data and infrastructure. The analysis should guide the development of strategies for data-informed decision-making, increased parent partnerships, strategic collaboration, and the use of evidence-based practices to improve the results for infants, toddlers, and young children with disabilities and their families. As we continue this shift in focus to results-driven accountability, the MSDE, DEI/SES will provide State and local professional learning opportunities.

Thank you for your hard work and commitment to excellence, equity, and efficiency. The MSDE is committed to supporting the efforts of the Charles County Infants and Toddlers Program to improve results for infants, toddlers, and preschool age children with disabilities and their families. If you have any questions or wish to request technical assistance, please do not hesitate to call me at 410-767-0238.

Sincerely,





Marcella E. Franczkowski, M.S.
Assistant State Superintendent
Division of Early Intervention and
Special Education Services

MEF/BMM/cc

Attachments

c: Karen B. Salmon, Ph.D.
Carol A. Williamson, Ed.D.
Arden Sotomayor, Ph.D.
Sheila Myers
Branch Chiefs

Charles County Infants and Toddlers Program
Annual Data on Part C State Performance Plan (SPP) Priority Indicators
for the Period July 1, 2018 – June 30, 2019

Part C Annual SPP Performance Report							
SPP/APR Indicators  Results Indicator  Compliance Indicator		FFY 2018 (SFY 2019)			Action Required	Previous Results	
		State Target	Local Results	Target Met		FFY 2017	FFY 2016
2	Infants and Toddlers with IFSPs who receive services in natural environments COMAR 13A.13.01.07	94.00%	99.53%	Met	Target met. No further action required.	100%	100%
2 Ext IFSP	Infants and Toddlers with IFSPs who receive services in natural environments COMAR 13A.13.01.07	94.00%	100%	Met	Target met. No further action required.	100%	100%
3A	Birth - 4 Outcomes: Use of social – emotional skills COMAR 13A.13.01.08	59.87%	56.48%	Not Met	Target not met. Submit an Improvement Plan within 30 days from the date of this letter; identify the root causes and evidence-based practices to demonstrate improved child results. Correction of the noncompliance must be demonstrated and verified within one year.	68.61%	62.35%
	1. Exits with substantial growth						
3A	2. Exits within age expectations	60.14%	38.66%	Not Met	Target not met. Submit an Improvement Plan within 30 days from the date of this letter; identify the root causes and evidence-based practices to demonstrate improved child results. Correction of the noncompliance must be demonstrated and verified within one year.	46.79%	49.06%
3B	Birth - 4 Outcomes: Use of knowledge and skills COMAR 13A.13.01.08	63.21%	66.07%	Met	Target met. No further action required.	66.67%	70.93%

Part C Annual SPP Performance Report								
SPP/APR Indicators			FFY 2018 (SFY 2019)			Action Required	Previous Results	
Results Indicator	Compliance Indicator		State Target	Local Results	Target Met		FFY 2017	FFY 2016
		2. Exits within age expectations	55.03%	38.66%	Not Met	Target not met. Submit an Improvement Plan within 30 days from the date of this letter; identify the root causes and evidence-based practices to demonstrate improved child results. Correction of the noncompliance must be demonstrated and verified within one year.	48.72%	49.06%
3C	Birth - 4 Outcomes: Use of appropriate behaviors COMAR 13A.13.01.08	1. Exits with substantial growth	70.00%	70.09%	Met	Target met. No further action required.	69.80%	74.00%
		2. Exits within age expectations	50.52%	37.82%	Not Met	Target not met. Submit an Improvement Plan within 30 days from the date of this letter; identify the root causes and evidence-based practices to demonstrate improved child results. Correction of the noncompliance must be demonstrated and verified within one year.	44.87%	45.28%
4A	Families who report EIS helped them know their rights 20 U.S.C. 1416a(3)(A) and 1442		91.00%	97.83%	Met	Target met. No further action required.	97.44%	98.21%
4B	Families who report EIS helped them communicate their child's needs 20 U.S.C. 1416a(3)(A) and 1442		90.00%	96.81%	Met	Target met. No further action required.	97.47%	98.15%
4C	Families who report EIS helped them help their children develop and learn 20 U.S.C. 1416a(3)(A) and 1442		91.50%	96.74%	Met	Target met. No further action required.	97.47%	98.15%
5	Children birth to one served as a percentage of the population birth to one COMAR 13A.13.02.04		1.55%	1.79%	Met	Target met. No further action required.	2.00%	1.64%

Part C Annual SPP Performance Report							
SPP/APR Indicators		FFY 2018 (SFY 2019)			Action Required	Previous Results	
Results Indicator	Compliance Indicator	State Target	Local Results	Target Met		FFY 2017	FFY 2016
6	Children birth to three served as a percentage of the population birth to 3 COMAR 13A.13.02.04	3.25%	3.79%	Met	Target met. No further action required.	3.76%	2.99%
1	Timely Delivery of IFSP Services COMAR 13A.13.01.07	100%	99.10%	Not Met	Target not met. Submit an Improvement Plan within 30 days from the date of this letter; identify the root causes and evidence-based practices to demonstrate improved child results. Correction of the noncompliance must be demonstrated and verified within one year.	100%	100%
7	Percentage of toddlers for whom the evaluation and the initial IFSP was within 45 days from the date of referral COMAR 13A.13.01.07	100%	100%	Met	Target met. No further action required.	100%	100%
8A	Percentage of toddlers exiting Part C for whom transition steps and services were added to the IFSP at least 90 days, and not more than nine months, prior to the toddler's third birthday COMAR 13A.13.01.09	100%	100%	Met	Target met. No further action required.	100%	100%
8B	Percentage of toddlers for whom the LEA and SEA were notified of potential Part B eligibility at least 90 days prior to the third birthday COMAR 13A.13.01.09	100%	100%	Met	Target met. No further action required.	100%	100%
8C	Percentage of children for whom the transition conference was held 90 days, and not more than nine months, prior to the toddler's third birthday COMAR 13A.13.01.09	100%	99.10%	Not Met	Target not met. Submit an Improvement Plan within 30 days from the date of this letter; identify the root causes and evidence-based practices to demonstrate improved child results. Correction of the noncompliance must be demonstrated and verified within one year.	100%	100%
	Correction of Noncompliance COMAR 13A.13.02.04	100%	100%	Met	Target met. No further action required.	100%	100%
	Timely and valid data	100%	<100%	Not Met	Programmatic and fiscal reports were not submitted in a timely and accurate manner.	100%	100%

Part C Annual SPP Performance Report							
SPP/APR Indicators		FFY 2018 (SFY 2019)			Action Required	Previous Results	
Results Indicator	Compliance Indicator	State Target	Local Results	Target Met		FFY 2017	FFY 2016
	Number of complaints filed	NA	0	NA	No further action required.	0	0
	Number of State complaints identified with violation(s)	NA	0	NA	No further action required.	0	0
	Number of State findings from State complaints corrected in a timely manner	NA	0	NA	No further action required.	0	0
	Number of due process hearings filed	NA	0	NA	No further action required.	0	0
	Number of due process hearings identified with violations	NA	0	NA	No further action required.	0	0
	Fiscal Accountability: Number of findings identified	NA	0	Met	No further action required.	0	100%



Karen B. Salmon, Ph.D.
State Superintendent of Schools

June 4, 2020

Mr. W. David Bromwell, Jr.
Interim Superintendent
Dorchester County Board of Education
700 Glasgow Street
Cambridge, Maryland 21613

Dear Mr. Bromwell:

The Maryland State Department of Education (MSDE), Division of Early Intervention and Special Education Services (DEI/SES) is required by the United States Department of Education (USDE), Office of Special Education Programs (OSEP) to make determinations annually regarding the performance of each local Infants and Toddlers Program (LITP) using one of the following four determination categories: “Meets Requirements,” “Needs Assistance,” “Needs Intervention,” or “Needs Substantial Intervention” [34 CFR §§303.700 and 300.703]. The MSDE, DEI/SES uses a results-based rubric for given indicators to evaluate each LITP’s performance in meeting the State’s identified targets. For Federal Fiscal Year (FFY) 2018 determinations, the Dorchester County Infants and Toddlers Program has achieved the determination status of **“Meets Requirements.”**

Attached please find supporting documents:

1. *FFY 2018 Determination Overview* (identifies the Part C Indicators used to assign a local determination on pages 1 and 2 – please note that fiscal and complaints/due process hearing data continues to be used);
2. *FFY 2018 Local Determination Scoring Criteria* (provides a six-year graduated results driven accountability plan used to make a local determination by year);
3. *FFY 2018 Annual Report Card on SPP/APR Part C Indicators* (provides a three-year local data analysis and required actions); and
4. *DEI/SES Differentiated Framework: Tiers of Supervision and Support* (provides the framework used by the DEI/SES to guide the level of monitoring and corresponding level of performance support provided to LITPs).

To implement a results-driven accountability system, we continue to focus on the three child outcome indicators. In 2015, a revised baseline was required and new targets established. Please see the attached *Part C Child Outcomes Baselines and Targets for Local Determinations* document. The DEI/SES has developed one set of baselines and targets that are inclusive of both children who receive services from birth to three and children who receive services through an Extended IFSP. The decision to examine child outcomes as one group independent of age was unanimously supported by LITP Directors and Preschool Coordinators through a stakeholder discussion held in 2014. Please note the attached revised baseline and targets for local determinations of Maryland’s LITPs will not be included in Maryland’s Annual Performance Report (APR) to OSEP. For federal reporting, OSEP requested that Maryland report child outcomes data for children birth to three years separately from child outcomes data for children older than three so that comparisons could be made with other states that are not serving children through an IFSP after age three.

The shift to a more balanced accountability approach does not relieve the DEI/SES from ensuring compliance, correction of identified noncompliance, and the receipt of timely and accurate data. As a result of the accountability shift to an increased emphasis on results, an LITP’s determination status may be impacted in the future.

Mr. W. David Bromwell, Jr.
June 4, 2020
Page Two

The DEI/SES continues to recognize and value the commitment and delivery of high quality services implemented by each LITP. For the FFY2018 local determinations, data were collected from July 1, 2018 to June 30, 2019. While these local determinations reflect program performance prior to the COVID-19 pandemic, the required local program responsive actions will be implemented during the recovery period. With the new need to support pandemic recovery efforts, the DEI/SES has revisited the previously disseminated determination criteria and has readjusted. For FFY 2018, the DEI/SES will not increase the number of results indicators required to "Meet requirements" as previously identified in FFY 2017. It is anticipated that the FFY 2019 criteria will include an increase in results indicators.

To support Maryland's commitment to narrow the opportunity and achievement gaps for infants, toddlers, and young children with disabilities and their families, the implementation of the *DEI/SES Strategic Plan: Moving Maryland Forward* provides a statewide differentiated framework for general supervision and performance support. Based upon comprehensive data analysis (including the SPP/APR local determination status), the Dorchester County Infants and Toddlers Program has been assigned the "**Universal**" tier for the delivery of the DEI/SES technical assistance model for results. LITPs assigned to the Universal tier will receive a comprehensive monitoring from the DEI/SES every four years.

Local Infants and Toddlers Programs are strongly encouraged to work closely with their Local Interagency Coordinating Council (LICC) and Family Support Centers to perform an analysis of local data and infrastructure. The analysis should guide the development of strategies for data-informed decision-making, increased parent partnerships, strategic collaboration, and the use of evidence-based practices to improve the results for infants, toddlers, and young children with disabilities and their families. As we continue this shift in focus to results-driven accountability, the MSDE, DEI/SES will provide State and local professional learning opportunities.

Thank you for your hard work and commitment to excellence, equity, and efficiency. The MSDE is committed to supporting the efforts of the Dorchester County Infants and Toddlers Program to improve results for infants, toddlers, and preschool age children with disabilities and their families. If you have any questions or wish to request technical assistance, please do not hesitate to call me at 410-767-0238.

Sincerely,



Marcella E. Franczkowski, M.S.
Assistant State Superintendent
Division of Early Intervention and
Special Education Services

MEF/BMM/cc



Attachments

c: Karen B. Salmon, Ph.D.
Carol A. Williamson, Ed.D.
Kimberly Waller
Branch Chiefs

Dorchester County Infants and Toddlers Program
Annual Data on Part C State Performance Plan (SPP) Priority Indicators
for the Period July 1, 2018 – June 30, 2019

Part C Annual SPP Performance Report								
SPP/APR Indicators Results Indicator Compliance Indicator			FFY 2018 (SFY 2019)			Action Required	Previous Results	
			State Target	Local Results	Target Met		FFY 2017	FFY 2016
2	Infants and Toddlers with IFSPs who receive services in natural environments COMAR 13A.13.01.07		94.00%	100%	Met	Target met. No further action required.	100%	100%
2 Ext IFSP	Infants and Toddlers with IFSPs who receive services in natural environments COMAR 13A.13.01.07		94.00%	100%	Met	Target met. No further action required.	100%	100%
3A	Birth - 4 Outcomes: Use of social – emotional skills COMAR 13A.13.01.08	1. Exits with substantial growth	59.87%	0.00%	Not Met	Target not met. Submit an Improvement Plan within 30 days from the date of this letter; identify the root causes and evidence-based practices to demonstrate improved child results.	60.00%	31.25%
		2. Exits within age expectations	60.14%	66.67%	Met	Target met. No further action required.	64.71%	40.00%
3B	Birth - 4 Outcomes: Use of knowledge and skills COMAR 13A.13.01.08	1. Exits with substantial growth	63.21%	33.33%	Not Met	Target not met. Submit an Improvement Plan within 30 days from the date of this letter; identify the root causes and evidence-based practices to demonstrate improved child results.	45.00%	40.00%
		2. Exits within age expectations	55.03%	83.33%	Met	Target met. No further action required.	52.94%	35.00%
3C	Birth - 4 Outcomes: Use of appropriate behaviors COMAR 13A.13.01.08	1. Exits with substantial growth	70.00%	50.00%	Not Met	Target not met. Submit an Improvement Plan within 30 days from the date of this letter; identify the root causes and evidence-based practices to demonstrate improved child results.	54.84%	55.56%
		2. Exits within age expectations	50.52%	66.67%	Met	Target met. No further action required.	41.18%	35.00%

Part C Annual SPP Performance Report							
SPP/APR Indicators		FFY 2018 (SFY 2019)			Action Required	Previous Results	
Results Indicator	Compliance Indicator	State Target	Local Results	Target Met		FFY 2017	FFY 2016
4A	Families who report EIS helped them know their rights 20 U.S.C. 1416a(3)(A) and 1442	91.00%	95.83%	Met	Target met. No further action required.	100%	96.08%
4B	Families who report EIS helped them communicate their child's needs 20 U.S.C. 1416a(3)(A) and 1442	90.00%	100%	Met	Target met. No further action required.	100%	98.04%
4C	Families who report EIS helped them help their children develop and learn 20 U.S.C. 1416a(3)(A) and 1442	91.50%	100%	Met	Target met. No further action required.	100%	100%
5	Children birth to one served as a percentage of the population birth to one COMAR 13A.13.02.04	1.55%	2.97%	Met	Target met. No further action required.	1.68%	1.90%
6	Children birth to three served as a percentage of the population birth to 3 COMAR 13A.13.02.04	3.25%	2.34%	Not Met	Target not met. Submit an Improvement Plan within 30 days from the date of this letter; identify the root causes and evidence-based practices to demonstrate improved child results.	3.81%	3.42%
1	Timely Delivery of IFSP Services COMAR 13A.13.01.07	100%	100%	Met	Target met. No further action required.	100%	97.83%
7	Percentage of toddlers for whom the evaluation and the initial IFSP was within 45 days from the date of referral COMAR 13A.13.01.07	100%	100%	Met	Target met. No further action required.	100%	100%
8A	Percentage of toddlers exiting Part C for whom transition steps and services were added to the IFSP at least 90 days, and not more than nine months, prior to the toddler's third birthday COMAR 13A.13.01.09	100%	100%	Met	Target met. No further action required.	100%	100%
8B	Percentage of toddlers for whom the LEA and SEA were notified of potential Part B eligibility at least 90 days prior to the third birthday COMAR 13A.13.01.09	100%	100%	Met	Target met. No further action required.	100%	100%

Part C Annual SPP Performance Report							
SPP/APR Indicators		FFY 2018 (SFY 2019)			Action Required	Previous Results	
 Results Indicator	 Compliance Indicator	State Target	Local Results	Target Met		FFY 2017	FFY 2016
8C	Percentage of children for whom the transition conference was held 90 days, and not more than nine months, prior to the toddler's third birthday COMAR 13A.13.01.09	100%	100%	Met	Target met. No further action required.	100%	100%
	Correction of Noncompliance COMAR 13A.13.02.04	100%	100%	Met	Target met. No further action required.	100%	100%
	Timely and valid data	100%	100%	Met	Data and reports submitted in a timely and accurate manner. No further action required.	100%	100%
	Number of complaints filed	NA	0	NA	No further action required.	0	0
	Number of State complaints identified with violation(s)	NA	0	NA	No further action required.	0	0
	Number of State findings from State complaints corrected in a timely manner	NA	0	NA	No further action required.	0	0
	Number of due process hearings filed	NA	0	NA	No further action required.	0	0
	Number of due process hearings identified with violations	NA	0	NA	No further action required.	0	0
	Fiscal Accountability: Number of findings identified	NA	0	Met	No further action required.	0	100%



Karen B. Salmon, Ph.D.
State Superintendent of Schools

June 4, 2020

Dr. Barbara Brookmyer
Health Officer
Frederick County
350 Montevue Lane
Frederick, Maryland 21702

Dear Dr. Brookmyer:

The Maryland State Department of Education (MSDE), Division of Early Intervention and Special Education Services (DEI/SES) is required by the United States Department of Education (USDE), Office of Special Education Programs (OSEP) to make determinations annually regarding the performance of each local Infants and Toddlers Program (LITP) using one of the following four determination categories: “Meets Requirements,” “Needs Assistance,” “Needs Intervention,” or “Needs Substantial Intervention” [34 CFR §§303.700 and 300.703]. The MSDE, DEI/SES uses a results-based rubric for given indicators to evaluate each LITP’s performance in meeting the State’s identified targets. For Federal Fiscal Year (FFY) 2018 determinations, the Frederick County Infants and Toddlers Program has achieved the determination status of “**Needs Assistance – Year 1**.”

Attached please find supporting documents:

1. *FFY 2018 Determination Overview* (identifies the Part C Indicators used to assign a local determination on pages 1 and 2 – please note that fiscal and complaints/due process hearing data continues to be used);
2. *FFY 2018 Local Determination Scoring Criteria* (provides a six-year graduated results driven accountability plan used to make a local determination by year);
3. *FFY 2018 Annual Report Card on SPP/APR Part C Indicators* (provides a three-year local data analysis and required actions); and
4. *DEI/SES Differentiated Framework: Tiers of Supervision and Support* (provides the framework used by the DEI/SES to guide the level of monitoring and corresponding level of performance support provided to LITPs).

To implement a results-driven accountability system, we continue to focus on the three child outcome indicators. In 2015, a revised baseline was required and new targets established. Please see the attached *Part C Child Outcomes Baselines and Targets for Local Determinations* document. The DEI/SES has developed one set of baselines and targets that are inclusive of both children who receive services from birth to three and children who receive services through an Extended Individualized Family Service Plan (IFSP). The decision to examine child outcomes as one group independent of age was unanimously supported by LITP Directors and Preschool Coordinators through a stakeholder discussion held in 2014. Please note the attached revised baseline and targets for local determinations of Maryland’s LITPs will not be included in Maryland’s Annual Performance Report (APR) to OSEP. For federal reporting, OSEP requested that Maryland report child outcomes data for children birth to three years separately from child outcomes data for children older than three so that comparisons could be made with other states that are not serving children through an IFSP after age three.

The shift to a more balanced accountability approach does not relieve the DEI/SES from ensuring compliance, correction of identified noncompliance, and the receipt of timely and accurate data. As a result of the accountability shift to an increased emphasis on results, an LITP’s determination status may be impacted in the future.

The DEI/SES continues to recognize and value the commitment and delivery of high quality services implemented by each LITP. For the FFY2018 local determinations, data were collected from July 1, 2018 to June 30, 2019. While these local determinations reflect program performance prior to the COVID-19 pandemic, the required local program responsive actions will be implemented during the recovery period. With the new need to support pandemic recovery efforts, the DEI/SES has revisited the previously disseminated determination criteria and has readjusted. For FFY 2018, the DEI/SES will not increase the number of results indicators required to "Meet Requirements" as previously identified in FFY 2017. It is anticipated that the FFY 2019 criteria will include an increase in results indicators.

To support Maryland's commitment to narrow the opportunity and achievement gaps for infants, toddlers, and young children with disabilities and their families, the implementation of the *DEI/SES Strategic Plan: Moving Maryland Forward* provides a statewide differentiated framework for general supervision and performance support. Based upon comprehensive data analysis (including the SPP/APR local determination status), the Frederick County Infants and Toddlers Program has been assigned the "**Universal**" tier for the delivery of the DEI/SES technical assistance model for results. LITPs assigned to the Universal tier will receive a comprehensive monitoring from the DEI/SES every four years.

Local Infants and Toddlers Programs are strongly encouraged to work closely with their Local Interagency Coordinating Council (LICC) and Family Support Centers to perform an analysis of local data and infrastructure. The analysis should guide the development of strategies for data-informed decision-making, increased parent partnerships, strategic collaboration, and the use of evidence-based practices to improve the results for infants, toddlers, and young children with disabilities and their families. As we continue this shift in focus to results-driven accountability, the MSDE, DEI/SES will provide State and local professional learning opportunities.

Thank you for your hard work and commitment to excellence, equity, and efficiency. The MSDE is committed to supporting the efforts of the Frederick County Infants and Toddlers Program to improve results for infants, toddlers, and preschool age children with disabilities and their families. If you have any questions or wish to request technical assistance, please do not hesitate to call me at 410-767-0238.

Sincerely,





Marcella E. Franczkowski, M.S.
Assistant State Superintendent
Division of Early Intervention and
Special Education Services

MEF/BMM/cc



Attachments




c: Karen B. Salmon, Ph.D.
Carol A. Williamson, Ed.D.
Michelle Concepcion
Lisa M. Jarboe
Branch Chiefs

Frederick County Infants and Toddlers Program
Annual Data on Part C State Performance Plan (SPP) Priority Indicators
for the Period July 1, 2018 – June 30, 2019

Part C Annual SPP Performance Report							
SPP/APR Indicators  Results Indicator  Compliance Indicator		FFY 2018 (SFY 2019)			Action Required	Previous Results	
		State Target	Local Results	Target Met		FFY 2017	FFY 2016
2	Infants and Toddlers with IFSPs who receive services in natural environments COMAR 13A.13.01.07	94.00%	100%	Met	Target met. No further action required.	99.03%	100%
2 Ext IFSP	Infants and Toddlers with IFSPs who receive services in natural environments COMAR 13A.13.01.07	94.00%	100%	Met	Target met. No further action required.	100%	100%
3A	Birth - 4 Outcomes: Use of social – emotional skills COMAR 13A.13.01.08	59.87%	44.17%	Not Met	Target not met. Submit an Improvement Plan within 30 days from the date of this letter; identify the root causes and evidence-based practices to demonstrate improved child results.	34.04%	45.19%
	2. Exits within age expectations	60.14%	42.11%	Not Met	Target not met. Submit an Improvement Plan within 30 days from the date of this letter; identify the root causes and evidence-based practices to demonstrate improved child results.	52.89%	53.24%
3B	Birth - 4 Outcomes: Use of knowledge and skills COMAR 13A.13.01.08	63.21%	47.29%	Not Met	Target not met. Submit an Improvement Plan within 30 days from the date of this letter; identify the root causes and evidence-based practices to demonstrate improved child results.	40.12%	48.63%
	2. Exits within age expectations	55.03%	41.45%	Not Met	Target not met. Submit an Improvement Plan within 30 days from the date of this letter; identify the root causes and evidence-based practices to demonstrate improved child results.	52.00%	52.78%
3C	Birth - 4 Outcomes: Use of appropriate behaviors COMAR 13A.13.01.08	70.00%	55.88%	Not Met	Target not met. Submit an Improvement Plan within 30 days from the date of this letter; identify the root causes and evidence-based practices to demonstrate improved child results.	51.28%	54.34%

Part C Annual SPP Performance Report								
SPP/APR Indicators			FFY 2018 (SFY 2019)			Action Required	Previous Results	
Results Indicator	Compliance Indicator		State Target	Local Results	Target Met		FFY 2017	FFY 2016
		2. Exits within age expectations	50.52%	40.13%	Not Met	Target not met. Submit an Improvement Plan within 30 days from the date of this letter; identify the root causes and evidence-based practices to demonstrate improved child results.	44.44%	40.74%
4A		Families who report EIS helped them know their rights 20 U.S.C. 1416a(3)(A) and 1442	91.00%	98.17%	Met	Target met. No further action required.	99.25%	97.21%
4B		Families who report EIS helped them communicate their child's needs 20 U.S.C. 1416a(3)(A) and 1442	90.00%	97.26%	Met	Target met. No further action required.	99.22%	98.85%
4C		Families who report EIS helped them help their children develop and learn 20 U.S.C. 1416a(3)(A) and 1442	91.50%	95.85%	Met	Target met. No further action required.	97.64%	97.11%
5		Children birth to one served as a percentage of the population birth to one COMAR 13A.13.02.04	1.55%	1.30%	Not Met	Target not met. Submit an Improvement Plan within 30 days from the date of this letter; identify the root causes and evidence-based practices to demonstrate improved child results.	1.56%	1.26%
6		Children birth to three served as a percentage of the population birth to 3 COMAR 13A.13.02.04	3.25%	3.72%	Met	Target met. No further action required.	3.53%	3.40%
1		Timely Delivery of IFSP Services COMAR 13A.13.01.07	100%	100%	Met	Target met. No further action required. Subsequent data demonstrated correction of the previous noncompliance identified in FFY 17-18 within one year of the written finding.	99.78%	100%
7		Percentage of toddlers for whom the evaluation and the initial IFSP was within 45 days from the date of referral COMAR 13A.13.01.07	100%	99.25%	Not Met	Target not met. Submit an Improvement Plan within 30 days from the date of this letter; identify the root causes and evidence-based practices to demonstrate improved child results.	99.74%	99.74%

Part C Annual SPP Performance Report							
SPP/APR Indicators		FFY 2018 (SFY 2019)			Action Required	Previous Results	
 Results Indicator	 Compliance Indicator	State Target	Local Results	Target Met		FFY 2017	FFY 2016
					Subsequent data demonstrated correction of the previous noncompliance identified in FFY 17-18 within one year of the written finding.		
8A	Percentage of toddlers exiting Part C for whom transition steps and services were added to the IFSP at least 90 days, and not more than nine months, prior to the toddler's third birthday COMAR 13A.13.01.09	100%	100%	Met	Target met. No further action required.	100%	100%
8B	Percentage of toddlers for whom the LEA and SEA were notified of potential Part B eligibility at least 90 days prior to the third birthday COMAR 13A.13.01.09	100%	100%	Met	Target met. No further action required.	100%	100%
8C	Percentage of children for whom the transition conference was held 90 days, and not more than nine months, prior to the toddler's third birthday COMAR 13A.13.01.09	100%	100%	Met	Target met. No further action required.	100%	100%
	Correction of Noncompliance COMAR 13A.13.02.04	100%	100%	Met	Target met. No further action required.	100%	100%
	Timely and valid data	100%	100%	Met	Data and reports submitted in a timely and accurate manner. No further action required.	100%	100%
	Number of complaints filed	NA	2	NA	1 complaint was withdrawn or resolved. No further action required.	0	0
	Number of State complaints identified with violation(s)	NA	1	NA	1 complaint required corrective action.	0	0
	Number of State findings from State complaints corrected in a timely manner	NA	1	NA	No further action required.	0	0
	Number of due process hearings filed	NA	0	NA	No further action required.	0	0
	Number of due process hearings identified with violations	NA	0	NA	No further action required.	0	0

Part C Annual SPP Performance Report							
SPP/APR Indicators		FFY 2018 (SFY 2019)			Action Required	Previous Results	
 Results Indicator	 Compliance Indicator	State Target	Local Results	Target Met		FFY 2017	FFY 2016
	Fiscal Accountability: Number of findings identified	NA	0	Met	No further action required.	0	100%



Karen B. Salmon, Ph.D.
State Superintendent of Schools

June 4, 2020

Mrs. Barbara L. Baker
Superintendent
Garrett County Board of Education
40 South Second Street
Oakland, Maryland 21550

Dear Mrs. Baker:

The Maryland State Department of Education (MSDE), Division of Early Intervention and Special Education Services (DEI/SES) is required by the United States Department of Education (USDE), Office of Special Education Programs (OSEP) to make determinations annually regarding the performance of each local Infants and Toddlers Program (LITP) using one of the following four determination categories: “Meets Requirements,” “Needs Assistance,” “Needs Intervention,” or “Needs Substantial Intervention” [34 CFR §§303.700 and 300.703]. The MSDE, DEI/SES uses a results-based rubric for given indicators to evaluate each LITP’s performance in meeting the State’s identified targets. For Federal Fiscal Year (FFY) 2018 determinations, the Garrett County Infants and Toddlers Program has achieved the determination status of “**Meets Requirements.**”

Attached please find supporting documents:

1. *FFY 2018 Determination Overview* (identifies the Part C Indicators used to assign a local determination on pages 1 and 2 – please note that fiscal and complaints/due process hearing data continues to be used);
2. *FFY 2018 Local Determination Scoring Criteria* (provides a six-year graduated results driven accountability plan used to make a local determination by year);
3. *FFY 2018 Annual Report Card on SPP/APR Part C Indicators* (provides a three-year local data analysis and required actions); and
4. *DEI/SES Differentiated Framework: Tiers of Supervision and Support* (provides the framework used by the DEI/SES to guide the level of monitoring and corresponding level of performance support provided to LITPs).

To implement a results-driven accountability system, we continue to focus on the three child outcome indicators. In 2015, a revised baseline was required and new targets established. Please see the attached *Part C Child Outcomes Baselines and Targets for Local Determinations* document. The DEI/SES has developed one set of baselines and targets that are inclusive of both children who receive services from birth to three and children who receive services through an Extended Individualized Family Service Plan (IFSP). The decision to examine child outcomes as one group independent of age was unanimously supported by LITP Directors and Preschool Coordinators through a stakeholder discussion held in 2014. Please note the attached revised baseline and targets for local determinations of Maryland’s LITPs will not be included in Maryland’s Annual Performance Report (APR) to OSEP. For federal reporting, OSEP requested that Maryland report child outcomes data for children birth to three years separately from child outcomes data for children older than three so that comparisons could be made with other states that are not serving children through an IFSP after age three.

The shift to a more balanced accountability approach does not relieve the DEI/SES from ensuring compliance, correction of identified noncompliance, and the receipt of timely and accurate data. As a result of the accountability shift to an increased emphasis on results, an LITP’s determination status may be impacted in the future.

Mrs. Barbara L. Baker
June 4, 2020
Page Two

The DEI/SES continues to recognize and value the commitment and delivery of high quality services implemented by each LITP. For the FFY2018 local determinations, data were collected from July 1, 2018 to June 30, 2019. While these local determinations reflect program performance prior to the COVID-19 pandemic, the required local program responsive actions will be implemented during the recovery period. With the new need to support pandemic recovery efforts, the DEI/SES has revisited the previously disseminated determination criteria and has readjusted. For FFY 2018, the DEI/SES will not increase the number of results indicators required to "Meet requirements" as previously identified in FFY 2017. It is anticipated that the FFY 2019 criteria will include an increase in results indicators.

To support Maryland's commitment to narrow the opportunity and achievement gaps for infants, toddlers, and young children with disabilities and their families, the implementation of the *DEI/SES Strategic Plan: Moving Maryland Forward* provides a statewide differentiated framework for general supervision and performance support. Based upon comprehensive data analysis (including the SPP/APR local determination status), the Garrett County Infants and Toddlers Program has been assigned the "**Universal**" tier for the delivery of the DEI/SES technical assistance model for results. LITPs assigned to the Universal tier will receive a comprehensive monitoring from the DEI/SES every four years.

Local Infants and Toddlers Programs are strongly encouraged to work closely with their Local Interagency Coordinating Council (LICC) and Family Support Centers to perform an analysis of local data and infrastructure. The analysis should guide the development of strategies for data-informed decision-making, increased parent partnerships, strategic collaboration, and the use of evidence-based practices to improve the results for infants, toddlers, and young children with disabilities and their families. As we continue this shift in focus to results-driven accountability, the MSDE, DEI/SES will provide State and local professional learning opportunities.

Thank you for your hard work and commitment to excellence, equity, and efficiency. The MSDE is committed to supporting the efforts of the Garrett County Infants and Toddlers Program to improve results for infants, toddlers, and preschool age children with disabilities and their families. If you have any questions or wish to request technical assistance, please do not hesitate to call me at 410-767-0238.

Sincerely,





Marcella E. Franczkowski, M.S.
Assistant State Superintendent
Division of Early Intervention and
Special Education Services

MEF/BMM/cc



Attachments

c: Karen B. Salmon, Ph.D.
Carol A. Williamson, Ed.D.
Chelsie Manges, Ed.D.
Deneice Crites
Branch Chiefs

Garrett County Infants and Toddlers Program
Annual Data on Part C State Performance Plan (SPP) Priority Indicators
for the Period July 1, 2018 – June 30, 2019

Part C Annual SPP Performance Report							
SPP/APR Indicators  Results Indicator  Compliance Indicator		FFY 2018 (SFY 2019)			Action Required	Previous Results	
		State Target	Local Results	Target Met		FFY 2017	FFY 2016
2	Infants and Toddlers with IFSPs who receive services in natural environments COMAR 13A.13.01.07	94.00%	100%	Met	Target met. No further action required.	100%	100%
2 Ext IFSP	Infants and Toddlers with IFSPs who receive services in natural environments COMAR 13A.13.01.07	94.00%	100%	Met	Target met. No further action required.	100%	100%
3A	Birth - 4 Outcomes: Use of social – emotional skills COMAR 13A.13.01.08	59.87%	62.50%	Met	Target met. No further action required.	63.64%	78.57%
	2. Exits within age expectations	60.14%	52.94%	Not Met	Target not met. Submit an Improvement Plan within 30 days from the date of this letter; identify the root causes and evidence-based practices to demonstrate improved child results.	52.94%	72.00%
3B	Birth - 4 Outcomes: Use of knowledge and skills COMAR 13A.13.01.08	63.21%	70.59%	Met	Target met. No further action required.	66.67%	77.78%
	2. Exits within age expectations	55.03%	47.06%	Not Met	Target not met. Submit an Improvement Plan within 30 days from the date of this letter; identify the root causes and evidence-based practices to demonstrate improved child results.	70.59%	72.00%
3C	Birth - 4 Outcomes: Use of appropriate behaviors COMAR 13A.13.01.08	70.00%	60.00%	Not Met	Target not met. Submit an Improvement Plan within 30 days from the date of this letter; identify the root causes and evidence-based practices to demonstrate improved child results.	58.33%	63.16%

Part C Annual SPP Performance Report								
SPP/APR Indicators			FFY 2018 (SFY 2019)			Action Required	Previous Results	
Results Indicator	Compliance Indicator		State Target	Local Results	Target Met		FFY 2017	FFY 2016
		2. Exits within age expectations	50.52%	47.06%	Not Met	Target not met. Submit an Improvement Plan within 30 days from the date of this letter; identify the root causes and evidence-based practices to demonstrate improved child results.	64.71%	64.00%
4A		Families who report EIS helped them know their rights 20 U.S.C. 1416a(3)(A) and 1442	91.00%	100%	Met	Target met. No further action required.	--	95.08%
4B		Families who report EIS helped them communicate their child's needs 20 U.S.C. 1416a(3)(A) and 1442	90.00%	100%	Met	Target met. No further action required.	--	96.88%
4C		Families who report EIS helped them help their children develop and learn 20 U.S.C. 1416a(3)(A) and 1442	91.50%	100%	Met	Target met. No further action required.	--	96.88%
5		Children birth to one served as a percentage of the population birth to one COMAR 13A.13.02.04	1.55%	5.45%	Met	Target met. No further action required.	1.72%	1.79%
6		Children birth to three served as a percentage of the population birth to 3 COMAR 13A.13.02.04	3.25%	3.30%	Met	Target met. No further action required.	2.05%	2.72%
1		Timely Delivery of IFSP Services COMAR 13A.13.01.07	100%	100%	Met	Target met. No further action required.	100%	100%
7		Percentage of toddlers for whom the evaluation and the initial IFSP was within 45 days from the date of referral COMAR 13A.13.01.07	100%	100%	Met	Target met. No further action required.	100%	100%
8A		Percentage of toddlers exiting Part C for whom transition steps and services were added to the IFSP at least 90 days, and not more than nine months, prior to the toddler's third birthday COMAR 13A.13.01.09	100%	100%	Met	Target met. No further action required.	100%	100%
8B		Percentage of toddlers for whom the LEA and SEA were notified of potential Part B eligibility at least 90 days prior to the third birthday COMAR 13A.13.01.09	100%	100%	Met	Target met. No further action required.	100%	100%

Part C Annual SPP Performance Report							
SPP/APR Indicators		FFY 2018 (SFY 2019)			Action Required	Previous Results	
 Results Indicator	 Compliance Indicator	State Target	Local Results	Target Met		FFY 2017	FFY 2016
8C	Percentage of children for whom the transition conference was held 90 days, and not more than nine months, prior to the toddler's third birthday COMAR 13A.13.01.09	100%	100%	Met	Target met. No further action required.	100%	100%
	Correction of Noncompliance COMAR 13A.13.02.04	100%	100%	Met	Target met. No further action required.	100%	100%
	Timely and valid data	100%	<100%	Not Met	Semi-Annual Program Report submitted untimely.	100%	100%
	Number of complaints filed	NA	0	NA	No further action required.	0	0
	Number of State complaints identified with violation(s)	NA	0	NA	No further action required.	0	0
	Number of State findings from State complaints corrected in a timely manner	NA	0	NA	No further action required.	0	0
	Number of due process hearings filed	NA	0	NA	No further action required.	0	0
	Number of due process hearings identified with violations	NA	0	NA	No further action required.	0	0
	Fiscal Accountability: Number of findings identified	NA	0	Met	No further action required.	0	100%



Karen B. Salmon, Ph.D.
State Superintendent of Schools

June 4, 2020

Dr. Sean W. Bulson
Superintendent
Harford County Public Schools
102 South Hickory Avenue
Bel Air, Maryland 21014-3731

Dear Dr. Bulson:

The Maryland State Department of Education (MSDE), Division of Early Intervention and Special Education Services (DEI/SES) is required by the United States Department of Education (USDE), Office of Special Education Programs (OSEP) to make determinations annually regarding the performance of each local Infants and Toddlers Program (LITP) using one of the following four determination categories: “Meets Requirements,” “Needs Assistance,” “Needs Intervention,” or “Needs Substantial Intervention” [34 CFR §§303.700 and 300.703]. The MSDE, DEI/SES uses a results-based rubric for given indicators to evaluate each LITP’s performance in meeting the State’s identified targets. For Federal Fiscal Year (FFY) 2018 determinations, the Harford County Infants and Toddlers Program has achieved the determination status of “**Needs Intervention– Year 2.**”

Attached please find supporting documents:

1. *FFY 2018 Determination Overview* (identifies the Part C Indicators used to assign a local determination on pages 1 and 2 – please note that fiscal and complaints/due process hearing data continues to be used);
2. *FFY 2018 Local Determination Scoring Criteria* (provides a six-year graduated results driven accountability plan used to make a local determination by year);
3. *FFY 2018 Annual Report Card on SPP/APR Part C Indicators* (provides a three-year local data analysis and required actions); and
4. *DEI/SES Differentiated Framework: Tiers of Supervision and Support* (provides the framework used by the DEI/SES to guide the level of monitoring and corresponding level of performance support provided to LITPs).

To implement a results-driven accountability system, we continue to focus on the three child outcome indicators. In 2015, a revised baseline was required and new targets established. Please see the attached *Part C Child Outcomes Baselines and Targets for Local Determinations* document. The DEI/SES has developed one set of baselines and targets that are inclusive of both children who receive services from birth to three and children who receive services through an Extended Individualized Family Service Plan (IFSP). The decision to examine child outcomes as one group independent of age was unanimously supported by LITP Directors and Preschool Coordinators through a stakeholder discussion held in 2014. Please note the attached revised baseline and targets for local determinations of Maryland’s LITPs will not be included in Maryland’s Annual Performance Report (APR) to OSEP. For federal reporting, OSEP requested that Maryland report child outcomes data for children birth to three years separately from child outcomes data for children older than three so that comparisons could be made with other states that are not serving children through an IFSP after age three.

The shift to a more balanced accountability approach does not relieve the DEI/SES from ensuring compliance, correction of identified noncompliance, and the receipt of timely and accurate data. As a result of the accountability shift to an increased emphasis on results, an LITP’s determination status may be impacted in the future.

Dr. Sean W. Bulson
June 4, 2020
Page Two

The DEI/SES continues to recognize and value the commitment and delivery of high quality services implemented by each LITP. For the FFY2018 local determinations, data were collected from July 1, 2018 to June 30, 2019. While these local determinations reflect program performance prior to the COVID-19 pandemic, the required local program responsive actions will be implemented during the recovery period. With the new need to support pandemic recovery efforts, the DEI/SES has revisited the previously disseminated determination criteria and has readjusted. For FFY 2018, the DEI/SES will not increase the number of results indicators required to "Meet Requirements" as previously identified in FFY 2017. It is anticipated that the FFY 2019 criteria will include an increase in results indicators.

To support Maryland's commitment to narrow the opportunity and achievement gaps for infants, toddlers, and young children with disabilities and their families, the implementation of the *DEI/SES Strategic Plan: Moving Maryland Forward* provides a statewide differentiated framework for general supervision and performance support. Based upon comprehensive data analysis (including the SPP/APR local determination status), the Harford County Infants and Toddlers Program has been assigned the "**Focused**" tier for the delivery of the DEI/SES technical assistance model for results. LITPs assigned to the Focused tier will receive a comprehensive monitoring from the DEI/SES annually.

Local Infants and Toddlers Programs are strongly encouraged to work closely with their Local Interagency Coordinating Council (LICC) and Family Support Centers to perform an analysis of local data and infrastructure. The analysis should guide the development of strategies for data-informed decision-making, increased parent partnerships, strategic collaboration, and the use of evidence-based practices to improve the results for infants, toddlers, and young children with disabilities and their families. As we continue this shift in focus to results-driven accountability, the MSDE, DEI/SES will provide State and local professional learning opportunities.

Thank you for your hard work and commitment to excellence, equity, and efficiency. The MSDE is committed to supporting the efforts of the Harford County Infants and Toddlers Program to improve results for infants, toddlers, and preschool age children with disabilities and their families. If you have any questions or wish to request technical assistance, please do not hesitate to call me at 410-767-0238.

Sincerely,





Marcella E. Franczkowski, M.S.
Assistant State Superintendent
Division of Early Intervention and
Special Education Services

MEF/BMM/cc



Attachments

c: Karen B. Salmon, Ph.D.
Carol A. Williamson, Ed.D.
Michael Thatcher
Melissa Romano
Branch Chiefs

Harford County Infants and Toddlers Program
Annual Data on Part C State Performance Plan (SPP) Priority Indicators
for the Period July 1, 2018 – June 30, 2019

Part C Annual SPP Performance Report							
SPP/APR Indicators  Results Indicator  Compliance Indicator		FFY 2018 (SFY 2019)			Action Required	Previous Results	
		State Target	Local Results	Target Met		FFY 2017	FFY 2016
2	Infants and Toddlers with IFSPs who receive services in natural environments COMAR 13A.13.01.07	94.00%	99.72%	Met	Target met. No further action required.	100%	100%
2 Ext IFSP	Infants and Toddlers with IFSPs who receive services in natural environments COMAR 13A.13.01.07	94.00%	100%	Met	Target met. No further action required.	100%	100%
3A	Birth - 4 Outcomes: Use of social – emotional skills COMAR 13A.13.01.08	59.87%	53.73%	Not Met	Target not met. Submit an Improvement Plan within 30 days from the date of this letter; identify the root causes and evidence-based practices to demonstrate improved child results.	49.80%	48.78%
	2. Exits within age expectations	60.14%	41.67%	Not Met	Target not met. Submit an Improvement Plan within 30 days from the date of this letter; identify the root causes and evidence-based practices to demonstrate improved child results.	43.04%	51.86%
3B	Birth - 4 Outcomes: Use of knowledge and skills COMAR 13A.13.01.08	63.21%	60.56%	Not Met	Target not met. Submit an Improvement Plan within 30 days from the date of this letter; identify the root causes and evidence-based practices to demonstrate improved child results.	57.97%	58.85%
	2. Exits within age expectations	55.03%	41.25%	Not Met	Target not met. Submit an Improvement Plan within 30 days from the date of this letter; identify the root causes and evidence-based practices to demonstrate improved child results.	41.10%	50.31%
3C	Birth - 4 Outcomes: Use of appropriate behaviors COMAR 13A.13.01.08	70.00%	56.70%	Not Met	Target not met. Submit an Improvement Plan within 30 days from the date of this letter; identify the root causes and evidence-based practices to demonstrate improved child results.	55.60%	55.27%

Part C Annual SPP Performance Report								
SPP/APR Indicators			FFY 2018 (SFY 2019)			Action Required	Previous Results	
Results Indicator	Compliance Indicator		State Target	Local Results	Target Met		FFY 2017	FFY 2016
		2. Exits within age expectations	50.52%	40.83%	Not Met	Target not met. Submit an Improvement Plan within 30 days from the date of this letter; identify the root causes and evidence-based practices to demonstrate improved child results.	43.04%	49.69%
4A		Families who report EIS helped them know their rights 20 U.S.C. 1416a(3)(A) and 1442	91.00%	95.83%	Met	Target met. No further action required.	93.13%	95.08%
4B		Families who report EIS helped them communicate their child's needs 20 U.S.C. 1416a(3)(A) and 1442	90.00%	98.61%	Met	Target met. No further action required.	97.44%	96.77%
4C		Families who report EIS helped them help their children develop and learn 20 U.S.C. 1416a(3)(A) and 1442	91.50%	97.83%	Met	Target met. No further action required.	97.40%	96.70%
5		Children birth to one served as a percentage of the population birth to one COMAR 13A.13.02.04	1.55%	1.26%	Not Met	Target not met. Submit an Improvement Plan within 30 days from the date of this letter; identify the root causes and evidence-based practices to demonstrate improved child results.	1.18%	1.61%
6		Children birth to three served as a percentage of the population birth to 3 COMAR 13A.13.02.04	3.25%	4.31%	Met	Target met. No further action required.	3.47%	3.74%
1		Timely Delivery of IFSP Services COMAR 13A.13.01.07	100%	80.92%	Not Met	Target not met. Submit an Improvement Plan within 30 days from the date of this letter; identify the root causes and evidence-based practices to demonstrate improved child results. Correction of the noncompliance must be demonstrated and verified within one year. Subsequent data demonstrated correction of the previous noncompliance identified in FFY 17-18 within one year of the written finding.	91.38%	91.20%

Part C Annual SPP Performance Report							
SPP/APR Indicators		FFY 2018 (SFY 2019)			Action Required	Previous Results	
 Results Indicator	 Compliance Indicator	State Target	Local Results	Target Met		FFY 2017	FFY 2016
7	Percentage of toddlers for whom the evaluation and the initial IFSP was within 45 days from the date of referral COMAR 13A.13.01.07	100%	80.09%	Not Met	Target not met. Submit an Improvement Plan within 30 days from the date of this letter; identify the root causes and evidence-based practices to demonstrate improved child results. Correction of the noncompliance must be demonstrated and verified within one year. Subsequent data demonstrated correction of the previous noncompliance identified in FFY 17-18 within one year of the written finding.	70.00%	90.16%
8A	Percentage of toddlers exiting Part C for whom transition steps and services were added to the IFSP at least 90 days, and not more than nine months, prior to the toddler's third birthday COMAR 13A.13.01.09	100%	99.52%	Not Met	Target not met. Submit an Improvement Plan within 30 days from the date of this letter; identify the root causes and evidence-based practices to demonstrate improved child results. Correction of the noncompliance must be demonstrated and verified within one year. Subsequent data demonstrated correction of the previous noncompliance identified in FFY 17-18 within one year of the written finding.	99.01%	99.40%
8B	Percentage of toddlers for whom the LEA and SEA were notified of potential Part B eligibility at least 90 days prior to the third birthday COMAR 13A.13.01.09	100%	100%	Met	Target met. No further action required.	100%	100%
8C	Percentage of children for whom the transition conference was held 90 days, and not more than nine months, prior to the toddler's third birthday COMAR 13A.13.01.09	100%	100%	Met	Target met. No further action required. Subsequent data demonstrated correction of the previous noncompliance identified in FFY 17-18 within one year of the written finding.	99.01%	99.40%

Part C Annual SPP Performance Report							
SPP/APR Indicators		FFY 2018 (SFY 2019)			Action Required	Previous Results	
Results Indicator	Compliance Indicator	State Target	Local Results	Target Met		FFY 2017	FFY 2016
	Correction of Noncompliance COMAR 13A.13.02.04	100%	100%	Met	Target met. No further action required.	100%	100%
	Timely and valid data	100%	<100%	Not Met	Final Program Report not submitted in a timely manner.	100%	100%
	Number of complaints filed	NA	0	NA	No further action required.	0	0
	Number of State complaints identified with violation(s)	NA	0	NA	No further action required.	0	0
	Number of State findings from State complaints corrected in a timely manner	NA	0	NA	No further action required.	0	0
	Number of due process hearings filed	NA	0	NA	No further action required.	0	0
	Number of due process hearings identified with violations	NA	0	NA	No further action required.	0	0
	Fiscal Accountability: Number of findings identified	NA	0	Met	No further action required.	0	100%



Karen B. Salmon, Ph.D.
State Superintendent of Schools

June 4, 2020

Dr. Michael J. Martirano
Superintendent
Howard County Public Schools
10910 Clarksville Pike
Ellicott City, Maryland 21042

Dear Dr. Martirano:

The Maryland State Department of Education (MSDE), Division of Early Intervention and Special Education Services (DEI/SES) is required by the United States Department of Education (USDE), Office of Special Education Programs (OSEP) to make determinations annually regarding the performance of each local Infants and Toddlers Program (LITP) using one of the following four determination categories: “Meets Requirements,” “Needs Assistance,” “Needs Intervention,” or “Needs Substantial Intervention” [34 CFR §§303.700 and 300.703]. The MSDE, DEI/SES uses a results-based rubric for given indicators to evaluate each LITP’s performance in meeting the State’s identified targets. For Federal Fiscal Year (FFY) 2018 determinations, the Howard County Infants and Toddlers Program has achieved the determination status of “**Needs Assistance – Year 1**.”

Attached please find supporting documents:

1. *FFY 2018 Determination Overview* (identifies the Part C Indicators used to assign a local determination on pages 1 and 2 – please note that fiscal and complaints/due process hearing data continues to be used);
2. *FFY 2018 Local Determination Scoring Criteria* (provides a six-year graduated results driven accountability plan used to make a local determination by year);
3. *FFY 2018 Annual Report Card on SPP/APR Part C Indicators* (provides a three-year local data analysis and required actions); and
4. *DEI/SES Differentiated Framework: Tiers of Supervision and Support* (provides the framework used by the DEI/SES to guide the level of monitoring and corresponding level of performance support provided to LITPs).

To implement a results-driven accountability system, we continue to focus on the three child outcome indicators. In 2015, a revised baseline was required and new targets established. Please see the attached *Part C Child Outcomes Baselines and Targets for Local Determinations* document. The DEI/SES has developed one set of baselines and targets that are inclusive of both children who receive services from birth to three and children who receive services through an Extended Individualized Family Service Plan (IFSP). The decision to examine child outcomes as one group independent of age was unanimously supported by LITP Directors and Preschool Coordinators through a stakeholder discussion held in 2014. Please note the attached revised baseline and targets for local determinations of Maryland’s LITPs will not be included in Maryland’s Annual Performance Report (APR) to OSEP. For federal reporting, OSEP requested that Maryland report child outcomes data for children birth to three years separately from child outcomes data for children older than three so that comparisons could be made with other states that are not serving children through an IFSP after age three.

The shift to a more balanced accountability approach does not relieve the DEI/SES from ensuring compliance, correction of identified noncompliance, and the receipt of timely and accurate data. As a result of the accountability shift to an increased emphasis on results, an LITP’s determination status may be impacted in the future.

Dr. Michael J. Martirano
June 4, 2020
Page Two

The DEI/SES continues to recognize and value the commitment and delivery of high quality services implemented by each LITP. For the FFY2018 local determinations, data were collected from July 1, 2018 to June 30, 2019. While these local determinations reflect program performance prior to the COVID-19 pandemic, the required local program responsive actions will be implemented during the recovery period. With the new need to support pandemic recovery efforts, the DEI/SES has revisited the previously disseminated determination criteria and has readjusted. For FFY 2018, the DEI/SES will not increase the number of results indicators required to "Meet Requirements" as previously identified in FFY 2017. It is anticipated that the FFY 2019 criteria will include an increase in results indicators.

To support Maryland's commitment to narrow the opportunity and achievement gaps for infants, toddlers, and young children with disabilities and their families, the implementation of the *DEI/SES Strategic Plan: Moving Maryland Forward* provides a statewide differentiated framework for general supervision and performance support. Based upon comprehensive data analysis (including the SPP/APR local determination status), the Howard County Infants and Toddlers Program has been assigned the "**Universal**" tier for the delivery of the DEI/SES technical assistance model for results. LITPs assigned to the Universal tier will receive a comprehensive monitoring from the DEI/SES every four years.

Local Infants and Toddlers Programs are strongly encouraged to work closely with their Local Interagency Coordinating Council (LICC) and Family Support Centers to perform an analysis of local data and infrastructure. The analysis should guide the development of strategies for data-informed decision-making, increased parent partnerships, strategic collaboration, and the use of evidence-based practices to improve the results for infants, toddlers, and young children with disabilities and their families. As we continue this shift in focus to results-driven accountability, the MSDE, DEI/SES will provide State and local professional learning opportunities.

Thank you for your hard work and commitment to excellence, equity, and efficiency. The MSDE is committed to supporting the efforts of the Howard County Infants and Toddlers Program to improve results for infants, toddlers, and preschool age children with disabilities and their families. If you have any questions or wish to request technical assistance, please do not hesitate to call me at 410-767-0238.

Sincerely,





Marcella E. Franczkowski, M.S.
Assistant State Superintendent
Division of Early Intervention and
Special Education Services

MEF/BMM/cc



Attachments





c: Karen B. Salmon, Ph.D.
Carol A. Williamson, Ed.D.
Michael Thatcher
Jennifer Harwood
Branch Chiefs

Howard County Infants and Toddlers Program
Annual Data on Part C State Performance Plan (SPP) Priority Indicators
for the Period July 1, 2018 – June 30, 2019



Part C Annual SPP Performance Report							
SPP/APR Indicators  Results Indicator  Compliance Indicator		FFY 2018 (SFY 2019)			Action Required	Previous Results	
		State Target	Local Results	Target Met		FFY 2017	FFY 2016
2	Infants and Toddlers with IFSPs who receive services in natural environments COMAR 13A.13.01.07	94.00%	99.26%	Met	Target met. No further action required.	99.30%	100%
2 Ext IFSP	Infants and Toddlers with IFSPs who receive services in natural environments COMAR 13A.13.01.07	94.00%	100%	Met	Target met. No further action required.	100%	95.65%
3A	Birth - 4 Outcomes: Use of social – emotional skills COMAR 13A.13.01.08	59.87%	58.03%	Not Met	Target not met. Submit an Improvement Plan within 30 days from the date of this letter; identify the root causes and evidence-based practices to demonstrate improved child results.	60.84%	61.02%
	2. Exits within age expectations	60.14%	46.18%	Not Met	Target not met. Submit an Improvement Plan within 30 days from the date of this letter; identify the root causes and evidence-based practices to demonstrate improved child results.	56.35%	54.71%
3B	Birth - 4 Outcomes: Use of knowledge and skills COMAR 13A.13.01.08	63.21%	62.25%	Not Met	Target not met. Submit an Improvement Plan within 30 days from the date of this letter; identify the root causes and evidence-based practices to demonstrate improved child results.	63.95%	66.67%
	2. Exits within age expectations	55.03%	44.18%	Not Met	Target not met. Submit an Improvement Plan within 30 days from the date of this letter; identify the root causes and evidence-based practices to demonstrate improved child results.	55.29%	55.93%
3C	Birth - 4 Outcomes: Use of appropriate behaviors COMAR 13A.13.01.08	70.00%	65.27%	Not Met	Target not met. Submit an Improvement Plan within 30 days from the date of this letter; identify the root causes and evidence-based practices to demonstrate improved child results.	69.83%	72.26%

Part C Annual SPP Performance Report								
SPP/APR Indicators			FFY 2018 (SFY 2019)			Action Required	Previous Results	
Results Indicator	Compliance Indicator		State Target	Local Results	Target Met		FFY 2017	FFY 2016
		2. Exits within age expectations	50.52%	39.36%	Not Met	Target not met. Submit an Improvement Plan within 30 days from the date of this letter; identify the root causes and evidence-based practices to demonstrate improved child results.	47.62%	48.63%
4A		Families who report EIS helped them know their rights 20 U.S.C. 1416a(3)(A) and 1442	91.00%	98.40%	Met	Target met. No further action required.	95.93%	96.92%
4B		Families who report EIS helped them communicate their child's needs 20 U.S.C. 1416a(3)(A) and 1442	90.00%	97.54%	Met	Target met. No further action required.	100%	97.48%
4C		Families who report EIS helped them help their children develop and learn 20 U.S.C. 1416a(3)(A) and 1442	91.50%	96.72%	Met	Target met. No further action required.	98.35%	97.56%
5		Children birth to one served as a percentage of the population birth to one COMAR 13A.13.02.04	1.55%	1.19%	Not Met	Target not met. Submit an Improvement Plan within 30 days from the date of this letter; identify the root causes and evidence-based practices to demonstrate improved child results.	1.08%	1.25%
6		Children birth to three served as a percentage of the population birth to 3 COMAR 13A.13.02.04	3.25%	3.66%	Met	Target met. No further action required.	3.77%	3.54%
1		Timely Delivery of IFSP Services COMAR 13A.13.01.07	100%	99.81%	Not Met	Target not met. Submit an Improvement Plan within 30 days from the date of this letter; identify the root causes and evidence-based practices to demonstrate improved child results.	100%	99.77%
7		Percentage of toddlers for whom the evaluation and the initial IFSP was within 45 days from the date of referral COMAR 13A.13.01.07	100%	99.23%	Not Met	Target not met. Submit an Improvement Plan within 30 days from the date of this letter; identify the root causes and evidence-based practices to demonstrate improved child results. Correction of the	99.57%	99.58%

Part C Annual SPP Performance Report							
SPP/APR Indicators		FFY 2018 (SFY 2019)			Action Required	Previous Results	
 Results Indicator	 Compliance Indicator	State Target	Local Results	Target Met		FFY 2017	FFY 2016
					noncompliance must be demonstrated and verified within one year. Subsequent data demonstrated correction of the previous noncompliance identified in FFY 17-18 within one year of the written finding.		
8A	Percentage of toddlers exiting Part C for whom transition steps and services were added to the IFSP at least 90 days, and not more than nine months, prior to the toddler's third birthday COMAR 13A.13.01.09	100%	100%	Met	Target met. No further action required.	100%	100%
8B	Percentage of toddlers for whom the LEA and SEA were notified of potential Part B eligibility at least 90 days prior to the third birthday COMAR 13A.13.01.09	100%	100%	Met	Target met. No further action required. Subsequent data demonstrated correction of the previous noncompliance identified in FFY 17-18 within one year of the written finding.	100%	100%
8C	Percentage of children for whom the transition conference was held 90 days, and not more than nine months, prior to the toddler's third birthday COMAR 13A.13.01.09	100%	100%	Met	Target met. No further action required.	99.56%	100%
	Correction of Noncompliance COMAR 13A.13.02.04	100%	100%	Met	Target met. No further action required.	100%	100%
	Timely and valid data	100%	100%	Met	Data and reports submitted in a timely and accurate manner. No further action required.	100%	100%
	Number of complaints filed	NA	0	NA	No further action required.	0	0
	Number of State complaints identified with violation(s)	NA	0	NA	No further action required.	0	0
	Number of State findings from State complaints corrected in a timely manner	NA	0	NA	No further action required.	0	0
	Number of due process hearings filed	NA	0	NA	No further action required.	0	0

Part C Annual SPP Performance Report							
SPP/APR Indicators		FFY 2018 (SFY 2019)			Action Required	Previous Results	
 Results Indicator	 Compliance Indicator	State Target	Local Results	Target Met		FFY 2017	FFY 2016
	Number of due process hearings identified with violations	NA	0	NA	No further action required.	0	0
	Fiscal Accountability: Number of findings identified	NA	0	Met	No further action required.	0	100%

Howard County Infants and Toddlers Program
Annual Data on Part C State Performance Plan (SPP) Priority Indicators
for the Period July 1, 2018 – June 30, 2019

Part C Annual SPP Performance Report							
SPP/APR Indicators  Results Indicator  Compliance Indicator		FFY 2018 (SFY 2019)			Action Required	Previous Results	
		State Target	Local Results	Target Met		FFY 2017	FFY 2016
2	Infants and Toddlers with IFSPs who receive services in natural environments COMAR 13A.13.01.07	94.00%	99.26%	Met	Target met. No further action required.	99.30%	100%
2 Ext IFSP	Infants and Toddlers with IFSPs who receive services in natural environments COMAR 13A.13.01.07	94.00%	100%	Met	Target met. No further action required.	100%	95.65%
3A	Birth - 4 Outcomes: Use of social – emotional skills COMAR 13A.13.01.08	59.87%	58.03%	Not Met	Target not met. Submit an Improvement Plan within 30 days from the date of this letter; identify the root causes and evidence-based practices to demonstrate improved child results.	60.84%	61.02%
	2. Exits within age expectations	60.14%	46.18%	Not Met	Target not met. Submit an Improvement Plan within 30 days from the date of this letter; identify the root causes and evidence-based practices to demonstrate improved child results.	56.35%	54.71%
3B	Birth - 4 Outcomes: Use of knowledge and skills COMAR 13A.13.01.08	63.21%	62.25%	Not Met	Target not met. Submit an Improvement Plan within 30 days from the date of this letter; identify the root causes and evidence-based practices to demonstrate improved child results.	63.95%	66.67%
	2. Exits within age expectations	55.03%	44.18%	Not Met	Target not met. Submit an Improvement Plan within 30 days from the date of this letter; identify the root causes and evidence-based practices to demonstrate improved child results.	55.29%	55.93%
3C	Birth - 4 Outcomes: Use of appropriate behaviors COMAR 13A.13.01.08	70.00%	65.27%	Not Met	Target not met. Submit an Improvement Plan within 30 days from the date of this letter; identify the root causes and evidence-based practices to demonstrate improved child results.	69.83%	72.26%

Part C Annual SPP Performance Report								
SPP/APR Indicators			FFY 2018 (SFY 2019)			Action Required	Previous Results	
Results Indicator	Compliance Indicator		State Target	Local Results	Target Met		FFY 2017	FFY 2016
		2. Exits within age expectations	50.52%	39.36%	Not Met	Target not met. Submit an Improvement Plan within 30 days from the date of this letter; identify the root causes and evidence-based practices to demonstrate improved child results.	47.62%	48.63%
4A		Families who report EIS helped them know their rights 20 U.S.C. 1416a(3)(A) and 1442	91.00%	98.40%	Met	Target met. No further action required.	95.93%	96.92%
4B		Families who report EIS helped them communicate their child's needs 20 U.S.C. 1416a(3)(A) and 1442	90.00%	97.54%	Met	Target met. No further action required.	100%	97.48%
4C		Families who report EIS helped them help their children develop and learn 20 U.S.C. 1416a(3)(A) and 1442	91.50%	96.72%	Met	Target met. No further action required.	98.35%	97.56%
5		Children birth to one served as a percentage of the population birth to one COMAR 13A.13.02.04	1.55%	1.19%	Not Met	Target not met. Submit an Improvement Plan within 30 days from the date of this letter; identify the root causes and evidence-based practices to demonstrate improved child results.	1.08%	1.25%
6		Children birth to three served as a percentage of the population birth to 3 COMAR 13A.13.02.04	3.25%	3.66%	Met	Target met. No further action required.	3.77%	3.54%
1		Timely Delivery of IFSP Services COMAR 13A.13.01.07	100%	99.81%	Not Met	Target not met. Submit an Improvement Plan within 30 days from the date of this letter; identify the root causes and evidence-based practices to demonstrate improved child results.	100%	99.77%
7		Percentage of toddlers for whom the evaluation and the initial IFSP was within 45 days from the date of referral COMAR 13A.13.01.07	100%	99.23%	Not Met	Target not met. Submit an Improvement Plan within 30 days from the date of this letter; identify the root causes and evidence-based practices to demonstrate improved child results. Correction of the	99.57%	99.58%

Part C Annual SPP Performance Report							
SPP/APR Indicators		FFY 2018 (SFY 2019)			Action Required	Previous Results	
Results Indicator	Compliance Indicator	State Target	Local Results	Target Met		FFY 2017	FFY 2016
					noncompliance must be demonstrated and verified within one year. Subsequent data demonstrated correction of the previous noncompliance identified in FFY 17-18 within one year of the written finding.		
8A	Percentage of toddlers exiting Part C for whom transition steps and services were added to the IFSP at least 90 days, and not more than nine months, prior to the toddler's third birthday COMAR 13A.13.01.09	100%	100%	Met	Target met. No further action required.	100%	100%
8B	Percentage of toddlers for whom the LEA and SEA were notified of potential Part B eligibility at least 90 days prior to the third birthday COMAR 13A.13.01.09	100%	100%	Met	Target met. No further action required. Subsequent data demonstrated correction of the previous noncompliance identified in FFY 17-18 within one year of the written finding.	100%	100%
8C	Percentage of children for whom the transition conference was held 90 days, and not more than nine months, prior to the toddler's third birthday COMAR 13A.13.01.09	100%	100%	Met	Target met. No further action required.	99.56%	100%
	Correction of Noncompliance COMAR 13A.13.02.04	100%	100%	Met	Target met. No further action required.	100%	100%
	Timely and valid data	100%	100%	Met	Data and reports submitted in a timely and accurate manner. No further action required.	100%	100%
	Number of complaints filed	NA	0	NA	No further action required.	0	0
	Number of State complaints identified with violation(s)	NA	0	NA	No further action required.	0	0
	Number of State findings from State complaints corrected in a timely manner	NA	0	NA	No further action required.	0	0
	Number of due process hearings filed	NA	0	NA	No further action required.	0	0

Part C Annual SPP Performance Report							
SPP/APR Indicators		FFY 2018 (SFY 2019)			Action Required	Previous Results	
Results Indicator	Compliance Indicator	State Target	Local Results	Target Met		FFY 2017	FFY 2016
	Number of due process hearings identified with violations	NA	0	NA	No further action required.	0	0
	Fiscal Accountability: Number of findings identified	NA	0	Met	No further action required.	0	100%



Karen B. Salmon, Ph.D.
State Superintendent of Schools

June 4, 2020

Dr. Karen M. Couch
Superintendent
Kent County Public Schools
5608 Boundary Avenue
Rock Hall, Maryland 21661

Dear Dr. Couch:

The Maryland State Department of Education (MSDE), Division of Early Intervention and Special Education Services (DEI/SES) is required by the United States Department of Education (USDE), Office of Special Education Programs (OSEP) to make determinations annually regarding the performance of each local Infants and Toddlers Program (LITP) using one of the following four determination categories: “Meets Requirements,” “Needs Assistance,” “Needs Intervention,” or “Needs Substantial Intervention” [34 CFR §§303.700 and 300.703]. The MSDE, DEI/SES uses a results-based rubric for given indicators to evaluate each LITP’s performance in meeting the State’s identified targets. For Federal Fiscal Year (FFY) 2018 determinations, the Kent County Infants and Toddlers Program has achieved the determination status of “**Meets Requirements.**”

Attached please find supporting documents:

1. *FFY 2018 Determination Overview* (identifies the Part C Indicators used to assign a local determination on pages 1 and 2 – please note that fiscal and complaints/due process hearing data continues to be used);
2. *FFY 2018 Local Determination Scoring Criteria* (provides a six-year graduated results driven accountability plan used to make a local determination by year);
3. *FFY 2018 Annual Report Card on SPP/APR Part C Indicators* (provides a three-year local data analysis and required actions); and
4. *DEI/SES Differentiated Framework: Tiers of Supervision and Support* (provides the framework used by the DEI/SES to guide the level of monitoring and corresponding level of performance support provided to LITPs).

To implement a results-driven accountability system, we continue to focus on the three child outcome indicators. In 2015, a revised baseline was required and new targets established. Please see the attached *Part C Child Outcomes Baselines and Targets for Local Determinations* document. The DEI/SES has developed one set of baselines and targets that are inclusive of both children who receive services from birth to three and children who receive services through an Extended Individualized Family Service Plan (IFSP). The decision to examine child outcomes as one group independent of age was unanimously supported by LITP Directors and Preschool Coordinators through a stakeholder discussion held in 2014. Please note the attached revised baseline and targets for local determinations of Maryland’s LITPs will not be included in Maryland’s Annual Performance Report (APR) to OSEP. For federal reporting, OSEP requested that Maryland report child outcomes data for children birth to three years separately from child outcomes data for children older than three so that comparisons could be made with other states that are not serving children through an IFSP after age three.

The shift to a more balanced accountability approach does not relieve the DEI/SES from ensuring compliance, correction of identified noncompliance, and the receipt of timely and accurate data. As a result of the accountability shift to an increased emphasis on results, an LITP’s determination status may be impacted in the future.

Dr. Karen M. Couch
June 4, 2020
Page Two

The DEI/SES continues to recognize and value the commitment and delivery of high quality services implemented by each LITP. For the FFY2018 local determinations, data were collected from July 1, 2018 to June 30, 2019. While these local determinations reflect program performance prior to the COVID-19 pandemic, the required local program responsive actions will be implemented during the recovery period. With the new need to support pandemic recovery efforts, the DEI/SES has revisited the previously disseminated determination criteria and has readjusted. For FFY 2018, the DEI/SES will not increase the number of results indicators required to "Meet requirements" as previously identified in FFY 2017. It is anticipated that the FFY 2019 criteria will include an increase in results indicators.

To support Maryland's commitment to narrow the opportunity and achievement gaps for infants, toddlers, and young children with disabilities and their families, the implementation of the *DEI/SES Strategic Plan: Moving Maryland Forward* provides a statewide differentiated framework for general supervision and performance support. Based upon comprehensive data analysis (including the SPP/APR local determination status), the Kent County Infants and Toddlers Program has been assigned the "**Universal**" tier for the delivery of the DEI/SES technical assistance model for results. LITPs assigned to the Universal tier will receive a comprehensive monitoring from the DEI/SES every four years.

Local Infants and Toddlers Programs are strongly encouraged to work closely with their Local Interagency Coordinating Council (LICC) and Family Support Centers to perform an analysis of local data and infrastructure. The analysis should guide the development of strategies for data-informed decision-making, increased parent partnerships, strategic collaboration, and the use of evidence-based practices to improve the results for infants, toddlers, and young children with disabilities and their families. As we continue this shift in focus to results-driven accountability, the MSDE, DEI/SES will provide State and local professional learning opportunities.

Thank you for your hard work and commitment to excellence, equity, and efficiency. The MSDE is committed to supporting the efforts of the Kent County Infants and Toddlers Program to improve results for infants, toddlers, and preschool age children with disabilities and their families. If you have any questions or wish to request technical assistance, please do not hesitate to call me at 410-767-0238.

Sincerely,





Marcella E. Franczkowski, M.S.
Assistant State Superintendent
Division of Early Intervention and
Special Education Services



MEF/BMM/cc

Attachments

c: Karen B. Salmon, Ph.D.
Carol A. Williamson, Ed.D.
Wendy Keen, Ph.D.
Branch Chiefs

Kent County Infants and Toddlers Program
Annual Data on Part C State Performance Plan (SPP) Priority Indicators
for the Period July 1, 2018 – June 30, 2019

Part C Annual SPP Performance Report							
SPP/APR Indicators  Results Indicator  Compliance Indicator		FFY 2018 (SFY 2019)			Action Required	Previous Results	
		State Target	Local Results	Target Met		FFY 2017	FFY 2016
2	Infants and Toddlers with IFSPs who receive services in natural environments COMAR 13A.13.01.07	94.00%	100%	Met	Target met. No further action required.	100%	100%
2 Ext IFSP	Infants and Toddlers with IFSPs who receive services in natural environments COMAR 13A.13.01.07	94.00%	100%	Met	Target met. No further action required.	100%	100%
3A	Birth - 4 Outcomes: Use of social – emotional skills COMAR 13A.13.01.08	59.87%	80.00%	Met	Target met. No further action required.	80.00%	85.71%
	2. Exits within age expectations	60.14%	66.67%	Met	Target met. No further action required.	87.50%	44.44%
3B	Birth - 4 Outcomes: Use of knowledge and skills COMAR 13A.13.01.08	63.21%	83.33%	Met	Target met. No further action required.	80.00%	100%
	2. Exits within age expectations	55.03%	50.00%	Not Met	Target not met. Submit an Improvement Plan within 30 days from the date of this letter; identify the root causes and evidence-based practices to demonstrate improved child results.	87.50%	66.67%
3C	Birth - 4 Outcomes: Use of appropriate behaviors COMAR 13A.13.01.08	70.00%	80.00%	Met	Target met. No further action required.	85.71%	71.43%
	2. Exits within age expectations	50.52%	66.67%	Met	Target met. No further action required.	87.50%	66.67%
4A	Families who report EIS helped them know their rights 20 U.S.C. 1416a(3)(A) and 1442	91.00%	100%	Met	Target met. No further action required.	100%	100%
4B	Families who report EIS helped them communicate their child's needs 20 U.S.C. 1416a(3)(A) and 1442	90.00%	100%	Met	Target met. No further action required.	94.12%	95.24%

Part C Annual SPP Performance Report							
SPP/APR Indicators		FFY 2018 (SFY 2019)			Action Required	Previous Results	
 Results Indicator	 Compliance Indicator	State Target	Local Results	Target Met		FFY 2017	FFY 2016
4C	Families who report EIS helped them help their children develop and learn 20 U.S.C. 1416a(3)(A) and 1442	91.50%	100%	Met	Target met. No further action required.	100%	100%
5	Children birth to one served as a percentage of the population birth to one COMAR 13A.13.02.04	1.55%	2.74%	Met	Target met. No further action required.	1.30%	0.63%
6	Children birth to three served as a percentage of the population birth to 3 COMAR 13A.13.02.04	3.25%	5.02%	Met	Target met. No further action required.	4.32%	4.69%
1	Timely Delivery of IFSP Services COMAR 13A.13.01.07	100%	100%	Met	Target met. No further action required.	100%	100%
7	Percentage of toddlers for whom the evaluation and the initial IFSP was within 45 days from the date of referral COMAR 13A.13.01.07	100%	100%	Met	Target met. No further action required. Subsequent data demonstrated correction of the previous noncompliance identified in FFY 17-18 within one year of the written finding.	95.00%	100%
8A	Percentage of toddlers exiting Part C for whom transition steps and services were added to the IFSP at least 90 days, and not more than nine months, prior to the toddler's third birthday COMAR 13A.13.01.09	100%	100%	Met	Target met. No further action required.	100%	71.43%
8B	Percentage of toddlers for whom the LEA and SEA were notified of potential Part B eligibility at least 90 days prior to the third birthday COMAR 13A.13.01.09	100%	100%	Met	Target met. No further action required.	100%	100%
8C	Percentage of children for whom the transition conference was held 90 days, and not more than nine months, prior to the toddler's third birthday COMAR 13A.13.01.09	100%	100%	Met	Target met. No further action required.	100%	71.43%
	Correction of Noncompliance COMAR 13A.13.02.04	100%	100%	Met	Target met. No further action required.	100%	100%

Part C Annual SPP Performance Report							
SPP/APR Indicators		FFY 2018 (SFY 2019)			Action Required	Previous Results	
Results Indicator	Compliance Indicator	State Target	Local Results	Target Met		FFY 2017	FFY 2016
	Timely and valid data	100%	100%	Met	No further action required.	100%	100%
	Number of complaints filed	NA	0	NA	No further action required.	0	0
	Number of State complaints identified with violation(s)	NA	0	NA	No further action required.	0	0
	Number of State findings from State complaints corrected in a timely manner	NA	0	NA	No further action required.	0	0
	Number of due process hearings filed	NA	0	NA	No further action required.	0	0
	Number of due process hearings identified with violations	NA	0	NA	No further action required.	0	0
	Fiscal Accountability: Number of findings identified	NA	0	Met	Target met. No further action required.	0	100%



Karen B. Salmon, Ph.D.
State Superintendent of Schools

June 4, 2020

Dr. Raymond Crowel, Director
Montgomery County Department of Health
and Human Services
401 Hungerford Drive, 5th Floor
Rockville, Maryland 20850

Dear Dr. Crowel:

The Maryland State Department of Education (MSDE), Division of Early Intervention and Special Education Services (DEI/SES) is required by the United States Department of Education (USDE), Office of Special Education Programs (OSEP) to make determinations annually regarding the performance of each local Infants and Toddlers Program (LITP) using one of the following four determination categories: “Meets Requirements,” “Needs Assistance,” “Needs Intervention,” or “Needs Substantial Intervention” [34 CFR §§303.700 and 300.703]. The MSDE, DEI/SES uses a results-based rubric for given indicators to evaluate each LITP’s performance in meeting the State’s identified targets. For Federal Fiscal Year (FFY) 2018 determinations, the Montgomery County Infants and Toddlers Program has achieved the determination status of **“Meets Requirements.”**

Attached please find supporting documents:

1. *FFY 2018 Determination Overview* (identifies the Part C Indicators used to assign a local determination on pages 1 and 2 – please note that fiscal and complaints/due process hearing data continues to be used);
2. *FFY 2018 Local Determination Scoring Criteria* (provides a six-year graduated results driven accountability plan used to make a local determination by year);
3. *FFY 2018 Annual Report Card on SPP/APR Part C Indicators* (provides a three-year local data analysis and required actions); and
4. *DEI/SES Differentiated Framework: Tiers of Supervision and Support* (provides the framework used by the DEI/SES to guide the level of monitoring and corresponding level of performance support provided to LITPs).

To implement a results-driven accountability system, we continue to focus on the three child outcome indicators. In 2015, a revised baseline was required and new targets established. Please see the attached *Part C Child Outcomes Baselines and Targets for Local Determinations* document. The DEI/SES has developed one set of baselines and targets that are inclusive of both children who receive services from birth to three and children who receive services through an Extended Individualized Family Service Plan (IFSP). The decision to examine child outcomes as one group independent of age was unanimously supported by LITP Directors and Preschool Coordinators through a stakeholder discussion held in 2014. Please note the attached revised baseline and targets for local determinations of Maryland’s LITPs will not be included in Maryland’s Annual Performance Report (APR) to OSEP. For federal reporting, OSEP requested that Maryland report child outcomes data for children birth to three years separately from child outcomes data for children older than three so that comparisons could be made with other states that are not serving children through an IFSP after age three.

The shift to a more balanced accountability approach does not relieve the DEI/SES from ensuring compliance, correction of identified noncompliance, and the receipt of timely and accurate data. As a result of the accountability shift to an increased emphasis on results, an LITP’s determination status may be impacted in the future.

Dr. Raymond Crowel, Director
June 4, 2020
Page Two

The DEI/SES continues to recognize and value the commitment and delivery of high quality services implemented by each LITP. For the FFY2018 local determinations, data were collected from July 1, 2018 to June 30, 2019. While these local determinations reflect program performance prior to the COVID-19 pandemic, the required local program responsive actions will be implemented during the recovery period. With the new need to support pandemic recovery efforts, the DEI/SES has revisited the previously disseminated determination criteria and has readjusted. For FFY 2018, the DEI/SES will not increase the number of results indicators required to "Meet requirements" as previously identified in FFY 2017. It is anticipated that the FFY 2019 criteria will include an increase in results indicators.

To support Maryland's commitment to narrow the opportunity and achievement gaps for infants, toddlers, and young children with disabilities and their families, the implementation of the *DEI/SES Strategic Plan: Moving Maryland Forward* provides a statewide differentiated framework for general supervision and performance support. Based upon comprehensive data analysis (including the SPP/APR local determination status), the Montgomery County Infants and Toddlers Program has been assigned the "**Universal**" tier for the delivery of the DEI/SES technical assistance model for results. LITPs assigned to the Universal tier will receive a comprehensive monitoring from the DEI/SES every four years.

Local Infants and Toddlers Programs are strongly encouraged to work closely with their Local Interagency Coordinating Council (LICC) and Family Support Centers to perform an analysis of local data and infrastructure. The analysis should guide the development of strategies for data-informed decision-making, increased parent partnerships, strategic collaboration, and the use of evidence-based practices to improve the results for infants, toddlers, and young children with disabilities and their families. As we continue this shift in focus to results-driven accountability, the MSDE, DEI/SES will provide State and local professional learning opportunities.

Thank you for your hard work and commitment to excellence, equity, and efficiency. The MSDE is committed to supporting the efforts of the Montgomery County Infants and Toddlers Program to improve results for infants, toddlers, and preschool age children with disabilities and their families. If you have any questions or wish to request technical assistance, please do not hesitate to call me at 410-767-0238.

Sincerely,





Marcella E. Franczkowski, M.S.
Assistant State Superintendent
Division of Early Intervention and
Special Education Services

MEF/BMM/cc



Attachments







c: Karen B. Salmon, Ph.D.
Carol A. Williamson, Ed.D.
Phillip A. Lynch
Mary Manning-Falzarano
Branch Chiefs

Montgomery County Infants and Toddlers Program
Annual Data on Part C State Performance Plan (SPP) Priority Indicators
for the Period July 1, 2018 – June 30, 2019

Part C Annual SPP Performance Report							
SPP/APR Indicators		FFY 2018 (SFY 2019)			Action Required	Previous Results	
 Results Indicator	 Compliance Indicator	State Target	Local Results	Target Met		FFY 2017	FFY 2016
2	Infants and Toddlers with IFSPs who receive services in natural environments COMAR 13A.13.01.07	94.00%	96.29%	Met	Target met. No further action required.	95.47%	95.48%
2 Ext IFSP	Infants and Toddlers with IFSPs who receive services in natural environments COMAR 13A.13.01.07	94.00%	99.06%	Met	Target met. No further action required.	99.25%	100%
3A	Birth - 4 Outcomes: Use of social – emotional skills COMAR 13A.13.01.08	59.87%	49.51%	Not Met	Target not met. Submit an Improvement Plan within 30 days from the date of this letter; identify the root causes and evidence-based practices to demonstrate improved child results.	49.68%	50.19%
	2. Exits within age expectations	60.14%	48.77%	Not Met	Target not met. Submit an Improvement Plan within 30 days from the date of this letter; identify the root causes and evidence-based practices to demonstrate improved child results.	54.90%	61.11%
3B	Birth - 4 Outcomes: Use of knowledge and skills COMAR 13A.13.01.08	63.21%	56.94%	Not Met	Target not met. Submit an Improvement Plan within 30 days from the date of this letter; identify the root causes and evidence-based practices to demonstrate improved child results.	59.09%	64.92%
	2. Exits within age expectations	55.03%	44.53%	Not Met	Target not met. Submit an Improvement Plan within 30 days from the date of this letter; identify the root causes and evidence-based practices to demonstrate improved child results.	51.29%	58.23%
3C	Birth - 4 Outcomes: Use of appropriate behaviors COMAR 13A.13.01.08	70.00%	58.20%	Not Met	Target not met. Submit an Improvement Plan within 30 days from the date of this letter; identify the root causes and evidence-based practices to demonstrate improved child results.	62.28%	67.37%

Part C Annual SPP Performance Report								
SPP/APR Indicators			FFY 2018 (SFY 2019)			Action Required	Previous Results	
Results Indicator	Compliance Indicator		State Target	Local Results	Target Met		FFY 2017	FFY 2016
		2. Exits within age expectations	50.52%	44.15%	Not Met	Target not met. Submit an Improvement Plan within 30 days from the date of this letter; identify the root causes and evidence-based practices to demonstrate improved child results.	48.05%	53.90%
4A		Families who report EIS helped them know their rights 20 U.S.C. 1416a(3)(A) and 1442	91.00%	97.79%	Met	Target met. No further action required.	97.94%	97.44%
4B		Families who report EIS helped them communicate their child's needs 20 U.S.C. 1416a(3)(A) and 1442	90.00%	97.93%	Met	Target met. No further action required.	98.88%	97.71%
4C		Families who report EIS helped them help their children develop and learn 20 U.S.C. 1416a(3)(A) and 1442	91.50%	99.25%	Met	Target met. No further action required.	98.73%	98.03%
5		Children birth to one served as a percentage of the population birth to one COMAR 13A.13.02.04	1.55%	1.80%	Met	Target met. No further action required.	1.86%	1.99%
6		Children birth to three served as a percentage of the population birth to 3 COMAR 13A.13.02.04	3.25%	4.20%	Met	Target met. No further action required.	4.48%	4.25%
1		Timely Delivery of IFSP Services COMAR 13A.13.01.07	100%	99.54%	Not Met	Target not met. Submit an Improvement Plan within 30 days from the date of this letter; identify the root causes and evidence-based practices to demonstrate improved child results. Correction of the noncompliance must be demonstrated and verified within one year. Subsequent data demonstrated correction of the previous noncompliance identified in FFY 17-18 within one year of the written finding.	99.59%	99.09%

Part C Annual SPP Performance Report							
SPP/APR Indicators		FFY 2018 (SFY 2019)			Action Required	Previous Results	
 Results Indicator	 Compliance Indicator	State Target	Local Results	Target Met		FFY 2017	FFY 2016
7	Percentage of toddlers for whom the evaluation and the initial IFSP was within 45 days from the date of referral COMAR 13A.13.01.07	100%	99.76%	Not Met	Target not met. Submit an Improvement Plan within 30 days from the date of this letter; identify the root causes and evidence-based practices to demonstrate improved child results. Correction of the noncompliance must be demonstrated and verified within one year. Subsequent data demonstrated correction of the previous noncompliance identified in FFY 17-18 within one year of the written finding.	99.90%	99.57%
8A	Percentage of toddlers exiting Part C for whom transition steps and services were added to the IFSP at least 90 days, and not more than nine months, prior to the toddler's third birthday COMAR 13A.13.01.09	100%	100%	Met	Target met. No further action required.	100%	100%
8B	Percentage of toddlers for whom the LEA and SEA were notified of potential Part B eligibility at least 90 days prior to the third birthday COMAR 13A.13.01.09	100%	100%	Met	Target met. No further action required.	100%	100%
8C	Percentage of children for whom the transition conference was held 90 days, and not more than nine months, prior to the toddler's third birthday COMAR 13A.13.01.09	100%	99.41%	Not Met	Target not met. Submit an Improvement Plan within 30 days from the date of this letter; identify the root causes and evidence-based practices to demonstrate improved child results. Correction of the noncompliance must be demonstrated and verified within one year.	100%	99.88%
	Correction of Noncompliance COMAR 13A.13.02.04	100%	100%	Met	Target met. No further action required.	100%	100%
	Timely and valid data	100%	100%	Met	Data and reports submitted in a timely and accurate manner. No further action required.	100%	100%
	Number of complaints filed	NA	0	NA	No further action required.	0	0

Part C Annual SPP Performance Report							
SPP/APR Indicators		FFY 2018 (SFY 2019)			Action Required	Previous Results	
 Results Indicator	 Compliance Indicator	State Target	Local Results	Target Met		FFY 2017	FFY 2016
	Number of State complaints identified with violation(s)	NA	0	NA	No further action required.	0	0
	Number of State findings from State complaints corrected in a timely manner	NA	0	NA	No further action required.	0	0
	Number of due process hearings filed	NA	0	NA	No further action required.	0	0
	Number of due process hearings identified with violations	NA	0	NA	No further action required.	0	0
	Fiscal Accountability: Number of findings identified	NA	0	Met	No further action required.	0	100%



Karen B. Salmon, Ph.D.
State Superintendent of Schools

June 4, 2020

Dr. Monica E. Goldson
Chief Executive Officer
Prince George's County Public Schools
14201 School Lane
Upper Marlboro, Maryland 20772

Dear Dr. Goldson:

The Maryland State Department of Education (MSDE), Division of Early Intervention and Special Education Services (DEI/SES) is required by the United States Department of Education (USDE), Office of Special Education Programs (OSEP) to make determinations annually regarding the performance of each local Infants and Toddlers Program (LITP) using one of the following four determination categories: "Meets Requirements," "Needs Assistance," "Needs Intervention," or "Needs Substantial Intervention" [34 CFR §§303.700 and 300.703]. The MSDE, DEI/SES uses a results-based rubric for given indicators to evaluate each LITP's performance in meeting the State's identified targets. For Federal Fiscal Year (FFY) 2018 determinations, the Prince George's County Infants and Toddlers Program has achieved the determination status of **"Meets Requirements."**

Attached please find supporting documents:

1. *FFY 2018 Determination Overview* (identifies the Part C Indicators used to assign a local determination on pages 1 and 2 – please note that fiscal and complaints/due process hearing data continues to be used);
2. *FFY 2018 Local Determination Scoring Criteria* (provides a six-year graduated results driven accountability plan used to make a local determination by year);
3. *FFY 2018 Annual Report Card on SPP/APR Part C Indicators* (provides a three-year local data analysis and required actions); and
4. *DEI/SES Differentiated Framework: Tiers of Supervision and Support* (provides the framework used by the DEI/SES to guide the level of monitoring and corresponding level of performance support provided to LITPs).

To implement a results-driven accountability system, we continue to focus on the three child outcome indicators. In 2015, a revised baseline was required and new targets established. Please see the attached *Part C Child Outcomes Baselines and Targets for Local Determinations* document. The DEI/SES has developed one set of baselines and targets that are inclusive of both children who receive services from birth to three and children who receive services through an Extended Individualized Family Service Plan (IFSP). The decision to examine child outcomes as one group independent of age was unanimously supported by LITP Directors and Preschool Coordinators through a stakeholder discussion held in 2014. Please note the attached revised baseline and targets for local determinations of Maryland's LITPs will not be included in Maryland's Annual Performance Report (APR) to OSEP. For federal reporting, OSEP requested that Maryland report child outcomes data for children birth to three years separately from child outcomes data for children older than three so that comparisons could be made with other states that are not serving children through an IFSP after age three.

The shift to a more balanced accountability approach does not relieve the DEI/SES from ensuring compliance, correction of identified noncompliance, and the receipt of timely and accurate data. As a result of the accountability shift to an increased emphasis on results, an LITP's determination status may be impacted in the future.

Dr. Monica E. Goldson
June 4, 2020
Page Two

The DEI/SES continues to recognize and value the commitment and delivery of high quality services implemented by each LITP. For the FFY2018 local determinations, data were collected from July 1, 2018 to June 30, 2019. While these local determinations reflect program performance prior to the COVID-19 pandemic, the required local program responsive actions will be implemented during the recovery period. With the new need to support pandemic recovery efforts, the DEI/SES has revisited the previously disseminated determination criteria and has readjusted. For FFY 2018, the DEI/SES will not increase the number of results indicators required to "Meet requirements" as previously identified in FFY 2017. It is anticipated that the FFY 2019 criteria will include an increase in results indicators.

To support Maryland's commitment to narrow the opportunity and achievement gaps for infants, toddlers, and young children with disabilities and their families, the implementation of the *DEI/SES Strategic Plan: Moving Maryland Forward* provides a statewide differentiated framework for general supervision and performance support. Based upon comprehensive data analysis (including the SPP/APR local determination status), the Prince George's County Infants and Toddlers Program has been assigned the "**Universal**" tier for the delivery of the DEI/SES technical assistance model for results. LITPs assigned to the Universal tier will receive a comprehensive monitoring from the DEI/SES every four years.

Local Infants and Toddlers Programs are strongly encouraged to work closely with their Local Interagency Coordinating Council (LICC) and Family Support Centers to perform an analysis of local data and infrastructure. The analysis should guide the development of strategies for data-informed decision-making, increased parent partnerships, strategic collaboration, and the use of evidence-based practices to improve the results for infants, toddlers, and young children with disabilities and their families. As we continue this shift in focus to results-driven accountability, the MSDE, DEI/SES will provide State and local professional learning opportunities.

Thank you for your hard work and commitment to excellence, equity, and efficiency. The MSDE is committed to supporting the efforts of the Prince George's County Infants and Toddlers Program to improve results for infants, toddlers, and preschool age children with disabilities and their families. If you have any questions or wish to request technical assistance, please do not hesitate to call me at 410-767-0238.

Sincerely,





Marcella E. Franczkowski, M.S.
Assistant State Superintendent
Division of Early Intervention and
Special Education Services

MEF/BMM/cc

Attachments





c: Karen B. Salmon, Ph.D.
Carol A. Williamson, Ed.D.
Trinell Bowman
Alyson Felder
Branch Chiefs

Prince George's County Infants and Toddlers Program
Annual Data on Part C State Performance Plan (SPP) Priority Indicators
for the Period July 1, 2018 – June 30, 2019

Part C Annual SPP Performance Report							
SPP/APR Indicators  Results Indicator  Compliance Indicator		FFY 2018 (SFY 2019)			Action Required	Previous Results	
		State Target	Local Results	Target Met		FFY 2017	FFY 2016
2	Infants and Toddlers with IFSPs who receive services in natural environments COMAR 13A.13.01.07	94.00%	97.78%	Met	Target met. No further action required.	94.96%	98.84%
2 Ext IFSP	Infants and Toddlers with IFSPs who receive services in natural environments COMAR 13A.13.01.07	94.00%	100%	Met	Target met. No further action required.	100%	98.85%
3A	Birth - 4 Outcomes: Use of social – emotional skills COMAR 13A.13.01.08	59.87%	67.77%	Met	Target met. No further action required.	65.70%	52.09%
	2. Exits within age expectations	60.14%	43.21%	Not Met	Target not met. Submit an Improvement Plan within 30 days from the date of this letter; identify the root causes and evidence-based practices to demonstrate improved child results.	43.34%	46.79%
3B	Birth - 4 Outcomes: Use of knowledge and skills COMAR 13A.13.01.08	63.21%	70.90%	Met	Target met. No further action required.	67.54%	51.43%
	2. Exits within age expectations	55.03%	39.91%	Not Met	Target not met. Submit an Improvement Plan within 30 days from the date of this letter; identify the root causes and evidence-based practices to demonstrate improved child results.	39.75%	40.84%
3C	Birth - 4 Outcomes: Use of appropriate behaviors COMAR 13A.13.01.08	70.00%	72.39%	Met	Target met. No further action required.	70.21%	68.37%

Part C Annual SPP Performance Report								
SPP/APR Indicators			FFY 2018 (SFY 2019)			Action Required	Previous Results	
Results Indicator	Compliance Indicator		State Target	Local Results	Target Met		FFY 2017	FFY 2016
		2. Exits within age expectations	50.52%	42.15%	Not Met	Target not met. Submit an Improvement Plan within 30 days from the date of this letter; identify the root causes and evidence-based practices to demonstrate improved child results.	41.17%	40.72%
4A		Families who report EIS helped them know their rights 20 U.S.C. 1416a(3)(A) and 1442	91.00%	97.76%	Met	Target met. No further action required.	97.89%	99.25%
4B		Families who report EIS helped them communicate their child's needs 20 U.S.C. 1416a(3)(A) and 1442	90.00%	98.13%	Met	Target met. No further action required.	96.99%	97.48%
4C		Families who report EIS helped them help their children develop and learn 20 U.S.C. 1416a(3)(A) and 1442	91.50%	98.74%	Met	Target met. No further action required.	97.73%	98.10%
5		Children birth to one served as a percentage of the population birth to one COMAR 13A.13.02.04	1.55%	1.70%	Met	Target met. No further action required.	1.30%	1.35%
6		Children birth to three served as a percentage of the population birth to 3 COMAR 13A.13.02.04	3.25%	3.75%	Met	Target met. No further action required.	3.71%	3.33%
1		Timely Delivery of IFSP Services COMAR 13A.13.01.07	100%	98.53%	Not Met	Target not met. Submit an Improvement Plan within 30 days from the date of this letter; identify the root causes and evidence-based practices to demonstrate improved child results. Correction of the noncompliance must be demonstrated and verified within one year. Subsequent data demonstrated correction of the previous noncompliance identified in FFY 17-18 within one year of the written finding.	98.91%	97.97%

Part C Annual SPP Performance Report							
SPP/APR Indicators		FFY 2018 (SFY 2019)			Action Required	Previous Results	
Results Indicator	Compliance Indicator	State Target	Local Results	Target Met		FFY 2017	FFY 2016
7	Percentage of toddlers for whom the evaluation and the initial IFSP was within 45 days from the date of referral COMAR 13A.13.01.07	100%	99.88%	Not Met	Target not met. Submit an Improvement Plan within 30 days from the date of this letter; identify the root causes and evidence-based practices to demonstrate improved child results. Correction of the noncompliance must be demonstrated and verified within one year.	100%	99.93%
8A	Percentage of toddlers exiting Part C for whom transition steps and services were added to the IFSP at least 90 days, and not more than nine months, prior to the toddler's third birthday COMAR 13A.13.01.09	100%	100%	Met	Target met. No further action required.	100%	100%
8B	Percentage of toddlers for whom the LEA and SEA were notified of potential Part B eligibility at least 90 days prior to the third birthday COMAR 13A.13.01.09	100%	100%	Met	Target met. No further action required.	100%	100%
8C	Percentage of children for whom the transition conference was held 90 days, and not more than nine months, prior to the toddler's third birthday COMAR 13A.13.01.09	100%	99.86%	Not Met	Target not met. Submit an Improvement Plan within 30 days from the date of this letter; identify the root causes and evidence-based practices to demonstrate improved child results. Correction of the noncompliance must be demonstrated and verified within one year.	100%	100%
	Correction of Noncompliance COMAR 13A.13.02.04	100%	100%	Met	Target met. No further action required.	100%	100%
	Timely and valid data	100%	100%	Met	Data and reports submitted in a timely and accurate manner. No further action required.	100%	100%
	Number of complaints filed	NA	0	NA	No further action required.	0	0
	Number of State complaints identified with violation(s)	NA	0	NA	No further action required.	0	0
	Number of State findings from State complaints corrected in a timely manner	NA	0	NA	No further action required.	0	0
	Number of due process hearings filed	NA	0	NA	No further action required.	0	0

Part C Annual SPP Performance Report							
SPP/APR Indicators		FFY 2018 (SFY 2019)			Action Required	Previous Results	
 Results Indicator	 Compliance Indicator	State Target	Local Results	Target Met		FFY 2017	FFY 2016
	Number of due process hearings identified with violations	NA	0	NA	No further action required.	0	0
	Fiscal Accountability: Number of findings identified	NA	0	Met	Correction of the identified noncompliance must be demonstrated and verified within 1 year of notification.	1	100%



Karen B. Salmon, Ph.D.
State Superintendent of Schools

June 4, 2020

Dr. Andrea Kane
Superintendent
Queen Anne's County Board of Education
202 Chesterfield Avenue
Centreville, MD 21617

Dear Dr. Kane:

The Maryland State Department of Education (MSDE), Division of Early Intervention and Special Education Services (DEI/SES) is required by the United States Department of Education (USDE), Office of Special Education Programs (OSEP) to make determinations annually regarding the performance of each local Infants and Toddlers Program (LITP) using one of the following four determination categories: "Meets Requirements," "Needs Assistance," "Needs Intervention," or "Needs Substantial Intervention" [34 CFR §§303.700 and 300.703]. The MSDE, DEI/SES uses a results-based rubric for given indicators to evaluate each LITP's performance in meeting the State's identified targets. For Federal Fiscal Year (FFY) 2018 determinations, the Queen Anne's County Infants and Toddlers Program has achieved the determination status of **"Meets Requirements."**

Attached please find supporting documents:

1. *FFY 2018 Determination Overview* (identifies the Part C Indicators used to assign a local determination on pages 1 and 2 – please note that fiscal and complaints/due process hearing data continues to be used);
2. *FFY 2018 Local Determination Scoring Criteria* (provides a six-year graduated results driven accountability plan used to make a local determination by year);
3. *FFY 2018 Annual Report Card on SPP/APR Part C Indicators* (provides a three-year local data analysis and required actions); and
4. *DEI/SES Differentiated Framework: Tiers of Supervision and Support* (provides the framework used by the DEI/SES to guide the level of monitoring and corresponding level of performance support provided to LITPs).

To implement a results-driven accountability system, we continue to focus on the three child outcome indicators. In 2015, a revised baseline was required and new targets established. Please see the attached *Part C Child Outcomes Baselines and Targets for Local Determinations* document. The DEI/SES has developed one set of baselines and targets that are inclusive of both children who receive services from birth to three and children who receive services through an Extended Individualized Family Service Plan (IFSP). The decision to examine child outcomes as one group independent of age was unanimously supported by LITP Directors and Preschool Coordinators through a stakeholder discussion held in 2014. Please note the attached revised baseline and targets for local determinations of Maryland's LITPs will not be included in Maryland's Annual Performance Report (APR) to OSEP. For federal reporting, OSEP requested that Maryland report child outcomes data for children birth to three years separately from child outcomes data for children older than three so that comparisons could be made with other states that are not serving children through an IFSP after age three.

The shift to a more balanced accountability approach does not relieve the DEI/SES from ensuring compliance, correction of identified noncompliance, and the receipt of timely and accurate data. As a result of the accountability shift to an increased emphasis on results, an LITP's determination status may be impacted in the future.

The DEI/SES continues to recognize and value the commitment and delivery of high quality services implemented by each LITP. For the FFY2018 local determinations, data were collected from July 1, 2018 to June 30, 2019. While these local determinations reflect program performance prior to the COVID-19 pandemic, the required local program responsive actions will be implemented during the recovery period. With the new need to support pandemic recovery efforts, the DEI/SES has revisited the previously disseminated determination criteria and has readjusted. For FFY 2018, the DEI/SES will not increase the number of results indicators required to "Meet requirements" as previously identified in FFY 2017. It is anticipated that the FFY 2019 criteria will include an increase in results indicators.

To support Maryland's commitment to narrow the opportunity and achievement gaps for infants, toddlers, and young children with disabilities and their families, the implementation of the *DEI/SES Strategic Plan: Moving Maryland Forward* provides a statewide differentiated framework for general supervision and performance support. Based upon comprehensive data analysis (including the SPP/APR local determination status), the Queen Anne's County Infants and Toddlers Program has been assigned the "**Universal**" tier for the delivery of the DEI/SES technical assistance model for results. LITPs assigned to the Universal tier will receive a comprehensive monitoring from the DEI/SES every four years.

Local Infants and Toddlers Programs are strongly encouraged to work closely with their Local Interagency Coordinating Council (LICC) and Family Support Centers to perform an analysis of local data and infrastructure. The analysis should guide the development of strategies for data-informed decision-making, increased parent partnerships, strategic collaboration, and the use of evidence-based practices to improve the results for infants, toddlers, and young children with disabilities and their families. As we continue this shift in focus to results-driven accountability, the MSDE, DEI/SES will provide State and local professional learning opportunities.

Thank you for your hard work and commitment to excellence, equity, and efficiency. The MSDE is committed to supporting the efforts of the Queen Anne's County Infants and Toddlers Program to improve results for infants, toddlers, and preschool age children with disabilities and their families. If you have any questions or wish to request technical assistance, please do not hesitate to call me at 410-767-0238.

Sincerely,



Marcella E. Franczkowski, M.S.
Assistant State Superintendent
Division of Early Intervention and
Special Education Services



MEF/BMM/cc



Attachments

c: Karen B. Salmon, Ph.D.
Carol A. Williamson, Ed.D.
Joeleen Smith
Dawn Fraser
Branch Chiefs

Queen Anne's County Infants and Toddlers Program
Annual Data on Part C State Performance Plan (SPP) Priority Indicators
for the Period July 1, 2018 – June 30, 2019

Part C Annual SPP Performance Report								
SPP/APR Indicators <div><div></div> Results Indicator <div></div> Compliance Indicator</div>			FFY 2018 (SFY 2019)			Action Required	Previous Results	
			State Target	Local Results	Target Met		FFY 2017	FFY 2016
2	Infants and Toddlers with IFSPs who receive services in natural environments COMAR 13A.13.01.07		94.00%	98.63%	Met	Target met. No further action required.	100%	100%
2 Ext IFSP	Infants and Toddlers with IFSPs who receive services in natural environments COMAR 13A.13.01.07		94.00%	100%	Met	Target met. No further action required.	100%	100%
3A	Birth - 4 Outcomes: Use of social – emotional skills COMAR 13A.13.01.08	1. Exits with substantial growth	59.87%	74.19%	Met	Target met. No further action required.	65.45%	67.50%
		2. Exits within age expectations	60.14%	42.86%	Not Met	Target not met. Submit an Improvement Plan within 30 days from the date of this letter; identify the root causes and evidence-based practices to demonstrate improved child results.	33.87%	65.45%
3B	Birth - 4 Outcomes: Use of knowledge and skills COMAR 13A.13.01.08	1. Exits with substantial growth	63.21%	75.00%	Met	Target met. No further action required.	65.45%	74.36%
		2. Exits within age expectations	55.03%	42.86%	Not Met	Target not met. Submit an Improvement Plan within 30 days from the date of this letter; identify the root causes and evidence-based practices to demonstrate improved child results.	37.10%	70.91%
3C	Birth - 4 Outcomes: Use of appropriate behaviors COMAR 13A.13.01.08	1. Exits with substantial growth	70.00%	76.47%	Met	Target met. No further action required.	67.80%	76.47%
		2. Exits within age expectations	50.52%	37.14%	Not Met	Target not met. Submit an Improvement Plan within 30 days from the date of this letter; identify the root causes and evidence-based practices to demonstrate improved child results.	30.65%	47.27%
4A	Families who report EIS helped them know their rights 20 U.S.C. 1416a(3)(A) and 1442		91.00%	98.21%	Met	Target met. No further action required.	100%	100%

Part C Annual SPP Performance Report							
SPP/APR Indicators		FFY 2018 (SFY 2019)			Action Required	Previous Results	
 Results Indicator	 Compliance Indicator	State Target	Local Results	Target Met		FFY 2017	FFY 2016
4B	Families who report EIS helped them communicate their child's needs 20 U.S.C. 1416a(3)(A) and 1442	90.00%	98.21%	Met	Target met. No further action required.	97.30%	100%
4C	Families who report EIS helped them help their children develop and learn 20 U.S.C. 1416a(3)(A) and 1442	91.50%	98.11%	Met	Target met. No further action required.	100%	100%
5	Children birth to one served as a percentage of the population birth to one COMAR 13A.13.02.04	1.55%	3.18%	Met	Target met. No further action required.	1.72%	1.98%
6	Children birth to three served as a percentage of the population birth to 3 COMAR 13A.13.02.04	3.25%	4.68%	Met	Target met. No further action required.	4.65%	4.06%
1	Timely Delivery of IFSP Services COMAR 13A.13.01.07	100%	98.90%	Not Met	Target not met. Submit an Improvement Plan within 30 days from the date of this letter; identify the root causes and evidence-based practices to demonstrate improved child results. Correction of the noncompliance must be demonstrated and verified within one year.	100%	100%
7	Percentage of toddlers for whom the evaluation and the initial IFSP was within 45 days from the date of referral COMAR 13A.13.01.07	100%	98.67%	Not Met	Target not met. Submit an Improvement Plan within 30 days from the date of this letter; identify the root causes and evidence-based practices to demonstrate improved child results. Correction of the noncompliance must be demonstrated and verified within one year. Subsequent data demonstrated correction of the pervious noncompliance identified in FFY 17-18 within one year of the written finding.	98.61%	95.59%
8A	Percentage of toddlers exiting Part C for whom an IFSP was developed at least 90 days, and not	100%	100%	Met	Target met. No further action required.	100%	100%

Part C Annual SPP Performance Report							
SPP/APR Indicators		FFY 2018 (SFY 2019)			Action Required	Previous Results	
 Results Indicator	 Compliance Indicator	State Target	Local Results	Target Met		FFY 2017	FFY 2016
	more than nine months, prior to the toddler's third birthday COMAR 13A.13.01.09						
8B	Percentage of toddlers exiting Part C for whom transition steps and services were added to the IFSP at least 90 days, and not more than nine months, prior to the toddler's third birthday COMAR 13A.13.01.09	100%	100%	Met	Target met. No further action required.	100%	100%
8C	Percentage of toddlers for whom the LEA and SEA were notified of potential Part B eligibility at least 90 days prior to the third birthday COMAR 13A.13.01.09	100%	100%	Met	Target met. No further action required.	100%	100%
	Correction of Noncompliance COMAR 13A.13.02.04	100%	100%	Met	Target met. No further action required.	100%	100%
	Timely and valid data	100%	<100%	Not Met	Semi-Annual Program Report submitted untimely.	100%	100%
	Number of complaints filed	NA	0	NA	No further action required.	0	0
	Number of State complaints identified with violation(s)	NA	0	NA	No further action required.	0	0
	Number of State findings from State complaints corrected in a timely manner	NA	0	NA	No further action required.	0	0
	Number of due process hearings filed	NA	0	NA	No further action required.	0	0
	Number of due process hearings identified with violations	NA	0	NA	No further action required.	0	0
	Fiscal Accountability: Number of findings identified	NA	0	Met	No further action required.	0	N/A



Karen B. Salmon, Ph.D.
State Superintendent of Schools

June 4, 2020

Dr. James Scott Smith
Superintendent
St. Mary's County Public Schools
23160 Moakley Street
Suite 109
Leonardtown, Maryland 20650

Dear Dr. Smith:

The Maryland State Department of Education (MSDE), Division of Early Intervention and Special Education Services (DEI/SES) is required by the United States Department of Education (USDE), Office of Special Education Programs (OSEP) to make determinations annually regarding the performance of each local Infants and Toddlers Program (LITP) using one of the following four determination categories: "Meets Requirements," "Needs Assistance," "Needs Intervention," or "Needs Substantial Intervention" [34 CFR §§303.700 and 300.703]. The MSDE, DEI/SES uses a results-based rubric for given indicators to evaluate each LITP's performance in meeting the State's identified targets. For Federal Fiscal Year (FFY) 2018 determinations, the St. Mary's County Infants and Toddlers Program has achieved the determination status of "**Meets Requirements.**"

Attached please find supporting documents:

1. *FFY 2018 Determination Overview* (identifies the Part C Indicators used to assign a local determination on pages 1 and 2 – please note that fiscal and complaints/due process hearing data continues to be used);
2. *FFY 2018 Local Determination Scoring Criteria* (provides a six-year graduated results driven accountability plan used to make a local determination by year);
3. *FFY 2018 Annual Report Card on SPP/APR Part C Indicators* (provides a three-year local data analysis and required actions); and
4. *DEI/SES Differentiated Framework: Tiers of Supervision and Support* (provides the framework used by the DEI/SES to guide the level of monitoring and corresponding level of performance support provided to LITPs).

To implement a results-driven accountability system, we continue to focus on the three child outcome indicators. In 2015, a revised baseline was required and new targets established. Please see the attached *Part C Child Outcomes Baselines and Targets for Local Determinations* document. The DEI/SES has developed one set of baselines and targets that are inclusive of both children who receive services from birth to three and children who receive services through an Extended Individualized Family Service Plan (IFSP). The decision to examine child outcomes as one group independent of age was unanimously supported by LITP Directors and Preschool Coordinators through a stakeholder discussion held in 2014. Please note the attached revised baseline and targets for local determinations of Maryland's LITPs will not be included in Maryland's Annual Performance Report (APR) to OSEP. For federal reporting, OSEP requested that Maryland report child outcomes data for children birth to three years separately from child outcomes data for children older than three so that comparisons could be made with other states that are not serving children through an IFSP after age three.

The shift to a more balanced accountability approach does not relieve the DEI/SES from ensuring compliance, correction of identified noncompliance, and the receipt of timely and accurate data. As a result of the accountability shift to an increased emphasis on results, an LITP's determination status may be impacted in the future.

Dr. James Scott Smith
June 4, 2020
Page Two

The DEI/SES continues to recognize and value the commitment and delivery of high quality services implemented by each LITP. For the FFY2018 local determinations, data were collected from July 1, 2018 to June 30, 2019. While these local determinations reflect program performance prior to the COVID-19 pandemic, the required local program responsive actions will be implemented during the recovery period. With the new need to support pandemic recovery efforts, the DEI/SES has revisited the previously disseminated determination criteria and has readjusted. For FFY 2018, the DEI/SES will not increase the number of results indicators required to "Meet requirements" as previously identified in FFY 2017. It is anticipated that the FFY 2019 criteria will include an increase in results indicators.

To support Maryland's commitment to narrow the opportunity and achievement gaps for infants, toddlers, and young children with disabilities and their families, the implementation of the *DEI/SES Strategic Plan: Moving Maryland Forward* provides a statewide differentiated framework for general supervision and performance support. Based upon comprehensive data analysis (including the SPP/APR local determination status), the St. Mary's County Infants and Toddlers Program has been assigned the "**Universal**" tier for the delivery of the DEI/SES technical assistance model for results. LITPs assigned to the Universal tier will receive a comprehensive monitoring from the DEI/SES every four years.

Local Infants and Toddlers Programs are strongly encouraged to work closely with their Local Interagency Coordinating Council (LICC) and Family Support Centers to perform an analysis of local data and infrastructure. The analysis should guide the development of strategies for data-informed decision-making, increased parent partnerships, strategic collaboration, and the use of evidence-based practices to improve the results for infants, toddlers, and young children with disabilities and their families. As we continue this shift in focus to results-driven accountability, the MSDE, DEI/SES will provide State and local professional learning opportunities.

Thank you for your hard work and commitment to excellence, equity, and efficiency. The MSDE is committed to supporting the efforts of the St. Mary's County Infants and Toddlers Program to improve results for infants, toddlers, and preschool age children with disabilities and their families. If you have any questions or wish to request technical assistance, please do not hesitate to call me at 410-767-0238.

Sincerely,





Marcella E. Franczkowski, M.S.
Assistant State Superintendent
Division of Early Intervention and
Special Education Services

MEF/BMM/cc



Attachments

c: Karen B. Salmon, Ph.D.
Carol A. Williamson, Ed.D.
Scott Szczerbiak
Cynthia Kilcoyne
Branch Chiefs

St. Mary's County Infants and Toddlers Program
Annual Data on Part C State Performance Plan (SPP) Priority Indicators
for the Period July 1, 2018 – June 30, 2019

Part C Annual SPP Performance Report							
SPP/APR Indicators  Results Indicator  Compliance Indicator		FFY 2018 (SFY 2019)			Action Required	Previous Results	
		State Target	Local Results	Target Met		FFY 2017	FFY 2016
2	Infants and Toddlers with IFSPs who receive services in natural environments COMAR 13A.13.01.07	94.00%	99.38%	Met	Target met. No further action required.	100%	100%
2 Ext IFSP	Infants and Toddlers with IFSPs who receive services in natural environments COMAR 13A.13.01.07	94.00%	100%	Met	Target met. No further action required.	97.37%	100%
3A	Birth - 4 Outcomes: Use of social – emotional skills COMAR 13A.13.01.08	59.87%	52.70%	Not Met	Target not met. Submit an Improvement Plan within 30 days from the date of this letter; identify the root causes and evidence-based practices to demonstrate improved child results.	57.84%	56.70%
	2. Exits within age expectations	60.14%	40.66%	Not Met	Target not met. Submit an Improvement Plan within 30 days from the date of this letter; identify the root causes and evidence-based practices to demonstrate improved child results.	59.40%	58.23%
3B	Birth - 4 Outcomes: Use of knowledge and skills COMAR 13A.13.01.08	63.21%	48.75%	Not Met	Target not met. Submit an Improvement Plan within 30 days from the date of this letter; identify the root causes and evidence-based practices to demonstrate improved child results.	60.38%	56.14%
	2. Exits within age expectations	55.03%	40.66%	Not Met	Target not met. Submit an Improvement Plan within 30 days from the date of this letter; identify the root causes and evidence-based practices to demonstrate improved child results.	60.90%	55.70%
3C	Birth - 4 Outcomes: Use of appropriate behaviors COMAR 13A.13.01.08	70.00%	56.63%	Not Met	Target not met. Submit an Improvement Plan within 30 days from the date of this letter; identify the root causes and evidence-based practices to demonstrate improved child results.	61.86%	57.14%

Part C Annual SPP Performance Report								
SPP/APR Indicators			FFY 2018 (SFY 2019)			Action Required	Previous Results	
Results Indicator	Compliance Indicator		State Target	Local Results	Target Met		FFY 2017	FFY 2016
		2. Exits within age expectations	50.52%	41.76%	Not Met	Target not met. Submit an Improvement Plan within 30 days from the date of this letter; identify the root causes and evidence-based practices to demonstrate improved child results.	54.89%	47.47%
4A		Families who report EIS helped them know their rights 20 U.S.C. 1416a(3)(A) and 1442	91.00%	96.94%	Met	Target met. No further action required.	100%	97.50%
4B		Families who report EIS helped them communicate their child's needs 20 U.S.C. 1416a(3)(A) and 1442	90.00%	97.94%	Met	Target met. No further action required.	98.46%	98.25%
4C		Families who report EIS helped them help their children develop and learn 20 U.S.C. 1416a(3)(A) and 1442	91.50%	95.88%	Met	Target met. No further action required.	98.46%	98.26%
5		Children birth to one served as a percentage of the population birth to one COMAR 13A.13.02.04	1.55%	1.84%	Met	Target met. No further action required.	1.26%	1.58%
6		Children birth to three served as a percentage of the population birth to 3 COMAR 13A.13.02.04	3.25%	3.85%	Met	Target met. No further action required.	3.62%	3.43%
1		Timely Delivery of IFSP Services COMAR 13A.13.01.07	100%	99.51%	Not Met	Target not met. Submit an Improvement Plan within 30 days from the date of this letter; identify the root causes and evidence-based practices to demonstrate improved child results.	100%	98.48%
7		Percentage of toddlers for whom the evaluation and the initial IFSP was within 45 days from the date of referral COMAR 13A.13.01.07	100%	99.34%	Not Met	Target not met. Submit an Improvement Plan within 30 days from the date of this letter; identify the root causes and evidence-based practices to demonstrate improved child results.	100%	99.43%
8A		Percentage of toddlers exiting Part C for whom transition steps and services were added to the IFSP at least 90 days, and not more than nine months, prior to the toddler's third birthday COMAR 13A.13.01.09	100%	100%	Met	Target met. No further action required.	100%	100%

Part C Annual SPP Performance Report							
SPP/APR Indicators		FFY 2018 (SFY 2019)			Action Required	Previous Results	
 Results Indicator	 Compliance Indicator	State Target	Local Results	Target Met		FFY 2017	FFY 2016
8B	Percentage of toddlers for whom the LEA and SEA were notified of potential Part B eligibility at least 90 days prior to the third birthday COMAR 13A.13.01.09	100%	100%	Met	Target met. No further action required.	100%	100%
8C	Percentage of children for whom the transition conference was held 90 days, and not more than nine months, prior to the toddler's third birthday COMAR 13A.13.01.09	100%	98.39%	Not Met	Target not met. Submit an Improvement Plan within 30 days from the date of this letter; identify the root causes and evidence-based practices to demonstrate improved child results.	100%	100%
	Correction of Noncompliance COMAR 13A.13.02.04	100%	100%	Met	Target met. No further action required.	100%	100%
	Timely and valid data	100%	100%	Met	Data and reports submitted in a timely and accurate manner. No further action required.	100%	100%
	Number of complaints filed	NA	0	NA	No further action required.	0	0
	Number of State complaints identified with violation(s)	NA	0	NA	No further action required.	0	0
	Number of State findings from State complaints corrected in a timely manner	NA	0	NA	No further action required.	0	0
	Number of due process hearings filed	NA	0	NA	No further action required.	0	0
	Number of due process hearings identified with violations	NA	0	NA	No further action required.	0	0
	Fiscal Accountability: Number of findings identified	NA	0	Met	No further action required.	0	100%



Karen B. Salmon, Ph.D.
State Superintendent of Schools

June 4, 2020

Dr. John B. Gaddis
Superintendent
Somerset County Public Schools
7982-A Tawes Campus Drive
Westover, Maryland 21871

Dear Dr. Gaddis:

The Maryland State Department of Education (MSDE), Division of Early Intervention and Special Education Services (DEI/SES) is required by the United States Department of Education (USDE), Office of Special Education Programs (OSEP) to make determinations annually regarding the performance of each local Infants and Toddlers Program (LITP) using one of the following four determination categories: “Meets Requirements,” “Needs Assistance,” “Needs Intervention,” or “Needs Substantial Intervention” [34 CFR §§303.700 and 300.703]. The MSDE, DEI/SES uses a results-based rubric for given indicators to evaluate each LITP’s performance in meeting the State’s identified targets. For Federal Fiscal Year (FFY) 2018 determinations, the Somerset County Infants and Toddlers Program has achieved the determination status of “**Meets Requirements.**”

Attached please find supporting documents:

1. *FFY 2018 Determination Overview* (identifies the Part C Indicators used to assign a local determination on pages 1 and 2 – please note that fiscal and complaints/due process hearing data continues to be used);
2. *FFY 2018 Local Determination Scoring Criteria* (provides a six-year graduated results driven accountability plan used to make a local determination by year);
3. *FFY 2018 Annual Report Card on SPP/APR Part C Indicators* (provides a three-year local data analysis and required actions); and
4. *DEI/SES Differentiated Framework: Tiers of Supervision and Support* (provides the framework used by the DEI/SES to guide the level of monitoring and corresponding level of performance support provided to LITPs).

To implement a results-driven accountability system, we continue to focus on the three child outcome indicators. In 2015, a revised baseline was required and new targets established. Please see the attached *Part C Child Outcomes Baselines and Targets for Local Determinations* document. The DEI/SES has developed one set of baselines and targets that are inclusive of both children who receive services from birth to three and children who receive services through an Extended Individualized Family Service Plan (IFSP). The decision to examine child outcomes as one group independent of age was unanimously supported by LITP Directors and Preschool Coordinators through a stakeholder discussion held in 2014. Please note the attached revised baseline and targets for local determinations of Maryland’s LITPs will not be included in Maryland’s Annual Performance Report (APR) to OSEP. For federal reporting, OSEP requested that Maryland report child outcomes data for children birth to three years separately from child outcomes data for children older than three so that comparisons could be made with other states that are not serving children through an IFSP after age three.

The shift to a more balanced accountability approach does not relieve the DEI/SES from ensuring compliance, correction of identified noncompliance, and the receipt of timely and accurate data. As a result of the accountability shift to an increased emphasis on results, an LITP’s determination status may be impacted in the future.

Dr. John B. Gaddis
June 4, 2020
Page Two

The DEI/SES continues to recognize and value the commitment and delivery of high quality services implemented by each LITP. For the FFY2018 local determinations, data were collected from July 1, 2018 to June 30, 2019. While these local determinations reflect program performance prior to the COVID-19 pandemic, the required local program responsive actions will be implemented during the recovery period. With the new need to support pandemic recovery efforts, the DEI/SES has revisited the previously disseminated determination criteria and has readjusted. For FFY 2018, the DEI/SES will not increase the number of results indicators required to "Meet requirements" as previously identified in FFY 2017. It is anticipated that the FFY 2019 criteria will include an increase in results indicators.

To support Maryland's commitment to narrow the opportunity and achievement gaps for infants, toddlers, and young children with disabilities and their families, the implementation of the *DEI/SES Strategic Plan: Moving Maryland Forward* provides a statewide differentiated framework for general supervision and performance support. Based upon comprehensive data analysis (including the SPP/APR local determination status), the Somerset County Infants and Toddlers Program has been assigned the "**Universal**" tier for the delivery of the DEI/SES technical assistance model for results. LITPs assigned to the Universal tier will receive a comprehensive monitoring from the DEI/SES every four years.

Local Infants and Toddlers Programs are strongly encouraged to work closely with their Local Interagency Coordinating Council (LICC) and Family Support Centers to perform an analysis of local data and infrastructure. The analysis should guide the development of strategies for data-informed decision-making, increased parent partnerships, strategic collaboration, and the use of evidence-based practices to improve the results for infants, toddlers, and young children with disabilities and their families. As we continue this shift in focus to results-driven accountability, the MSDE, DEI/SES will provide State and local professional learning opportunities.

Thank you for your hard work and commitment to excellence, equity, and efficiency. The MSDE is committed to supporting the efforts of the Somerset County Infants and Toddlers Program to improve results for infants, toddlers, and preschool age children with disabilities and their families. If you have any questions or wish to request technical assistance, please do not hesitate to call me at 410-767-0238.

Sincerely,



Marcella E. Franczkowski, M.S.
Assistant State Superintendent
Division of Early Intervention and
Special Education Services

MEF/BMM/cc

Attachments

c: Karen B. Salmon, Ph.D.
Carol A. Williamson, Ed.D.
Cheryl A. O'Neal
Branch Chiefs

Somerset County Infants and Toddlers Program
Annual Data on Part C State Performance Plan (SPP) Priority Indicators
for the Period July 1, 2018 – June 30, 2019

Part C Annual SPP Performance Report								
SPP/APR Indicators <div><div></div> Results Indicator</div> <div><div></div> Compliance Indicator</div>			FFY 2018 (SFY 2019)			Action Required	Previous Results	
			State Target	Local Results	Target Met		FFY 2017	FFY 2016
2	Infants and Toddlers with IFSPs who receive services in natural environments COMAR 13A.13.01.07		94.00%	100%	Met	Target met. No further action required.	100%	100%
2 Ext IFSP	Infants and Toddlers with IFSPs who receive services in natural environments COMAR 13A.13.01.07		94.00%	100%	Met	Target met. No further action required.	100%	100%
3A	Birth - 4 Outcomes: Use of social – emotional skills COMAR 13A.13.01.08	1. Exits with substantial growth	59.87%	100%	Met	Target met. No further action required.	66.67%	42.86%
		2. Exits within age expectations	60.14%	87.50%	Met	Target met. No further action required.	36.36%	33.33%
3B	Birth - 4 Outcomes: Use of knowledge and skills COMAR 13A.13.01.08	1. Exits with substantial growth	63.21%	80.00%	Met	Target met. No further action required.	50.00%	42.86%
		2. Exits within age expectations	55.03%	87.50%	Met	Target met. No further action required.	45.45%	33.33%
3C	Birth - 4 Outcomes: Use of appropriate behaviors COMAR 13A.13.01.08	1. Exits with substantial growth	70.00%	100%	Met	Target met. No further action required.	87.50%	50.00%
		2. Exits within age expectations	50.52%	87.50%	Met	Target met. No further action required.	63.64%	33.33%
4A	Families who report EIS helped them know their rights 20 U.S.C. 1416a(3)(A) and 1442		91.00%	81.82%	Not Met	Target not met. Submit an Improvement Plan within 30 days from the date of this letter; identify the root causes and evidence-based practices to demonstrate improved child results.	100%	--
4B	Families who report EIS helped them communicate their child’s needs 20 U.S.C. 1416a(3)(A) and 1442		90.00%	81.82%	Not Met	Target not met. Submit an Improvement Plan within 30 days from the date of this letter; identify the root causes and evidence-based practices to demonstrate improved child results.	100%	--

Part C Annual SPP Performance Report							
SPP/APR Indicators		FFY 2018 (SFY 2019)			Action Required	Previous Results	
Results Indicator	Compliance Indicator	State Target	Local Results	Target Met		FFY 2017	FFY 2016
4C	Families who report EIS helped them help their children develop and learn 20 U.S.C. 1416a(3)(A) and 1442	91.50%	81.82%	Not Met	Target not met. Submit an Improvement Plan within 30 days from the date of this letter; identify the root causes and evidence-based practices to demonstrate improved child results.	100%	--
5	Children birth to one served as a percentage of the population birth to one COMAR 13A.13.02.04	1.55%	0.83%	Not Met	Target not met. Submit an Improvement Plan within 30 days from the date of this letter; identify the root causes and evidence-based practices to demonstrate improved child results.	0.41%	1.26%
6	Children birth to three served as a percentage of the population birth to 3 COMAR 13A.13.02.04	3.25%	2.09%	Not Met	Target not met. Submit an Improvement Plan within 30 days from the date of this letter; identify the root causes and evidence-based practices to demonstrate improved child results.	2.36%	2.05%
1	Timely Delivery of IFSP Services COMAR 13A.13.01.07	100%	100%	Met	Target met. No further action required.	100%	100%
7	Percentage of toddlers for whom the evaluation and the initial IFSP was within 45 days from the date of referral COMAR 13A.13.01.07	100%	100%	Met	Target met. No further action required.	100%	80.00%
8A	Percentage of toddlers exiting Part C for whom transition steps and services were added to the IFSP at least 90 days, and not more than nine months, prior to the toddler's third birthday COMAR 13A.13.01.09	100%	100%	Met	Target met. No further action required. Subsequent data demonstrated correction of the pervious noncompliance identified in FFY 17-18 within one year of the written finding.	92.31%	83.33%
8B	Percentage of toddlers for whom the LEA and SEA were notified of potential Part B eligibility at least 90 days prior to the third birthday COMAR 13A.13.01.09	100%	100%	Met	Target met. No further action required.	100%	100%

Part C Annual SPP Performance Report							
SPP/APR Indicators		FFY 2018 (SFY 2019)			Action Required	Previous Results	
Results Indicator	Compliance Indicator	State Target	Local Results	Target Met		FFY 2017	FFY 2016
8C	Percentage of children for whom the transition conference was held 90 days, and not more than nine months, prior to the toddler's third birthday COMAR 13A.13.01.09	100%	100%	Met	Target met. No further action required. Subsequent data demonstrated correction of the pervious noncompliance identified in FFY 17-18 within one year of the written finding.	84.62%	83.33%
	Correction of Noncompliance COMAR 13A.13.02.04	100%	100%	Met	Target met. No further action required.	100%	100%
	Timely and valid data	100%	100%	Met	Data and reports submitted in a timely and accurate manner. No further action required.	100%	100%
	Number of complaints filed	NA	0	NA	No further action required.	0	0
	Number of State complaints identified with violation(s)	NA	0	NA	No further action required.	0	0
	Number of State findings from State complaints corrected in a timely manner	NA	0	NA	No further action required.	0	0
	Number of due process hearings filed	NA	0	NA	No further action required.	0	0
	Number of due process hearings identified with violations	NA	0	NA	No further action required.	0	0
	Fiscal Accountability: Number of findings identified	NA	0	Met	No further action required.	0	100%



Karen B. Salmon, Ph.D.
State Superintendent of Schools

June 4, 2020

Dr. Kelly L. Griffith
Superintendent
Talbot County Public Schools
P. O. Box 1029
Easton, MD 21601

Dear Dr. Griffith:

The Maryland State Department of Education (MSDE), Division of Early Intervention and Special Education Services (DEI/SES) is required by the United States Department of Education (USDE), Office of Special Education Programs (OSEP) to make determinations annually regarding the performance of each local Infants and Toddlers Program (LITP) using one of the following four determination categories: “Meets Requirements,” “Needs Assistance,” “Needs Intervention,” or “Needs Substantial Intervention” [34 CFR §§303.700 and 300.703]. The MSDE, DEI/SES uses a results-based rubric for given indicators to evaluate each LITP’s performance in meeting the State’s identified targets. For Federal Fiscal Year (FFY) 2018 determinations, the Talbot County Infants and Toddlers Program has achieved the determination status of “**Meets Requirements.**”

Attached please find supporting documents:

1. *FFY 2018 Determination Overview* (identifies the Part C Indicators used to assign a local determination on pages 1 and 2 – please note that fiscal and complaints/due process hearing data continues to be used);
2. *FFY 2018 Local Determination Scoring Criteria* (provides a six-year graduated results driven accountability plan used to make a local determination by year);
3. *FFY 2018 Annual Report Card on SPP/APR Part C Indicators* (provides a three-year local data analysis and required actions); and
4. *DEI/SES Differentiated Framework: Tiers of Supervision and Support* (provides the framework used by the DEI/SES to guide the level of monitoring and corresponding level of performance support provided to LITPs).

To implement a results-driven accountability system, we continue to focus on the three child outcome indicators. In 2015, a revised baseline was required and new targets established. Please see the attached *Part C Child Outcomes Baselines and Targets for Local Determinations* document. The DEI/SES has developed one set of baselines and targets that are inclusive of both children who receive services from birth to three and children who receive services through an Extended Individualized Family Service Plan (IFSP). The decision to examine child outcomes as one group independent of age was unanimously supported by LITP Directors and Preschool Coordinators through a stakeholder discussion held in 2014. Please note the attached revised baseline and targets for local determinations of Maryland’s LITPs will not be included in Maryland’s Annual Performance Report (APR) to OSEP. For federal reporting, OSEP requested that Maryland report child outcomes data for children birth to three years separately from child outcomes data for children older than three so that comparisons could be made with other states that are not serving children through an IFSP after age three.

The shift to a more balanced accountability approach does not relieve the DEI/SES from ensuring compliance, correction of identified noncompliance, and the receipt of timely and accurate data. As a result of the accountability shift to an increased emphasis on results, an LITP’s determination status may be impacted in the future.

Dr. Kelly L. Griffith
June 4, 2020
Page Two

The DEI/SES continues to recognize and value the commitment and delivery of high quality services implemented by each LITP. For the FFY2018 local determinations, data were collected from July 1, 2018 to June 30, 2019. While these local determinations reflect program performance prior to the COVID-19 pandemic, the required local program responsive actions will be implemented during the recovery period. With the new need to support pandemic recovery efforts, the DEI/SES has revisited the previously disseminated determination criteria and has readjusted. For FFY 2018, the DEI/SES will not increase the number of results indicators required to "Meet requirements" as previously identified in FFY 2017. It is anticipated that the FFY 2019 criteria will include an increase in results indicators.

To support Maryland's commitment to narrow the opportunity and achievement gaps for infants, toddlers, and young children with disabilities and their families, the implementation of the *DEI/SES Strategic Plan: Moving Maryland Forward* provides a statewide differentiated framework for general supervision and performance support. Based upon comprehensive data analysis (including the SPP/APR local determination status), the Talbot County Infants and Toddlers Program has been assigned the "**Universal**" tier for the delivery of the DEI/SES technical assistance model for results. LITPs assigned to the Universal tier will receive a comprehensive monitoring from the DEI/SES every four years.

Local Infants and Toddlers Programs are strongly encouraged to work closely with their Local Interagency Coordinating Council (LICC) and Family Support Centers to perform an analysis of local data and infrastructure. The analysis should guide the development of strategies for data-informed decision-making, increased parent partnerships, strategic collaboration, and the use of evidence-based practices to improve the results for infants, toddlers, and young children with disabilities and their families. As we continue this shift in focus to results-driven accountability, the MSDE, DEI/SES will provide State and local professional learning opportunities.

Thank you for your hard work and commitment to excellence, equity, and efficiency. The MSDE is committed to supporting the efforts of the Talbot County Infants and Toddlers Program to improve results for infants, toddlers, and preschool age children with disabilities and their families. If you have any questions or wish to request technical assistance, please do not hesitate to call me at 410-767-0238.

Sincerely,





Marcella E. Franczkowski, M.S.
Assistant State Superintendent
Division of Early Intervention and
Special Education Services

MEF/BMM/cc

Attachments

c: Karen B. Salmon, Ph.D.
Carol A. Williamson, Ed.D.
Kristin Mentges
Michelle Y. Steelman
Branch Chiefs

Talbot County Infants and Toddlers Program
Annual Data on Part C State Performance Plan (SPP) Priority Indicators
for the Period July 1, 2018 – June 30, 2019

Part C Annual SPP Performance Report							
SPP/APR Indicators  Results Indicator  Compliance Indicator		FFY 2018 (SFY 2019)			Action Required	Previous Results	
		State Target	Local Results	Target Met		FFY 2017	FFY 2016
2	Infants and Toddlers with IFSPs who receive services in natural environments COMAR 13A.13.01.07	94.00%	100%	Met	Target met. No further action required.	100%	100%
2 Ext IFSP	Infants and Toddlers with IFSPs who receive services in natural environments COMAR 13A.13.01.07	94.00%	100%	Met	Target met. No further action required.	100%	100%
3A	Birth - 4 Outcomes: Use of social – emotional skills COMAR 13A.13.01.08	59.87%	78.95%	Met	Target met. No further action required.	71.88%	64.00%
	2. Exits within age expectations	60.14%	75.93%	Met	Target met. No further action required.	72.00%	59.52%
3B	Birth - 4 Outcomes: Use of knowledge and skills COMAR 13A.13.01.08	63.21%	83.33%	Met	Target met. No further action required.	71.79%	68.97%
	2. Exits within age expectations	55.03%	75.93%	Met	Target met. No further action required.	64.00%	59.52%
3C	Birth - 4 Outcomes: Use of appropriate behaviors COMAR 13A.13.01.08	70.00%	76.09%	Met	Target met. No further action required.	80.00%	77.50%
	2. Exits within age expectations	50.52%	70.37%	Met	Target met. No further action required.	62.00%	61.90%
4A	Families who report EIS helped them know their rights 20 U.S.C. 1416a(3)(A) and 1442	91.00%	100%	Met	Target met. No further action required.	100%	100%
4B	Families who report EIS helped them communicate their child's needs 20 U.S.C. 1416a(3)(A) and 1442	90.00%	100%	Met	Target met. No further action required.	96.67%	100%

Part C Annual SPP Performance Report							
SPP/APR Indicators		FFY 2018 (SFY 2019)			Action Required	Previous Results	
Results Indicator	Compliance Indicator	State Target	Local Results	Target Met		FFY 2017	FFY 2016
4C	Families who report EIS helped them help their children develop and learn 20 U.S.C. 1416a(3)(A) and 1442	91.50%	100%	Met	Target met. No further action required.	100%	100%
5	Children birth to one served as a percentage of the population birth to one COMAR 13A.13.02.04	1.55%	5.65%	Met	Target met. No further action required.	4.39%	5.88%
6	Children birth to three served as a percentage of the population birth to 3 COMAR 13A.13.02.04	3.25%	8.18%	Met	Target met. No further action required.	6.35%	5.86%
1	Timely Delivery of IFSP Services COMAR 13A.13.01.07	100%	100%	Met	Target met. No further action required.	100%	100%
7	Percentage of toddlers for whom the evaluation and the initial IFSP was within 45 days from the date of referral COMAR 13A.13.01.07	100%	97.22%	Not Met	Target not met. Submit an Improvement Plan within 30 days from the date of this letter; identify the root causes and evidence-based practices to demonstrate improved child results.	100%	100%
8A	Percentage of toddlers exiting Part C for whom transition steps and services were added to the IFSP at least 90 days, and not more than nine months, prior to the toddler's third birthday COMAR 13A.13.01.09	100%	100%	Met	Target met. No further action required.	100%	100%
8B	Percentage of toddlers for whom the LEA and SEA were notified of potential Part B eligibility at least 90 days prior to the third birthday COMAR 13A.13.01.09	100%	100%	Met	Target met. No further action required.	100%	100%
8C	Percentage of children for whom the transition conference was held 90 days, and not more than nine months, prior to the toddler's third birthday COMAR 13A.13.01.09	100%	100%	Met	Target met. No further action required.	100%	100%
	Correction of Noncompliance COMAR 13A.13.02.04	100%	100%	Met	Target met. No further action required.	100%	100%
	Timely and valid data	100%	100%	Met	Data and reports submitted in a timely and accurate manner. No further action required.	100%	100%

Part C Annual SPP Performance Report							
SPP/APR Indicators		FFY 2018 (SFY 2019)			Action Required	Previous Results	
Results Indicator	Compliance Indicator	State Target	Local Results	Target Met		FFY 2017	FFY 2016
	Number of complaints filed	NA	0	NA	No further action required.	0	0
	Number of State complaints identified with violation(s)	NA	0	NA	No further action required.	0	0
	Number of State findings from State complaints corrected in a timely manner	NA	0	NA	No further action required.	0	0
	Number of due process hearings filed	NA	0	NA	No further action required.	0	0
	Number of due process hearings identified with violations	NA	0	NA	No further action required.	0	0
	Fiscal Accountability: Number of findings identified	NA	0	Met	No further action required.	0	100%



Karen B. Salmon, Ph.D.
State Superintendent of Schools

June 4, 2020

Dr. Boyd J. Michael III
Superintendent
Washington County Public Schools
10435 Downsville Pike
Hagerstown, Maryland 21740

Dear Dr. Michael:

The Maryland State Department of Education (MSDE), Division of Early Intervention and Special Education Services (DEI/SES) is required by the United States Department of Education (USDE), Office of Special Education Programs (OSEP) to make determinations annually regarding the performance of each local Infants and Toddlers Program (LITP) using one of the following four determination categories: “Meets Requirements,” “Needs Assistance,” “Needs Intervention,” or “Needs Substantial Intervention” [34 CFR §§303.700 and 300.703]. The MSDE, DEI/SES uses a results-based rubric for given indicators to evaluate each LITP’s performance in meeting the State’s identified targets. For Federal Fiscal Year (FFY) 2018 determinations, the Washington County Infants and Toddlers Program has achieved the determination status of **“Meets Requirements.”**

Attached please find supporting documents:

1. *FFY 2018 Determination Overview* (identifies the Part C Indicators used to assign a local determination on pages 1 and 2 – please note that fiscal and complaints/due process hearing data continues to be used);
2. *FFY 2018 Local Determination Scoring Criteria* (provides a six-year graduated results driven accountability plan used to make a local determination by year);
3. *FFY 2018 Annual Report Card on SPP/APR Part C Indicators* (provides a three-year local data analysis and required actions); and
4. *DEI/SES Differentiated Framework: Tiers of Supervision and Support* (provides the framework used by the DEI/SES to guide the level of monitoring and corresponding level of performance support provided to LITPs).

To implement a results-driven accountability system, we continue to focus on the three child outcome indicators. In 2015, a revised baseline was required and new targets established. Please see the attached *Part C Child Outcomes Baselines and Targets for Local Determinations* document. The DEI/SES has developed one set of baselines and targets that are inclusive of both children who receive services from birth to three and children who receive services through an Extended Individualized Family Service Plan (IFSP). The decision to examine child outcomes as one group independent of age was unanimously supported by LITP Directors and Preschool Coordinators through a stakeholder discussion held in 2014. Please note the attached revised baseline and targets for local determinations of Maryland’s LITPs will not be included in Maryland’s Annual Performance Report (APR) to OSEP. For federal reporting, OSEP requested that Maryland report child outcomes data for children birth to three years separately from child outcomes data for children older than three so that comparisons could be made with other states that are not serving children through an IFSP after age three.

The shift to a more balanced accountability approach does not relieve the DEI/SES from ensuring compliance, correction of identified noncompliance, and the receipt of timely and accurate data. As a result of the accountability shift to an increased emphasis on results, an LITP’s determination status may be impacted in the future.

Dr. Boyd J. Michael III
June 4, 2020
Page Two

The DEI/SES continues to recognize and value the commitment and delivery of high quality services implemented by each LITP. For the FFY2018 local determinations, data were collected from July 1, 2018 to June 30, 2019. While these local determinations reflect program performance prior to the COVID-19 pandemic, the required local program responsive actions will be implemented during the recovery period. With the new need to support pandemic recovery efforts, the DEI/SES has revisited the previously disseminated determination criteria and has readjusted. For FFY 2018, the DEI/SES will not increase the number of results indicators required to "Meet requirements" as previously identified in FFY 2017. It is anticipated that the FFY 2019 criteria will include an increase in results indicators.

To support Maryland's commitment to narrow the opportunity and achievement gaps for infants, toddlers, and young children with disabilities and their families, the implementation of the *DEI/SES Strategic Plan: Moving Maryland Forward* provides a statewide differentiated framework for general supervision and performance support. Based upon comprehensive data analysis (including the SPP/APR local determination status), the Washington County Infants and Toddlers Program has been assigned the "**Universal**" tier for the delivery of the DEI/SES technical assistance model for results. LITPs assigned to the Universal tier will receive a comprehensive monitoring from the DEI/SES every four years.

Local Infants and Toddlers Programs are strongly encouraged to work closely with their Local Interagency Coordinating Council (LICC) and Family Support Centers to perform an analysis of local data and infrastructure. The analysis should guide the development of strategies for data-informed decision-making, increased parent partnerships, strategic collaboration, and the use of evidence-based practices to improve the results for infants, toddlers, and young children with disabilities and their families. As we continue this shift in focus to results-driven accountability, the MSDE, DEI/SES will provide State and local professional learning opportunities.

Thank you for your hard work and commitment to excellence, equity, and efficiency. The MSDE is committed to supporting the efforts of the Washington County Infants and Toddlers Program to improve results for infants, toddlers, and preschool age children with disabilities and their families. If you have any questions or wish to request technical assistance, please do not hesitate to call me at 410-767-0238.

Sincerely,



Marcella E. Franczkowski, M.S.
Assistant State Superintendent
Division of Early Intervention and
Special Education Services

MEF/BMM/cc

Attachments

c: Karen B. Salmon, Ph.D.
Carol A. Williamson, Ed.D.
Jeff Gladhill, Ed.D.
Mariam Robins
Branch Chiefs

Washington County Infants and Toddlers Program
Annual Data on Part C State Performance Plan (SPP) Priority Indicators
for the Period July 1, 2018 – June 30, 2019

Part C Annual SPP Performance Report								
SPP/APR Indicators <div><div></div> Results Indicator</div> <div><div></div> Compliance Indicator</div>			FFY 2018 (SFY 2019)			Action Required	Previous Results	
			State Target	Local Results	Target Met		FFY 2017	FFY 2016
2	Infants and Toddlers with IFSPs who receive services in natural environments COMAR 13A.13.01.07		94.00%	100%	Met	Target met. No further action required.	100%	99.44%
2 Ext IFSP	Infants and Toddlers with IFSPs who receive services in natural environments COMAR 13A.13.01.07		94.00%	85.45%	Not Met	Target not met, but all services provided in a non-natural environment had a justification based on the child’s needs. No further action required.	100%	100%
3A	Birth - 4 Outcomes: Use of social – emotional skills COMAR 13A.13.01.08	1. Exits with substantial growth	59.87%	54.55%	Not Met	Target not met. Submit an Improvement Plan within 30 days from the date of this letter; identify the root causes and evidence-based practices to demonstrate improved child results.	45.36%	52.75%
		2. Exits within age expectations	60.14%	47.67%	Not Met	Target not met. Submit an Improvement Plan within 30 days from the date of this letter; identify the root causes and evidence-based practices to demonstrate improved child results.	42.86%	55.00%
3B	Birth - 4 Outcomes: Use of knowledge and skills COMAR 13A.13.01.08	1. Exits with substantial growth	63.21%	57.14%	Not Met	Target not met. Submit an Improvement Plan within 30 days from the date of this letter; identify the root causes and evidence-based practices to demonstrate improved child results.	63.28%	51.72%
		2. Exits within age expectations	55.03%	34.88%	Not Met	Target not met. Submit an Improvement Plan within 30 days from the date of this letter; identify the root causes and evidence-based practices to demonstrate improved child results.	35.00%	42.14%
3C	Birth - 4 Outcomes: Use of appropriate behaviors COMAR 13A.13.01.08	1. Exits with substantial growth	70.00%	60.00%	Not Met	Target not met. Submit an Improvement Plan within 30 days from the date of this letter; identify the root causes and evidence-based practices to demonstrate improved child results.	59.84%	69.75%

Part C Annual SPP Performance Report								
SPP/APR Indicators			FFY 2018 (SFY 2019)			Action Required	Previous Results	
Results Indicator	Compliance Indicator		State Target	Local Results	Target Met		FFY 2017	FFY 2016
		2. Exits within age expectations	50.52%	44.19%	Not Met	Target not met. Submit an Improvement Plan within 30 days from the date of this letter; identify the root causes and evidence-based practices to demonstrate improved child results.	41.43%	39.39%
4A		Families who report EIS helped them know their rights 20 U.S.C. 1416a(3)(A) and 1442	91.00%	98.25%	Met	Target met. No further action required.	98.06%	95.04%
4B		Families who report EIS helped them communicate their child's needs 20 U.S.C. 1416a(3)(A) and 1442	90.00%	97.32%	Met	Target met. No further action required.	95.15%	97.46%
4C		Families who report EIS helped them help their children develop and learn 20 U.S.C. 1416a(3)(A) and 1442	91.50%	98.23%	Met	Target met. No further action required.	100%	97.44%
5		Children birth to one served as a percentage of the population birth to one COMAR 13A.13.02.04	1.55%	2.33%	Met	Target met. No further action required.	1.85%	1.68%
6		Children birth to three served as a percentage of the population birth to 3 COMAR 13A.13.02.04	3.25%	3.44%	Met	Target met. No further action required.	3.32%	3.40%
1		Timely Delivery of IFSP Services COMAR 13A.13.01.07	100%	99.61%	Not Met	Target not met. Submit an Improvement Plan within 30 days from the date of this letter; identify the root causes and evidence-based practices to demonstrate improved child results. Correction of the noncompliance must be demonstrated and verified within one year. Subsequent data demonstrated correction of the previous noncompliance identified in FFY 17-18 within one year of the written finding.	99.56%	99.59%
7		Percentage of toddlers for whom the evaluation and the initial IFSP was within 45 days from the date of referral COMAR 13A.13.01.07	100%	100%	Met	Target met. No further action required.	100%	100%

Part C Annual SPP Performance Report							
SPP/APR Indicators		FFY 2018 (SFY 2019)			Action Required	Previous Results	
Results Indicator	Compliance Indicator	State Target	Local Results	Target Met		FFY 2017	FFY 2016
8A	Percentage of toddlers exiting Part C for whom transition steps and services were added to the IFSP at least 90 days, and not more than nine months, prior to the toddler's third birthday COMAR 13A.13.01.09	100%	100%	Met	Target met. No further action required.	100%	100%
8B	Percentage of toddlers for whom the LEA and SEA were notified of potential Part B eligibility at least 90 days prior to the third birthday COMAR 13A.13.01.09	100%	100%	Met	Target met. No further action required.	100%	100%
8C	Percentage of children for whom the transition conference was held 90 days, and not more than nine months, prior to the toddler's third birthday COMAR 13A.13.01.09	100%	100%	Met	Target met. No further action required.	100%	100%
	Correction of Noncompliance COMAR 13A.13.02.04	100%	100%	Met	Target met. No further action required.	100%	100%
	Timely and valid data	100%	100%	Met	Data and reports submitted in a timely and accurate manner. No further action required.	100%	100%
	Number of complaints filed	NA	0	NA	No further action required.	0	0
	Number of State complaints identified with violation(s)	NA	0	NA	No further action required.	0	0
	Number of State findings from State complaints corrected in a timely manner	NA	0	NA	No further action required.	0	0
	Number of due process hearings filed	NA	0	NA	No further action required.	0	0
	Number of due process hearings identified with violations	NA	0	NA	No further action required.	0	0
	Fiscal Accountability: Number of findings identified	NA	0	Met	No further action required.	0	100%

0



Karen B. Salmon, Ph.D.
State Superintendent of Schools

June 4, 2020

Dr. Donna C. Hanlin
Superintendent
Wicomico County Board of Education
P. O. Box 1538
Salisbury, Maryland 21802-1538

Dear Dr. Hanlin:

The Maryland State Department of Education (MSDE), Division of Early Intervention and Special Education Services (DEI/SES) is required by the United States Department of Education (USDE), Office of Special Education Programs (OSEP) to make determinations annually regarding the performance of each local Infants and Toddlers Program (LITP) using one of the following four determination categories: “Meets Requirements,” “Needs Assistance,” “Needs Intervention,” or “Needs Substantial Intervention” [34 CFR §§303.700 and 300.703]. The MSDE, DEI/SES uses a results-based rubric for given indicators to evaluate each LITP’s performance in meeting the State’s identified targets. For Federal Fiscal Year (FFY) 2018 determinations, the Wicomico County Infants and Toddlers Program has achieved the determination status of “**Meets Requirements.**”

Attached please find supporting documents:

1. *FFY 2018 Determination Overview* (identifies the Part C Indicators used to assign a local determination on pages 1 and 2 – please note that fiscal and complaints/due process hearing data continues to be used);
2. *FFY 2018 Local Determination Scoring Criteria* (provides a six-year graduated results driven accountability plan used to make a local determination by year);
3. *FFY 2018 Annual Report Card on SPP/APR Part C Indicators* (provides a three-year local data analysis and required actions); and
4. *DEI/SES Differentiated Framework: Tiers of Supervision and Support* (provides the framework used by the DEI/SES to guide the level of monitoring and corresponding level of performance support provided to LITPs).

To implement a results-driven accountability system, we continue to focus on the three child outcome indicators. In 2015, a revised baseline was required and new targets established. Please see the attached *Part C Child Outcomes Baselines and Targets for Local Determinations* document. The DEI/SES has developed one set of baselines and targets that are inclusive of both children who receive services from birth to three and children who receive services through an Extended Individualized Family Service Plan (IFSP). The decision to examine child outcomes as one group independent of age was unanimously supported by LITP Directors and Preschool Coordinators through a stakeholder discussion held in 2014. Please note the attached revised baseline and targets for local determinations of Maryland’s LITPs will not be included in Maryland’s Annual Performance Report (APR) to OSEP. For federal reporting, OSEP requested that Maryland report child outcomes data for children birth to three years separately from child outcomes data for children older than three so that comparisons could be made with other states that are not serving children through an IFSP after age three.

The shift to a more balanced accountability approach does not relieve the DEI/SES from ensuring compliance, correction of identified noncompliance, and the receipt of timely and accurate data. As a result of the accountability shift to an increased emphasis on results, an LITP’s determination status may be impacted in the future.

Dr. Donna C. Hanlin
June 4, 2020
Page Two

The DEI/SES continues to recognize and value the commitment and delivery of high quality services implemented by each LITP. For the FFY2018 local determinations, data were collected from July 1, 2018 to June 30, 2019. While these local determinations reflect program performance prior to the COVID-19 pandemic, the required local program responsive actions will be implemented during the recovery period. With the new need to support pandemic recovery efforts, the DEI/SES has revisited the previously disseminated determination criteria and has readjusted. For FFY 2018, the DEI/SES will not increase the number of results indicators required to "Meet requirements" as previously identified in FFY 2017. It is anticipated that the FFY 2019 criteria will include an increase in results indicators.

To support Maryland's commitment to narrow the opportunity and achievement gaps for infants, toddlers, and young children with disabilities and their families, the implementation of the *DEI/SES Strategic Plan: Moving Maryland Forward* provides a statewide differentiated framework for general supervision and performance support. Based upon comprehensive data analysis (including the SPP/APR local determination status), the Wicomico County Infants and Toddlers Program has been assigned the "**Universal**" tier for the delivery of the DEI/SES technical assistance model for results. LITPs assigned to the Universal tier will receive a comprehensive monitoring from the DEI/SES every four years.

Local Infants and Toddlers Programs are strongly encouraged to work closely with their Local Interagency Coordinating Council (LICC) and Family Support Centers to perform an analysis of local data and infrastructure. The analysis should guide the development of strategies for data-informed decision-making, increased parent partnerships, strategic collaboration, and the use of evidence-based practices to improve the results for infants, toddlers, and young children with disabilities and their families. As we continue this shift in focus to results-driven accountability, the MSDE, DEI/SES will provide State and local professional learning opportunities.

Thank you for your hard work and commitment to excellence, equity, and efficiency. The MSDE is committed to supporting the efforts of the Wicomico County Infants and Toddlers Program to improve results for infants, toddlers, and preschool age children with disabilities and their families. If you have any questions or wish to request technical assistance, please do not hesitate to call me at 410-767-0238.

Sincerely,





Marcella E. Franczkowski, M.S.
Assistant State Superintendent
Division of Early Intervention and
Special Education Services



MEF/BMM/cc

Attachments

c: Karen B. Salmon, Ph.D.
Carol A. Williamson, Ed.D.
Bonnie L. Walston
Patricia Adkins
Branch Chiefs

Wicomico County Infants and Toddlers Program
Annual Data on Part C State Performance Plan (SPP) Priority Indicators
for the Period July 1, 2018 – June 30, 2019

Part C Annual SPP Performance Report								
SPP/APR Indicators			FFY 2018 (SFY 2019)			Action Required	Previous Results	
 Results Indicator	 Compliance Indicator		State Target	Local Results	Target Met		FFY 2017	FFY 2016
2	Infants and Toddlers with IFSPs who receive services in natural environments COMAR 13A.13.01.07		94.00%	100%	Met	Target met. No further action required.	100%	100%
2 Ext IFSP	Infants and Toddlers with IFSPs who receive services in natural environments COMAR 13A.13.01.07		94.00%	100%	Met	Target met. No further action required.	100%	100%
3A	Birth - 4 Outcomes: Use of social – emotional skills COMAR 13A.13.01.08	1. Exits with substantial growth	59.87%	68.42%	Met	Target met. No further action required.	45.24%	52.08%
		2. Exits within age expectations	60.14%	58.33%	Not Met	Target not met. Submit an Improvement Plan within 30 days from the date of this letter; identify the root causes and evidence-based practices to demonstrate improved child results.	48.21%	67.47%
3B	Birth - 4 Outcomes: Use of knowledge and skills COMAR 13A.13.01.08	1. Exits with substantial growth	63.21%	72.50%	Met	Target met. No further action required.	55.10%	49.15%
		2. Exits within age expectations	55.03%	58.33%	Met	Target met. No further action required.	44.64%	59.04%
3C	Birth - 4 Outcomes: Use of appropriate behaviors COMAR 13A.13.01.08	1. Exits with substantial growth	70.00%	72.73%	Met	Target met. No further action required.	59.57%	61.19%
		2. Exits within age expectations	50.52%	58.33%	Met	Target met. No further action required.	44.64%	57.83%
4A	Families who report EIS helped them know their rights 20 U.S.C. 1416a(3)(A) and 1442		91.00%	99.26%	Met	Target met. No further action required.	99.09%	98.98%
4B	Families who report EIS helped them communicate their child's needs 20 U.S.C. 1416a(3)(A) and 1442		90.00%	98.52%	Met	Target met. No further action required.	99.09%	98.00%
4C	Families who report EIS helped them help their children develop and learn 20 U.S.C. 1416a(3)(A) and 1442		91.50%	99.24%	Met	Target met. No further action required.	99.07%	99.01%

Part C Annual SPP Performance Report							
SPP/APR Indicators  Results Indicator  Compliance Indicator		FFY 2018 (SFY 2019)			Action Required	Previous Results	
		State Target	Local Results	Target Met		FFY 2017	FFY 2016
5	Children birth to one served as a percentage of the population birth to one COMAR 13A.13.02.04	1.55%	1.29%	Not Met	Target not met. Submit an Improvement Plan within 30 days from the date of this letter; identify the root causes and evidence-based practices to demonstrate improved child results.	1.62%	0.74%
6	Children birth to three served as a percentage of the population birth to 3 COMAR 13A.13.02.04	3.25%	2.21%	Not Met	Target not met. Submit an Improvement Plan within 30 days from the date of this letter; identify the root causes and evidence-based practices to demonstrate improved child results.	2.17%	2.20%
1	Timely Delivery of IFSP Services COMAR 13A.13.01.07	100%	100%	Met	Target met. No further action required.	100%	100%
7	Percentage of toddlers for whom the evaluation and the initial IFSP was within 45 days from the date of referral COMAR 13A.13.01.07	100%	100%	Met	Target met. No further action required.	100%	100%
8A	Percentage of toddlers exiting Part C for whom transition steps and services were added to the IFSP at least 90 days, and not more than nine months, prior to the toddler's third birthday COMAR 13A.13.01.09	100%	100%	Met	Target met. No further action required.	100%	100%
8B	Percentage of toddlers for whom the LEA and SEA were notified of potential Part B eligibility at least 90 days prior to the third birthday COMAR 13A.13.01.09	100%	100%	Met	Target met. No further action required.	100%	100%
8C	Percentage of children for whom the transition conference was held 90 days, and not more than nine months, prior to the toddler's third birthday COMAR 13A.13.01.09	100%	100%	Met	Target met. No further action required.	100%	100%

Part C Annual SPP Performance Report							
SPP/APR Indicators		FFY 2018 (SFY 2019)			Action Required	Previous Results	
Results Indicator	Compliance Indicator	State Target	Local Results	Target Met		FFY 2017	FFY 2016
	Correction of Noncompliance COMAR 13A.13.02.04	100%	100%	Met	Target met. No further action required.	100%	100%
	Timely and valid data	100%	100%	Met	Data and reports submitted in a timely and accurate manner. No further action required.	100%	100%
	Number of complaints filed	NA	0	NA	No further action required.	0	0
	Number of State complaints identified with violation(s)	NA	0	NA	No further action required.	0	0
	Number of State findings from State complaints corrected in a timely manner	NA	0	NA	No further action required.	0	0
	Number of due process hearings filed	NA	0	NA	No further action required.	0	0
	Number of due process hearings identified with violations	NA	0	NA	No further action required.	0	0
	Fiscal Accountability: Number of findings identified	NA	0	Met	No further action required.	0	100%



Karen B. Salmon, Ph.D.
State Superintendent of Schools

June 4, 2020

Mr. Louis Taylor
Superintendent
Worcester County Board of Education
6270 Worcester Highway
Newark, Maryland 21841

Dear Mr. Taylor:

The Maryland State Department of Education (MSDE), Division of Early Intervention and Special Education Services (DEI/SES) is required by the United States Department of Education (USDE), Office of Special Education Programs (OSEP) to make determinations annually regarding the performance of each local Infants and Toddlers Program (LITP) using one of the following four determination categories: “Meets Requirements,” “Needs Assistance,” “Needs Intervention,” or “Needs Substantial Intervention” [34 CFR §§303.700 and 300.703]. The MSDE, DEI/SES uses a results-based rubric for given indicators to evaluate each LITP’s performance in meeting the State’s identified targets. For Federal Fiscal Year (FFY) 2018 determinations, the Worcester County Infants and Toddlers Program has achieved the determination status of “**Meets Requirements.**”

Attached please find supporting documents:

1. *FFY 2018 Determination Overview* (identifies the Part C Indicators used to assign a local determination on pages 1 and 2 – please note that fiscal and complaints/due process hearing data continues to be used);
2. *FFY 2018 Local Determination Scoring Criteria* (provides a six-year graduated results driven accountability plan used to make a local determination by year);
3. *FFY 2018 Annual Report Card on SPP/APR Part C Indicators* (provides a three-year local data analysis and required actions); and
4. *DEI/SES Differentiated Framework: Tiers of Supervision and Support* (provides the framework used by the DEI/SES to guide the level of monitoring and corresponding level of performance support provided to LITPs).

To implement a results-driven accountability system, we continue to focus on the three child outcome indicators. In 2015, a revised baseline was required and new targets established. Please see the attached *Part C Child Outcomes Baselines and Targets for Local Determinations* document. The DEI/SES has developed one set of baselines and targets that are inclusive of both children who receive services from birth to three and children who receive services through an Extended Individualized Family Service Plan (IFSP). The decision to examine child outcomes as one group independent of age was unanimously supported by LITP Directors and Preschool Coordinators through a stakeholder discussion held in 2014. Please note the attached revised baseline and targets for local determinations of Maryland’s LITPs will not be included in Maryland’s Annual Performance Report (APR) to OSEP. For federal reporting, OSEP requested that Maryland report child outcomes data for children birth to three years separately from child outcomes data for children older than three so that comparisons could be made with other states that are not serving children through an IFSP after age three.

The shift to a more balanced accountability approach does not relieve the DEI/SES from ensuring compliance, correction of identified noncompliance, and the receipt of timely and accurate data. As a result of the accountability shift to an increased emphasis on results, an LITP’s determination status may be impacted in the future.

Mr. Louis Taylor
June 4, 2020
Page Two

The DEI/SES continues to recognize and value the commitment and delivery of high quality services implemented by each LITP. For the FFY2018 local determinations, data were collected from July 1, 2018 to June 30, 2019. While these local determinations reflect program performance prior to the COVID-19 pandemic, the required local program responsive actions will be implemented during the recovery period. With the new need to support pandemic recovery efforts, the DEI/SES has revisited the previously disseminated determination criteria and has readjusted. For FFY 2018, the DEI/SES will not increase the number of results indicators required to "Meet requirements" as previously identified in FFY 2017. It is anticipated that the FFY 2019 criteria will include an increase in results indicators.

To support Maryland's commitment to narrow the opportunity and achievement gaps for infants, toddlers, and young children with disabilities and their families, the implementation of the *DEI/SES Strategic Plan: Moving Maryland Forward* provides a statewide differentiated framework for general supervision and performance support. Based upon comprehensive data analysis (including the SPP/APR local determination status), the Worcester County Infants and Toddlers Program has been assigned the "**Universal**" tier for the delivery of the DEI/SES technical assistance model for results. LITPs assigned to the Universal tier will receive a comprehensive monitoring from the DEI/SES every four years.

Local Infants and Toddlers Programs are strongly encouraged to work closely with their Local Interagency Coordinating Council (LICC) and Family Support Centers to perform an analysis of local data and infrastructure. The analysis should guide the development of strategies for data-informed decision-making, increased parent partnerships, strategic collaboration, and the use of evidence-based practices to improve the results for infants, toddlers, and young children with disabilities and their families. As we continue this shift in focus to results-driven accountability, the MSDE, DEI/SES will provide State and local professional learning opportunities.

Thank you for your hard work and commitment to excellence, equity, and efficiency. The MSDE is committed to supporting the efforts of the Worcester County Infants and Toddlers Program to improve results for infants, toddlers, and preschool age children with disabilities and their families. If you have any questions or wish to request technical assistance, please do not hesitate to call me at 410-767-0238.

Sincerely,



Marcella E. Franczkowski, M.S.
Assistant State Superintendent
Division of Early Intervention and
Special Education Services

MEF/BMM/cc



Attachments

c: Karen B. Salmon, Ph.D.
Carol A. Williamson, Ed.D.
Joeleen Smith
Kathy Simon
Branch Chiefs

Worcester County Infants and Toddlers Program
Annual Data on Part C State Performance Plan (SPP) Priority Indicators
for the Period July 1, 2018 – June 30, 2019

Part C Annual SPP Performance Report								
SPP/APR Indicators <div>Results Indicator</div> <div>Compliance Indicator</div>			FFY 2018 (SFY 2019)			Action Required	Previous Results	
			State Target	Local Results	Target Met		FFY 2017	FFY 2016
2	Infants and Toddlers with IFSPs who receive services in natural environments COMAR 13A.13.01.07		94.00%	100%	Met	Target met. No further action required.	100%	100%
2 Ext IFSP	Infants and Toddlers with IFSPs who receive services in natural environments COMAR 13A.13.01.07		94.00%	100%	Met	Target met. No further action required.	100%	100%
3A	Birth - 4 Outcomes: Use of social – emotional skills COMAR 13A.13.01.08	1. Exits with substantial growth	59.87%	17.24%	Not Met	Target not met. Submit an Improvement Plan within 30 days from the date of this letter; identify the root causes and evidence-based practices to demonstrate improved child results.	60.87%	50.00%
		2. Exits within age expectations	60.14%	30.56%	Not Met	Target not met. Submit an Improvement Plan within 30 days from the date of this letter; identify the root causes and evidence-based practices to demonstrate improved child results.	75.00%	60.47%
3B	Birth - 4 Outcomes: Use of knowledge and skills COMAR 13A.13.01.08	1. Exits with substantial growth	63.21%	20.69%	Not Met	Target not met. Submit an Improvement Plan within 30 days from the date of this letter; identify the root causes and evidence-based practices to demonstrate improved child results.	53.57%	51.72%
		2. Exits within age expectations	55.03%	33.33%	Not Met	Target not met. Submit an Improvement Plan within 30 days from the date of this letter; identify the root causes and evidence-based practices to demonstrate improved child results.	68.18%	55.81%
3C	Birth - 4 Outcomes: Use of appropriate behaviors COMAR 13A.13.01.08	1. Exits with substantial growth	70.00%	40.00%	Not Met	Target not met. Submit an Improvement Plan within 30 days from the date of this letter; identify the root causes and evidence-based practices to demonstrate improved child results.	63.41%	65.85%

Part C Annual SPP Performance Report								
SPP/APR Indicators			FFY 2018 (SFY 2019)			Action Required	Previous Results	
Results Indicator	Compliance Indicator		State Target	Local Results	Target Met		FFY 2017	FFY 2016
		2. Exits within age expectations	50.52%	22.22%	Not Met	Target not met. Submit an Improvement Plan within 30 days from the date of this letter; identify the root causes and evidence-based practices to demonstrate improved child results.	56.82%	34.88%
4A		Families who report EIS helped them know their rights 20 U.S.C. 1416a(3)(A) and 1442	91.00%	96.15%	Met	Target met. No further action required.	100%	100%
4B		Families who report EIS helped them communicate their child's needs 20 U.S.C. 1416a(3)(A) and 1442	90.00%	92.59%	Met	Target met. No further action required.	96.67%	96.60%
4C		Families who report EIS helped them help their children develop and learn 20 U.S.C. 1416a(3)(A) and 1442	91.50%	96.30%	Met	Target met. No further action required.	96.30%	96.88%
5		Children birth to one served as a percentage of the population birth to one COMAR 13A.13.02.04	1.55%	2.70%	Met	Target met. No further action required.	2.37%	2.18%
6		Children birth to three served as a percentage of the population birth to 3 COMAR 13A.13.02.04	3.25%	4.87%	Met	Target met. No further action required.	4.30%	3.37%
1		Timely Delivery of IFSP Services COMAR 13A.13.01.07	100%	100%	Met	Target met. No further action required.	100%	100%
7		Percentage of toddlers for whom the evaluation and the initial IFSP was within 45 days from the date of referral COMAR 13A.13.01.07	100%	100%	Met	Target met. No further action required.	100%	100%
8A		Percentage of toddlers exiting Part C for whom transition steps and services were added to the IFSP at least 90 days, and not more than nine months, prior to the toddler's third birthday COMAR 13A.13.01.09	100%	100%	Met	Target met. No further action required.	100%	100%

Part C Annual SPP Performance Report							
SPP/APR Indicators		FFY 2018 (SFY 2019)			Action Required	Previous Results	
 Results Indicator	 Compliance Indicator	State Target	Local Results	Target Met		FFY 2017	FFY 2016
8B	Percentage of toddlers for whom the LEA and SEA were notified of potential Part B eligibility at least 90 days prior to the third birthday COMAR 13A.13.01.09	100%	100%	Met	Target met. No further action required.	100%	100%
8C	Percentage of children for whom the transition conference was held 90 days, and not more than nine months, prior to the toddler's third birthday COMAR 13A.13.01.09	100%	100%	Met	Target met. No further action required.	100%	100%
	Correction of Noncompliance COMAR 13A.13.02.04	100%	100%	Met	Target met. No further action required.	100%	100%
	Timely and valid data	100%	100%	Met	Data and reports submitted in a timely and accurate manner. No further action required.	100%	100%
	Number of complaints filed	NA	0	NA	No further action required.	0	0
	Number of State complaints identified with violation(s)	NA	0	NA	No further action required.	0	0
	Number of State findings from State complaints corrected in a timely manner	NA	0	NA	No further action required.	0	0
	Number of due process hearings filed	NA	0	NA	No further action required.	0	0
	Number of due process hearings identified with violations	NA	0	NA	No further action required.	0	0
	Fiscal Accountability: Number of findings identified	NA	0	Met	No further action required.	0	100%



Karen B. Salmon, Ph.D.
State Superintendent of Schools

June 4, 2020

Dr. Letitia Dzirasa
Commissioner of Health
Baltimore City Health Department
1001 E. Fayette Street
Baltimore, Maryland 21202

Dear Dr. Dzirasa:

The Maryland State Department of Education (MSDE), Division of Early Intervention and Special Education Services (DEI/SES) is required by the United States Department of Education (USDE), Office of Special Education Programs (OSEP) to make determinations annually regarding the performance of each local Infants and Toddlers Program (LITP) using one of the following four determination categories: “Meets Requirements,” “Needs Assistance,” “Needs Intervention,” or “Needs Substantial Intervention” [34 CFR §§303.700 and 300.703]. The MSDE, DEI/SES uses a results-based rubric for given indicators to evaluate each local Infants and Toddlers Program’s performance in meeting the State’s identified targets. For Federal Fiscal Year (FFY) 2018 determinations, the Baltimore City Infants and Toddlers Program has achieved the determination status of “**Needs Intervention – Year 1**.”

Attached please find supporting documents:

1. *FFY 2018 Determination Overview* (identifies the Part C Indicators used to assign a local determination on pages 1 and 2 – please note that fiscal and complaints/due process hearing data continues to be used);
2. *FFY 2018 Local Determination Scoring Criteria* (provides a six-year graduated results driven accountability plan used to make a local determination by year);
3. *FFY 2018 Annual Report Card on SPP/APR Part C Indicators* (provides a three-year local data analysis and required actions); and
4. *DEI/SES Differentiated Framework: Tiers of Supervision and Support* (provides the framework used by the DEI/SES to guide the level of monitoring and corresponding level of performance support provided to LITPs).

To implement a results-driven accountability system, we continue to focus on the three child outcome indicators. In 2015, a revised baseline was required and new targets established. Please see the attached *Part C Child Outcomes Baselines and Targets for Local Determinations* document. The DEI/SES has developed one set of baselines and targets that are inclusive of both children who receive services from birth to three and children who receive services through an Extended Individualized Family Service Program (IFSP). The decision to examine child outcomes as one group independent of age was unanimously supported by LITP Directors and Preschool Coordinators through a stakeholder discussion held in 2014. Please note the attached revised baseline and targets for local determinations of Maryland’s LITPs will not be included in Maryland’s Annual Performance Report (APR) to OSEP. For federal reporting, OSEP requested that Maryland report child outcomes data for children birth to three years separately from child outcomes data for children older than three so that comparisons could be made with other states that are not serving children through an IFSP after age three.

The shift to a more balanced accountability approach does not relieve the DEI/SES from ensuring compliance, correction of identified noncompliance, and the receipt of timely and accurate data. As a result of the accountability shift to an increased emphasis on results, an LITP’s determination status may be impacted in the future.

The DEI/SES continues to recognize and value the commitment and delivery of high quality services implemented by each LITP. For the FFY2018 local determinations, data were collected from July 1, 2018 to June 30, 2019. While these local determinations reflect program performance prior to the COVID-19 pandemic, the required local program responsive actions will be implemented during the recovery period. With the new need to support pandemic recovery efforts, the DEI/SES has revisited the previously disseminated determination criteria and has readjusted. For FFY 2018, the DEI/SES will not increase the number of results indicators required to "Meet Requirements" as previously identified in FFY 2017. It is anticipated that the FFY 2019 criteria will include an increase in results indicators.

To support Maryland's commitment to narrow the opportunity and achievement gaps for infants, toddlers, and young children with disabilities and their families, the implementation of the *DEI/SES Strategic Plan: Moving Maryland Forward* provides a statewide differentiated framework for general supervision and performance support. Based upon comprehensive data analysis (including the SPP/APR local determination status), the Baltimore City Infants and Toddlers Program has been assigned the "**Targeted**" tier for the delivery of the DEI/SES technical assistance model for results. LITPs assigned to the Targeted tier will receive a comprehensive monitoring from the DEI/SES every other year.

Local Infants and Toddlers Programs are strongly encouraged to work closely with their Local Interagency Coordinating Council (LICC) and Family Support Centers to perform an analysis of local data and infrastructure. The analysis should guide the development of strategies for data-informed decision-making, increased parent partnerships, strategic collaboration, and the use of evidence-based practices to improve the results for infants, toddlers, and young children with disabilities and their families. As we continue this shift in focus to results-driven accountability, the MSDE, DEI/SES will provide State and local professional learning opportunities.

Thank you for your hard work and commitment to excellence, equity, and efficiency. The MSDE is committed to supporting the efforts of the Baltimore City Infants and Toddlers Program to improve results for infants, toddlers, and preschool age children with disabilities and their families. If you have any questions or wish to request technical assistance, please do not hesitate to call me at 410-767-0238.

Sincerely,



Marcella E. Franczkowski, M.S.
Assistant State Superintendent
Division of Early Intervention and
Special Education Services

MEF/BMM/cc

Attachments

c: Karen B. Salmon, Ph.D.
Carol A. Williamson, Ed.D.
Debra Y. Brooks, Ph.D.
Gloria R. Valentine
Branch Chiefs

Baltimore City Infants and Toddlers Program
Annual Data on Part C State Performance Plan (SPP) Priority Indicators
for the Period July 1, 2018 – June 30, 2019

Part C Annual SPP Performance Report								
SPP/APR Indicators			FFY 2018 (FSY 2019)			Action Required	Previous Results	
<div style="display: flex; align-items: center;"> <div style="width: 15px; height: 15px; background-color: yellow; margin-right: 5px;"></div> Results Indicator <div style="width: 15px; height: 15px; background-color: lightblue; margin-left: 10px; margin-right: 5px;"></div> Compliance Indicator </div>			State Target	Local Results	Target Met		FFY 2017	FFY 2016
2	Infants and Toddlers with IFSPs who receive services in natural environments COMAR 13A.13.01.07		94.00%	99.19%	Met	Target met. No further action required.	98.04%	96.81%
2 Ext IFSP	Infants and Toddlers with IFSPs who receive services in natural environments COMAR 13A.13.01.07		94.00%	97.33%	Met	Target met. No further action required.	98.67%	94.89%
3A	Birth - 4 Outcomes: Use of social – emotional skills COMAR 13A.13.01.08	1. Exits with substantial growth	59.87%	43.93%	Not Met	Target not met. Submit an Improvement Plan within 30 days from the date of this letter; identify the root causes and evidence-based practices to demonstrate improved child results.	48.55%	13.58%
		2. Exits within age expectations	60.14%	60.56%	Met	Target met. No further action required.	63.68%	71.31%
3B	Birth - 4 Outcomes: Use of knowledge and skills COMAR 13A.13.01.08	1. Exits with substantial growth	63.21%	40.85%	Not Met	Target not met. Submit an Improvement Plan within 30 days from the date of this letter; identify the root causes and evidence-based practices to demonstrate improved child results.	48.87%	37.64%
		2. Exits within age expectations	55.03%	43.19%	Not Met	Target not met. Submit an Improvement Plan within 30 days from the date of this letter; identify the root causes and evidence-based practices to demonstrate improved child results.	46.10%	53.32%
3C	Birth - 4 Outcomes: Use of appropriate behaviors COMAR 13A.13.01.08	1. Exits with substantial growth	70.00%	46.45%	Not Met	Target not met. Submit an Improvement Plan within 30 days from the date of this letter; identify the root causes and evidence-based practices to demonstrate improved child results.	52.38%	36.17%

Part C Annual SPP Performance Report								
SPP/APR Indicators			FFY 2018 (FSY 2019)			Action Required	Previous Results	
Results Indicator	Compliance Indicator		State Target	Local Results	Target Met		FFY 2017	FFY 2016
		2. Exits within age expectations	50.52%	50.23%	Not Met	Target not met. Submit an Improvement Plan within 30 days from the date of this letter; identify the root causes and evidence-based practices to demonstrate improved child results.	51.24%	56.10%
4A		Families who report EIS helped them know their rights 20 U.S.C. 1416a(3)(A) and 1442	91.00%	97.84%	Met	Target met. No further action required.	97.04%	97.81%
4B		Families who report EIS helped them communicate their child's needs 20 U.S.C. 1416a(3)(A) and 1442	90.00%	98.49%	Met	Target met. No further action required.	98.66%	96.39%
4C		Families who report EIS helped them help their children develop and learn 20 U.S.C. 1416a(3)(A) and 1442	91.50%	99.13%	Met	Target met. No further action required.	98.38%	97.44%
5		Children birth to one served as a percentage of the population birth to one COMAR 13A.13.02.04	1.55%	1.34%	Not Met	Target not met. Submit an Improvement Plan within 30 days from the date of this letter; identify the root causes and evidence-based practices to demonstrate improved child results.	1.26%	1.35%
6		Children birth to three served as a percentage of the population birth to 3 COMAR 13A.13.02.04	3.25%	3.71%	Met	Target met. No further action required.	3.38%	3.06%
1		Timely Delivery of IFSP Services COMAR 13A.13.01.07	100%	93.76%	Not Met	Target not met. Submit an Improvement Plan within 30 days from the date of this letter; identify the root causes and evidence-based practices to demonstrate improved child results. Correction of the noncompliance must be demonstrated and verified within one year.	93.89%	92.13%

Part C Annual SPP Performance Report							
SPP/APR Indicators		FFY 2018 (FSY 2019)			Action Required	Previous Results	
Results Indicator	Compliance Indicator	State Target	Local Results	Target Met		FFY 2017	FFY 2016
					Subsequent data demonstrated correction of the previous noncompliance identified in FFY 17-18 within one year of the written finding.		
7	Percentage of toddlers for whom the evaluation and the initial IFSP was within 45 days from the date of referral COMAR 13A.13.01.07	100%	83.80%	Not Met	Target not met. Submit an Improvement Plan within 30 days from the date of this letter; identify the root causes and evidence-based practices to demonstrate improved child results. Correction of the noncompliance must be demonstrated and verified within one year. Subsequent data demonstrated correction of the previous noncompliance identified in FFY 17-18 within one year of the written finding.	95.55%	97.06%
8A	Percentage of toddlers exiting Part C for whom transition steps and services were added to the IFSP at least 90 days, and not more than nine months, prior to the toddler's third birthday COMAR 13A.13.01.09	100%	99.23%	Not Met	Target not met. Submit an Improvement Plan within 30 days from the date of this letter; identify the root causes and evidence-based practices to demonstrate improved child results. Correction of the noncompliance must be demonstrated and verified within one year.	100%	100%
8B	Percentage of toddlers for whom the LEA and SEA were notified of potential Part B eligibility at least 90 days prior to the third birthday COMAR 13A.13.01.09	100%	100%	Met	Target met. No further action required.	100%	100%
8C	Percentage of children for whom the transition conference was held 90 days, and not more than nine months, prior to the toddler's third birthday COMAR 13A.13.01.09	100%	98.70%	Not Met	Target not met. Submit an Improvement Plan within 30 days from the date of this letter; identify the root causes and evidence-based practices to demonstrate improved child results. Correction of the noncompliance must be demonstrated and verified within one year.	100%	99.67%

Part C Annual SPP Performance Report							
SPP/APR Indicators		FFY 2018 (FSY 2019)			Action Required	Previous Results	
Results Indicator	Compliance Indicator	State Target	Local Results	Target Met		FFY 2017	FFY 2016
	Correction of Noncompliance COMAR 13A.13.02.04	100%	100%	Met	Target met. No further action required.	100%	100%
	Timely and valid data	100%	<100%	Not Met	Fiscal Reports were submitted untimely.	<100%	*
	Number of complaints filed	NA	0	NA	No further action required.	0	0
	Number of State complaints identified with violation(s)	NA	0	NA	No further action required.	0	0
	Number of State findings from State complaints corrected in a timely manner	NA	0	NA	No further action required.	0	0
	Number of due process hearings filed	NA	0	NA	No further action required.	0	0
	Number of due process hearings identified with violations	NA	0	NA	No further action required.	0	0
	Fiscal Accountability: Number of findings identified	NA	2	Not Met	Correction of the identified noncompliance must be demonstrated and verified within 1 year of notification. The fiscal findings identified in FFY 2017 were corrected timely.	2	*