



**Mohammed Choudhury**  
State Superintendent of Schools

March 28, 2022

Dr. Jeffrey S. Blank  
Superintendent  
Allegany County Public Schools  
P.O. Box 1724  
Cumberland, MD 21502

Dear Dr. Blank:

The Maryland State Department of Education (MSDE), Division of Early Intervention and Special Education Services (DEI/SES) is required by the United States Department of Education (USDE), Office of Special Education Programs (OSEP) to make determinations annually regarding the performance of each local Infants and Toddlers Program (LITP) using one of the following four determination categories: “Meets Requirements,” “Needs Assistance,” “Needs Intervention,” or “Needs Substantial Intervention” [34 CFR §§303.700 and 300.703]. The MSDE, DEI/SES uses a results-based rubric for given indicators to evaluate each local Infants and Toddlers Program’s performance in meeting the State’s identified targets. For Federal Fiscal Year (FFY) 2020 determinations, the Allegany County Infants and Toddlers Program has achieved the determination status of **“Needs Assistance – Year 1.”**

Attached please find supporting documents:

1. *FFY 2020 Determination Overview* (identifies the Part C Indicators used to assign a local determination on page 1 – please note that fiscal and complaints/due process hearing data continues to be used);
2. *FFY 2020 Local Determination Scoring Criteria* (provides a six-year graduated results driven accountability plan used to make a local determination by year);
3. *FFY 2020 Annual Report Card on SPP/APR Part C Indicators* (provides a three-year local data analysis and required actions); and
4. *DEI/SES Differentiated Framework: Tiers of Supervision and Support* (provides the framework used by the DEI/SES to guide the level of monitoring and corresponding level of performance support provided to LITPs).

To implement a results-driven accountability system, we continue to focus on the three child outcome indicators. In 2020, a revised baseline was proposed to the USDE and new targets established. Please see the attached *Part C Child Outcomes Baselines and Targets for Local Determinations* document. The DEI/SES has developed one set of baselines and targets that are inclusive of both children who receive services from birth to three and children who receive services through an Extended Individualized Family Service Plan. The decision to examine child outcomes as one group independent of age was unanimously supported by LITP Directors and Preschool Coordinators through a stakeholder discussion held in 2014. Please note the attached revised baseline and targets for local determinations of Maryland’s LITPs will not be included in Maryland’s Annual Performance Report to OSEP. For federal reporting, OSEP requested that Maryland report child outcomes data for children birth to three years separately from child outcomes data for children older than three so that comparisons could be made with other states that are not serving children through an IFSP after age three.

The shift to a more balanced accountability approach does not relieve the DEI/SES from ensuring compliance, correction of identified noncompliance, and the receipt of timely and accurate data. As a result of the accountability shift to an increased emphasis on results, an LITP's determination status may be impacted in the future.

The DEI/SES continues to recognize and value the commitment and delivery of highly-effective services implemented by each LITP. For the FFY 2020 local determinations, data were collected from July 1, 2020 to June 30, 2021. While data used in the FFY 2020 local determinations reflect program performance during to the COVID-19 pandemic, the required local program responsive actions will be implemented post-pandemic. For FFY 2020, the DEI/SES increased the number of results indicators required to "Meet Requirements."

To support Maryland's commitment to narrow the opportunity and achievement gaps for infants, toddlers, and young children with disabilities and their families, the implementation of the *DEI/SES Strategic Plan: Moving Maryland Forward* provides a statewide differentiated framework for general supervision and performance support. Based upon comprehensive data analysis (including the SPP/APR local determination status), the Allegany County Infants and Toddlers Program has been assigned the "**Universal**" tier for the delivery of the DEI/SES technical assistance model for results. LITPs assigned to the Universal tier will receive a comprehensive monitoring from the DEI/SES every four years.

LITPs are strongly encouraged to work closely with their Local Interagency Coordinating Council and Family Support Centers to perform an analysis of local data and infrastructure. The analysis should guide the development of strategies for data-informed decision-making, increased parent partnerships, strategic collaboration, and the use of evidence-based practices to improve the results for infants, toddlers, and young children with disabilities and their families. As we continue this shift in focus to results-driven accountability, the MSDE, DEI/SES will provide State and local professional learning opportunities.

Thank you for your hard work and commitment to excellence, equity, and efficiency. The MSDE is committed to supporting the efforts of the Allegany County Infants and Toddlers Program to improve results for infants, toddlers, and preschool age children with disabilities and their families. If you have any questions or wish to request technical assistance, please do not hesitate to call me at 410-767-0238.

Sincerely,



Marcella E. Franczkowski, M.S.  
Assistant State Superintendent  
Division of Early Intervention and  
Special Education Services

MEF/BMM/mj

Attachments

c:	Mohammed Choudhury	Brian Morrison
	Deann Collins, Ed.D.	Gary Richardson
	Debra Methany	Carmen Brown
	Katherine Brown	



**Allegany County Infants and Toddlers Program**  
**Annual Data on Part C State Performance Plan (SPP) Priority Indicators**  
**for the Period July 1, 2020 – June 30, 2021**

Part C Annual SPP Performance Report								
SPP/APR Indicators <div>Results Indicator</div> <div>Compliance Indicator</div>			FFY 2020 (SFY 2021)			Action Required	Previous Results	
			State Target	Local Results	Target Met		FFY 2019	FFY 2018
2	Infants and Toddlers with IFSPs who receive services in natural environments COMAR 13A.13.01.07		94.50%	100%	Met	Target met. No further action required.	100%	100%
2 Ext IFSP	Infants and Toddlers with IFSPs who receive services in natural environments COMAR 13A.13.01.07		94.50%	92.31%	Not Met	Target not met. However, all children not receiving services in the natural environment had a justification based on the needs of the child. No further action required.	75.00%	100%
3A	Birth - 4 Outcomes: Use of social – emotional skills COMAR 13A.13.01.08	1. Exits with substantial growth	58.96%	44.74%	Not Met	Target not met. Submit an Improvement Plan within 30 days from the date of this letter; identify the root causes and evidence-based practices to demonstrate improved child results.	49.43%	42.86%
		2. Exits within age expectations	41.33%	18.18%	Not Met	Target not met. Submit an Improvement Plan within 30 days from the date of this letter; identify the root causes and evidence-based practices to demonstrate improved child results.	30.88%	42.11%
3B	Birth - 4 Outcomes: Use of knowledge and skills COMAR 13A.13.01.08	1. Exits with substantial growth	61.53%	44.74%	Not Met	Target not met. Submit an Improvement Plan within 30 days from the date of this letter; identify the root causes and evidence-based practices to demonstrate improved child results.	44.62%	52.94%
		2. Exits within age expectations	37.71%	18.18%	Not Met	Target not met. Submit an Improvement Plan within 30 days from the date of this letter; identify the root causes and evidence-based practices to demonstrate improved child results.	30.88%	42.11%
3C		1. Exits with substantial growth	61.16%	40.26%	Not Met	Target not met. Submit an Improvement Plan within 30 days from the date of this	42.65%	56.34%






**Allegany County Infants and Toddlers Program**  
**Annual Data on Part C State Performance Plan (SPP) Priority Indicators**  
**for the Period July 1, 2020 – June 30, 2021**

Part C Annual SPP Performance Report								
SPP/APR Indicators			FFY 2020 (SFY 2021)			Action Required	Previous Results	
Results Indicator	Compliance Indicator		State Target	Local Results	Target Met		FFY 2019	FFY 2018
	Birth - 4 Outcomes: Use of appropriate behaviors COMAR 13A.13.01.08					letter; identify the root causes and evidence-based practices to demonstrate improved child results.		
		2. Exits within age expectations	38.63%	15.58%	Not Met	Target not met. Submit an Improvement Plan within 30 days from the date of this letter; identify the root causes and evidence-based practices to demonstrate improved child results.	25.00%	38.16%
4	Family Survey: Response Rate – Based on State Mean Response Rate  * Less than 10 survey responses		20%	49%	Met	Target met. No further action required.	NA	NA
4A	Families who report EIS helped them know their rights 20 U.S.C. 1416a(3)(A) and 1442		93.00%	95.92%	Met	Target met. No further action required.	100%	100%
4B	Families who report EIS helped them communicate their child's needs 20 U.S.C. 1416a(3)(A) and 1442		92.50%	97.96%	Met	Target met. No further action required.	100%	98.59%
4C	Families who report EIS helped them help their children develop and learn 20 U.S.C. 1416a(3)(A) and 1442		92.00%	100%	Met	Target met. No further action required.	94.74%	98.57%
5	Children birth to one served as a percentage of the population birth to one COMAR 13A.13.02.04		1.56%	1.23%	Not Met	Target not met. Submit an Improvement Plan within 30 days from the date of this letter; identify the root causes and evidence-based practices to demonstrate improved child results.	1.71%	2.76%
6	Children birth to three served as a percentage of the population birth to 3 COMAR 13A.13.02.04		3.30%	3.50%	Met	Target met. No further action required.	4.61%	3.32%

**Allegany County Infants and Toddlers Program**  
**Annual Data on Part C State Performance Plan (SPP) Priority Indicators**  
**for the Period July 1, 2020 – June 30, 2021**

Part C Annual SPP Performance Report							
SPP/APR Indicators		FFY 2020 (SFY 2021)			Action Required	Previous Results	
 Results Indicator	 Compliance Indicator	State Target	Local Results	Target Met		FFY 2019	FFY 2018
<b>1</b>	Timely Delivery of IFSP Services COMAR 13A.13.01.07	100%	100%	Met	Target met. No further action required.	100%	100%
<b>7</b>	Percentage of toddlers for whom the evaluation and the initial IFSP was within 45 days from the date of referral COMAR 13A.13.01.07	100%	100%	Met	Target met. No further action required.	100%	100%
<b>8A</b>	Percentage of toddlers exiting Part C for whom transition steps and services were added to the IFSP at least 90 days, and not more than nine months, prior to the toddler's third birthday COMAR 13A.13.01.09	100%	100%	Met	Target met. No further action required.	100%	100%
<b>8B</b>	Percentage of toddlers for whom the LEA and SEA were notified of potential Part B eligibility at least 90 days prior to the third birthday COMAR 13A.13.01.09	100%	100%	Met	Target met. No further action required.	100%	100%
<b>8C</b>	Percentage of children for whom the transition conference was held 90 days, and not more than nine months, prior to the toddler's third birthday COMAR 13A.13.01.09	100%	100%	Met	Target met. No further action required.	100%	100%
	Correction of Noncompliance COMAR 13A.13.02.04	100%	100%	Met	Target met. No further action required.	100%	100%
	Timely and valid data	100%	100%	Met	Target met. No further action required.	100%	100%

**Allegany County Infants and Toddlers Program**  
**Annual Data on Part C State Performance Plan (SPP) Priority Indicators**  
**for the Period July 1, 2020 – June 30, 2021**

Part C Annual SPP Performance Report							
SPP/APR Indicators		FFY 2020 (SFY 2021)			Action Required	Previous Results	
 Results Indicator	 Compliance Indicator	State Target	Local Results	Target Met		FFY 2019	FFY 2018
	Number of complaints filed	NA	0	NA	No further action required.	0	0
	Number of State complaints identified with violation(s)	NA	0	NA	No further action required.	0	0
	Number of State findings from State complaints corrected in a timely manner	NA	0	NA	No further action required.	0	0
	Number of due process hearings filed	NA	0	NA	No further action required.	0	0
	Number of due process hearings identified with violations	NA	0	NA	No further action required.	0	0
	Fiscal Accountability: Number of findings identified	NA	0	NA	No further action required.	0	0



**Mohammed Choudhury**  
State Superintendent of Schools

March 28, 2022

Dr. George Arlotto  
Superintendent  
Anne Arundel County Public Schools  
2644 Riva Road  
Annapolis, MD 21401

Dear Dr. Arlotto:

The Maryland State Department of Education (MSDE), Division of Early Intervention and Special Education Services (DEI/SES) is required by the United States Department of Education (USDE), Office of Special Education Programs (OSEP) to make determinations annually regarding the performance of each local Infants and Toddlers Program (LITP) using one of the following four determination categories: “Meets Requirements,” “Needs Assistance,” “Needs Intervention,” or “Needs Substantial Intervention” [34 CFR §§303.700 and 300.703]. The MSDE, DEI/SES uses a results-based rubric for given indicators to evaluate each LITP’s Program’s performance in meeting the State’s identified targets. For Federal Fiscal Year (FFY) 2020 determinations, the Anne Arundel County Infants and Toddlers Program has achieved the determination status of “**Meets Requirements.**”

Attached please find supporting documents:

1. *FFY 2020 Determination Overview* (identifies the Part C Indicators used to assign a local determination on page 1 – please note that fiscal and complaints/due process hearing data continues to be used);
2. *FFY 2020 Local Determination Scoring Criteria* (provides a six-year graduated results driven accountability plan used to make a local determination by year);
3. *FFY 2020 Annual Report Card on SPP/APR Part C Indicators* (provides a three-year local data analysis and required actions); and
4. *DEI/SES Differentiated Framework: Tiers of Supervision and Support* (provides the framework used by the DEI/SES to guide the level of monitoring and corresponding level of performance support provided to LITPs).

To implement a results-driven accountability system, we continue to focus on the three child outcome indicators. In 2020, a revised baseline was proposed to the USDE and new targets established. Please see the attached *Part C Child Outcomes Baselines and Targets for Local Determinations* document. The DEI/SES has developed one set of baselines and targets that are inclusive of both children who receive services from birth to three and children who receive services through an Extended Individualized Family Service Plan. The decision to examine child outcomes as one group independent of age was unanimously supported by LITP Directors and Preschool Coordinators through a stakeholder discussion held in 2014. Please note the attached revised baseline and targets for local determinations of Maryland’s LITPs will not be included in Maryland’s Annual Performance Report to OSEP. For federal reporting, OSEP requested that Maryland report child outcomes data for children birth to three years separately from child outcomes data for children older than three so that comparisons could be made with other states that are not serving children through an IFSP after age three. Dr. Arlotto

Dr. Arlotto  
March 28, 2022  
Page Two

The shift to a more balanced accountability approach does not relieve the DEI/SES from ensuring compliance, correction of identified noncompliance, and the receipt of timely and accurate data. As a result of the accountability shift to an increased emphasis on results, an LITP's determination status may be impacted in the future.

The DEI/SES continues to recognize and value the commitment and delivery of highly-effective services implemented by each LITP. For the FFY 2020 local determinations, data were collected from July 1, 2020 to June 30, 2021. While data used in the FFY 2020 local determinations reflect program performance during to the COVID-19 pandemic, the required local program responsive actions will be implemented post-pandemic. For FFY 2020, the DEI/SES increased the number of results indicators required to "Meet Requirements."

To support Maryland's commitment to narrow the opportunity and achievement gaps for infants, toddlers, and young children with disabilities and their families, the implementation of the *DEI/SES Strategic Plan: Moving Maryland Forward* provides a statewide differentiated framework for general supervision and performance support. Based upon comprehensive data analysis (including the SPP/APR local determination status), the Anne Arundel County Infants and Toddlers Program has been assigned the "**Universal**" tier for the delivery of the DEI/SES technical assistance model for results. LITPs assigned to the Universal tier will receive a comprehensive monitoring from the DEI/SES every four years.

LITPs are strongly encouraged to work closely with their Local Interagency Coordinating Council and Family Support Centers to perform an analysis of local data and infrastructure. The analysis should guide the development of strategies for data-informed decision-making, increased parent partnerships, strategic collaboration, and the use of evidence-based practices to improve the results for infants, toddlers, and young children with disabilities and their families. As we continue this shift in focus to results-driven accountability, the MSDE, DEI/SES will provide State and local professional learning opportunities.

Thank you for your hard work and commitment to excellence, equity, and efficiency. The MSDE is committed to supporting the efforts of the Anne Arundel County Infants and Toddlers Program to improve results for infants, toddlers, and preschool age children with disabilities and their families. If you have any questions or wish to request technical assistance, please do not hesitate to call me at 410-767-0238.

Sincerely,



Marcella E. Franczkowski, M.S.  
Assistant State Superintendent  
Division of Early Intervention and  
Special Education Services

MEF/BMM/mj



Attachments

c: Mohammed Choudhury  
Deann Collins, Ed.D.  
Bobbi Pedrick  
Diane McGowan



Brian Morrison  
Gary Richardson  
Carmen Brown





**Anne Arundel County Infants and Toddlers Program**  
**Annual Data on Part C State Performance Plan (SPP) Priority Indicators**  
**for the Period July 1, 2020 – June 30, 2021**

Part C Annual SPP Performance Report								
SPP/APR Indicators			FFY 2020 (SFY 2021)			Action Required	Previous Results	
 Results Indicator	 Compliance Indicator		State Target	Local Results	Target Met		FFY 2019	FFY 2018
2	Infants and Toddlers with IFSPs who receive services in natural environments COMAR 13A.13.01.07		94.50%	99.06%	Met	Target met. No further action required.	96.14%	95.74%
2 Ext IFSP	Infants and Toddlers with IFSPs who receive services in natural environments COMAR 13A.13.01.07		94.50%	100%	Met	Target met. No further action required.	100%	100%
3A	Birth - 4 Outcomes: Use of social – emotional skills COMAR 13A.13.01.08	1. Exits with substantial growth	58.96%	78.72%	Met	Target met. No further action required.	80.39%	74.65%
		2. Exits within age expectations	41.33%	50.76%	Met	Target met. No further action required.	51.42%	49.73%
3B	Birth - 4 Outcomes: Use of knowledge and skills COMAR 13A.13.01.08	1. Exits with substantial growth	61.53%	81.18%	Met	Target met. No further action required.	82.48%	81.14%
		2. Exits within age expectations	37.71%	51.18%	Met	Target met. No further action required.	52.50%	52.17%
3C	Birth - 4 Outcomes: Use of appropriate behaviors COMAR 13A.13.01.08	1. Exits with substantial growth	61.16%	82.72%	Met	Target met. No further action required.	85.47%	83.98%
		2. Exits within age expectations	38.63%	44.80%	Met	Target met. No further action required.	50.74%	45.11%
4	Family Survey: Response Rate – Based on State Mean Response Rate  * Less than 10 survey responses		20%	10%	Not Met	Submit an Improvement Plan within 30 days from the date of this letter: identify strategies to improve the Family Survey response rate.	NA	NA





**Anne Arundel County Infants and Toddlers Program**  
**Annual Data on Part C State Performance Plan (SPP) Priority Indicators**  
**for the Period July 1, 2020 – June 30, 2021**

Part C Annual SPP Performance Report							
SPP/APR Indicators		FFY 2020 (SFY 2021)			Action Required	Previous Results	
 Results Indicator	 Compliance Indicator	State Target	Local Results	Target Met		FFY 2019	FFY 2018
4A	Families who report EIS helped them know their rights 20 U.S.C. 1416a(3)(A) and 1442	93.00%	91.67%	Not Met	Target not met. Submit an Improvement Plan within 30 days from the date of this letter; identify the root causes and evidence-based practices to demonstrate improved child results.	92.31%	
4B	Families who report EIS helped them communicate their child's needs 20 U.S.C. 1416a(3)(A) and 1442	92.50%	92.59%	Met	Target met. No further action required.	97.09%	97.55%
4C	Families who report EIS helped them help their children develop and learn 20 U.S.C. 1416a(3)(A) and 1442	92.00%	92.16%	Met	Target met. No further action required.	94.06%	97.48%
5	Children birth to one served as a percentage of the population birth to one COMAR 13A.13.02.04	1.56%	1.00%	Not Met	Target not met. Submit an Improvement Plan within 30 days from the date of this letter; identify the root causes and evidence-based practices to demonstrate improved child results.	1.41%	1.56%
6	Children birth to three served as a percentage of the population birth to 3 COMAR 13A.13.02.04	3.30%	4.07%	Met	Target met. No further action required.	5.19%	4.80%
1	Timely Delivery of IFSP Services COMAR 13A.13.01.07	100%	100%	Met	Target met. No further action required.	100%	100%
7	Percentage of toddlers for whom the evaluation and the initial IFSP was within 45 days from the date of referral COMAR 13A.13.01.07	100%	100%	Met	Target met. No further action required.	100%	99.91%
8A	Percentage of toddlers exiting Part C for whom transition steps and services were added to the IFSP at least 90 days, and not more than nine months, prior to the toddler's third birthday COMAR 13A.13.01.09	100%	99.75%	Not Met	Target not met. Submit an Improvement Plan within 30 days from the date of this letter; identify the root causes and evidence-based practices to demonstrate improved child results. Correction of the	100%	99.80%

**Anne Arundel County Infants and Toddlers Program**  
**Annual Data on Part C State Performance Plan (SPP) Priority Indicators**  
**for the Period July 1, 2020 – June 30, 2021**

Part C Annual SPP Performance Report							
SPP/APR Indicators		FFY 2020 (SFY 2021)			Action Required	Previous Results	
 Results Indicator	 Compliance Indicator	State Target	Local Results	Target Met		FFY 2019	FFY 2018
					noncompliance must be demonstrated and verified within one year.		
8B	Percentage of toddlers for whom the LEA and SEA were notified of potential Part B eligibility at least 90 days prior to the third birthday COMAR 13A.13.01.09	100%	100%	Met	Target met. No further action required.	100%	100%
8C	Percentage of children for whom the transition conference was held 90 days, and not more than nine months, prior to the toddler's third birthday COMAR 13A.13.01.09	100%	99.75%	Not Met	Target not met. Submit an Improvement Plan within 30 days from the date of this letter; identify the root causes and evidence-based practices to demonstrate improved child results. Correction of the noncompliance must be demonstrated and verified within one year.	100%	99.80%
	Correction of Noncompliance COMAR 13A.13.02.04	100%	100%	Met	Target met. No further action required.	100%	100%
	Timely and valid data	100%	100%	Met	Target met. No further action required.	100%	100%
	Number of complaints filed	NA	0	NA	No further action required.	0	0
	Number of State complaints identified with violation(s)	NA	0	NA	No further action required.	0	0
	Number of State findings from State complaints corrected in a timely manner	NA	0	NA	No further action required.	0	0
	Number of due process hearings filed	NA	0	NA	No further action required.	0	0

**Anne Arundel County Infants and Toddlers Program**  
**Annual Data on Part C State Performance Plan (SPP) Priority Indicators**  
**for the Period July 1, 2020 – June 30, 2021**

Part C Annual SPP Performance Report							
<b>SPP/APR Indicators</b>  <b>Results Indicator</b>  <b>Compliance Indicator</b>		FFY 2020 (SFY 2021)			Action Required	Previous Results	
		State Target	Local Results	Target Met		FFY 2019	FFY 2018
	Number of due process hearings identified with violations	NA	0	NA	No further action required.	0	0
	Fiscal Accountability: Number of findings identified	NA	0	NA	No further action required.	0	0



March 28, 2022

Dr. Gregory Branch  
Director and Health Officer of Human Services Baltimore County  
Department of Health and Human Services  
6401 York Road  
Baltimore, MD 21212

Dear Dr. Branch:

The Maryland State Department of Education (MSDE), Division of Early Intervention and Special Education Services (DEI/SES) is required by the United States Department of Education (USDE), Office of Special Education Programs (OSEP) to make determinations annually regarding the performance of each local Infants and Toddlers Program (LITP) using one of the following four determination categories: “Meets Requirements,” “Needs Assistance,” “Needs Intervention,” or “Needs Substantial Intervention” [34 CFR §§303.700 and 300.703]. The MSDE, DEI/SES uses a results-based rubric for given indicators to evaluate each local Infants and Toddlers Program’s performance in meeting the State’s identified targets. For Federal Fiscal Year (FFY) 2020 determinations, the Baltimore County Infants and Toddlers Program has achieved the determination status of “**Needs Intervention, Year 1**” (from multiple years of Needs Assistance and/or Needs Intervention).

Attached please find supporting documents:

1. *FFY 2020 Determination Overview* (identifies the Part C Indicators used to assign a local determination on page 1 – please note that fiscal and complaints/due process hearing data continues to be used);
2. *FFY 2020 Local Determination Scoring Criteria* (provides a six-year graduated results driven accountability plan used to make a local determination by year);
3. *FFY 2020 Annual Report Card on SPP/APR Part C Indicators* (provides a three-year local data analysis and required actions); and
4. *DEI/SES Differentiated Framework: Tiers of Supervision and Support* (provides the framework used by the DEI/SES to guide the level of monitoring and corresponding level of performance support provided to LITPs).

To implement a results-driven accountability system, we continue to focus on the three child outcome indicators. In 2020, a revised baseline was proposed to the USDE and new targets established. Please see the attached *Part C Child Outcomes Baselines and Targets for Local Determinations* document. The DEI/SES has developed one set of baselines and targets that are inclusive of both children who receive services from birth to three and children who receive services through an Extended Individualized Family Service Plan. The decision to examine child outcomes as one group independent of age was unanimously supported by LITP Directors and Preschool Coordinators through a stakeholder discussion held in 2014. Please note the attached revised baseline and targets for local determinations of Maryland’s LITPs will not be included in Maryland’s Annual Performance Report to OSEP. For federal reporting, OSEP requested that Maryland report child outcomes data for children birth to three years separately from child outcomes data for children older than three so that comparisons could be made with other states that are not serving children through an IFSP after age three.

Dr. Branch  
March 28, 2022  
Page Two

The shift to a more balanced accountability approach does not relieve the DEI/SES from ensuring compliance, correction of identified noncompliance, and the receipt of timely and accurate data. As a result of the accountability shift to an increased emphasis on results, an LITP determination status may be impacted in the future.

The DEI/SES continues to recognize and value the commitment and delivery of highly-effective services implemented by each LITP. For the FFY 2020 local determinations, data were collected from July 1, 2020 to June 30, 2021. While data used in the FFY 2020 local determinations reflect program performance during to the COVID-19 pandemic, the required local program responsive actions will be implemented post-pandemic. For FFY 2020, the DEI/SES increased the number of results indicators required to "Meet Requirements."

To support Maryland's commitment to narrow the opportunity and achievement gaps for infants, toddlers, and young children with disabilities and their families, the implementation of the *DEI/SES Strategic Plan: Moving Maryland Forward* provides a statewide differentiated framework for general supervision and performance support. Based upon comprehensive data analysis (including the SPP/APR local determination status), the Baltimore County Infants and Toddlers Program has been assigned the "**Focused**" tier for the delivery of the DEI/SES technical assistance model for results. LITPs assigned to the Focused tier will receive a comprehensive monitoring from the DEI/SES annually.

LITPs are strongly encouraged to work closely with their Local Interagency Coordinating Council and Family Support Centers to perform an analysis of local data and infrastructure. The analysis should guide the development of strategies for data-informed decision-making, increased parent partnerships, strategic collaboration, and the use of evidence-based practices to improve the results for infants, toddlers, and young children with disabilities and their families. As we continue this shift in focus to results-driven accountability, the MSDE, DEI/SES will provide State and local professional learning opportunities.

Thank you for your hard work and commitment to excellence, equity, and efficiency. The MSDE is committed to supporting the efforts of the Baltimore County Infants and Toddlers Program to improve results for infants, toddlers, and preschool age children with disabilities and their families. If you have any questions or wish to request technical assistance, please do not hesitate to call me at 410-767-0238.

Sincerely,



Marcella E. Franczkowski, M.S.  
Assistant State Superintendent  
Division of Early Intervention and  
Special Education Services



MEF/BMM/mj

Attachments

c: Mohammed Choudhury  
Deann Collins, Ed.D.  
Paula Boykin

Brian Morrison  
Gary Richardson  
Carmen Brown

**Baltimore County Infants and Toddlers Program**  
**Annual Data on Part C State Performance Plan (SPP) Priority Indicators**  
**for the Period July 1, 2020 – June 30, 2021**

Part C Annual SPP Performance Report							
SPP/APR Indicators		FFY 2020 (SFY 2021)			Action Required	Previous Results	
 Results Indicator	 Compliance Indicator	State Target	Local Results <sup>1</sup>	Target Met		FFY 2019	FFY 2018
<b>2</b>	Infants and Toddlers with IFSPs who receive services in natural environments  COMAR 13A.13.01.07	94.50%	99.89%	Met	Target met. No further action required.	99.67%	99.66%
<b>2 Ext IFSP</b>	Infants and Toddlers with IFSPs who receive services in natural environments  COMAR 13A.13.01.07	94.50%	99.68%	Met	Target met. No further action required.	99.49%	100%
<b>3A</b>	Birth - 4 Outcomes: Use of social – emotional skills  COMAR 13A.13.01.08	58.96%	49.54%	Not Met	Target not met. Submit an Improvement Plan within 30 days from the date of this letter; identify the root causes and evidence-based practices to demonstrate improved child results.	58.74%	64.98%
	2. Exits within age expectations	41.33%	38.31%	Not Met	Target not met. Submit an Improvement Plan within 30 days from the date of this letter; identify the root causes and evidence-based practices to demonstrate improved child results.	44.46%	48.13%
<b>3B</b>	Birth - 4 Outcomes: Use of knowledge and skills  COMAR 13A.13.01.08	61.53%	53.65%	Not Met	Target not met. Submit an Improvement Plan within 30 days from the date of this letter; identify the root causes and evidence-based practices to demonstrate improved child results.	61.90%	66.26%
	2. Exits within age expectations	37.71%	35.75%	Not Met	Target not met. Submit an Improvement Plan within 30 days from the date of this letter; identify the root causes and evidence-based practices to demonstrate improved child results.	43.07%	44.53%

**Baltimore County Infants and Toddlers Program**  
**Annual Data on Part C State Performance Plan (SPP) Priority Indicators**  
**for the Period July 1, 2020 – June 30, 2021**

<b>3C</b>	Birth - 4 Outcomes: Use of appropriate behaviors COMAR 13A.13.01.08	1. Exits with substantial growth	61.16%	53.48%	Not Met	Target not met. Submit an Improvement Plan within 30 days from the date of this letter; identify the root causes and evidence-based practices to demonstrate improved child results.	62.53%	67.34%
		2. Exits within age expectations	38.63%	37.53%	Not Met	Target not met. Submit an Improvement Plan within 30 days from the date of this letter; identify the root causes and evidence-based practices to demonstrate improved child results.	42.96%	46.25%
<b>4</b>	Family Survey: Response Rate – Based on State Mean Response Rate  * Less than 10 survey responses		20%	12%	Not Met	Submit an Improvement Plan within 30 days from the date of this letter: identify strategies to improve the Family Survey response rate.	NA	NA
<b>4A</b>	Families who report EIS helped them know their rights  20 U.S.C. 1416a(3)(A) and 1442		93.00%	93.85%	Met	Target met. No further action required.	93.89%	97.42%
<b>4B</b>	Families who report EIS helped them communicate their child's needs  20 U.S.C. 1416a(3)(A) and 1442		92.50%	90.91%	Not Met	Target not met. Submit an Improvement Plan within 30 days from the date of this letter; identify the root causes and evidence-based practices to demonstrate improved child results.	94.62%	98.88%
<b>4C</b>	Families who report EIS helped them help their children develop and learn  20 U.S.C. 1416a(3)(A) and 1442		92.00%	94.29%	Met	Target met. No further action required.	96.92%	98.12%
<b>5</b>	Children birth to one served as a percentage of the population birth to one  COMAR 13A.13.02.04		1.56%	1.03%	Not Met	Target not met. Submit an Improvement Plan within 30 days from the date of this letter; identify the root causes and evidence-based practices to demonstrate improved child results.	1.42%	1.40%
<b>6</b>	Children birth to three served as a percentage of the population birth to 3  COMAR 13A.13.02.04		3.30%	3.21%	Not Met	Target not met. Submit an Improvement Plan within 30 days from the date of this letter; identify the root causes and evidence-based practices to demonstrate improved child results.	4.18%	3.99%



**Baltimore County Infants and Toddlers Program**  
**Annual Data on Part C State Performance Plan (SPP) Priority Indicators**  
**for the Period July 1, 2020 – June 30, 2021**

<b>1</b>	Timely Delivery of IFSP Services COMAR 13A.13.01.07	100%	96.55%	Not Met	Target not met. Submit an Improvement Plan within 30 days from the date of this letter; identify the root causes and evidence-based practices to demonstrate improved child results. Correction of the noncompliance must be demonstrated and verified within one year.  Subsequent data demonstrated that the noncompliance identified in FFY 2019 was corrected within one year of the written finding.	93.33%	91.71%
<b>7</b>	Percentage of toddlers for whom the evaluation and the initial IFSP was within 45 days from the date of referral COMAR 13A.13.01.07	100%	93.94%	Not Met	Target not met. Submit an Improvement Plan within 30 days from the date of this letter; identify the root causes and evidence-based practices to demonstrate improved child results. Correction of the noncompliance must be demonstrated and verified within one year.  Subsequent data demonstrated that the noncompliance identified in FFY 2019 was corrected within one year of the written finding.	92.88%	87.19%
<b>8A</b>	Percentage of toddlers exiting Part C for whom transition steps and services were added to the IFSP at least 90 days, and not more than nine months, prior to the toddler's third birthday COMAR 13A.13.01.09	100%	91.77%	Not Met	Target not met. Submit an Improvement Plan within 30 days from the date of this letter; identify the root causes and evidence-based practices to demonstrate improved child results. Correction of the noncompliance must be demonstrated and verified within one year.  Subsequent data demonstrated that the noncompliance identified in FFY 2019 was corrected within one year of the written finding.	98.89%	99.66%

**Baltimore County Infants and Toddlers Program**  
**Annual Data on Part C State Performance Plan (SPP) Priority Indicators**  
**for the Period July 1, 2020 – June 30, 2021**

<b>8B</b>	Percentage of toddlers for whom the LEA and SEA were notified of potential Part B eligibility at least 90 days prior to the third birthday COMAR 13A.13.01.09	100%	100%	Met	Target met. No further action required.	100%	100%
<b>8C</b>	Percentage of children for whom the transition conference was held 90 days, and not more than nine months, prior to the toddler's third birthday COMAR 13A.13.01.09	100%	89.66%	Not Met	Target not met. Submit an Improvement Plan within 30 days from the date of this letter; identify the root causes and evidence-based practices to demonstrate improved child results. Correction of the noncompliance must be demonstrated and verified within one year.  Subsequent data demonstrated that the noncompliance identified in FFY 2019 was corrected within one year of the written finding.	98.23%	98.82%
	Correction of Noncompliance COMAR 13A.13.02.04	100%	100%	Met	Target met. No further action required.	100%	100%
	Timely and valid data	100%	100%	Met	Target met. No further action required.	100%	100%
	Number of complaints filed	NA	0	NA	No further action required.	0	1
	Number of State complaints identified with violation(s)	NA	0	NA	No further action required.	0	1
	Number of State findings from State complaints corrected in a timely manner	NA	0	NA	No further action required.	0	1
	Number of due process hearings filed	NA	0	NA	No further action required.	0	0
	Number of due process hearings identified with violations	NA	0	NA	No further action required.	0	0
	Fiscal Accountability: Number of findings identified	NA	0	NA	No further action required.	0	0



**Mohammed Choudhury**  
State Superintendent of Schools

March 28, 2022

Dr. Daniel D. Curry  
Superintendent  
Calvert County Public Schools  
1305 Dares Beach Road  
Prince Frederick, MD 20678

Dear Dr. Curry:

The Maryland State Department of Education (MSDE), Division of Early Intervention and Special Education Services (DEI/SES) is required by the United States Department of Education (USDE), Office of Special Education Programs (OSEP) to make determinations annually regarding the performance of each local Infants and Toddlers Program (LITP) using one of the following four determination categories: "Meets Requirements," "Needs Assistance," "Needs Intervention," or "Needs Substantial Intervention" [34 CFR §§303.700 and 300.703]. The MSDE, DEI/SES uses a results-based rubric for given indicators to evaluate each LITP's Program's performance in meeting the State's identified targets. For Federal Fiscal Year (FFY) 2020 determinations, the Calvert County Infants and Toddlers Program has achieved the determination status of **"Needs Assistance, Year 2."**

Attached please find supporting documents:

1. *FFY 2020 Determination Overview* (identifies the Part C Indicators used to assign a local determination on page 1 – please note that fiscal and complaints/due process hearing data continues to be used);
2. *FFY 2020 Local Determination Scoring Criteria* (provides a six-year graduated results driven accountability plan used to make a local determination by year);
3. *FFY 2020 Annual Report Card on SPP/APR Part C Indicators* (provides a three-year local data analysis and required actions); and
4. *DEI/SES Differentiated Framework: Tiers of Supervision and Support* (provides the framework used by the DEI/SES to guide the level of monitoring and corresponding level of performance support provided to LITPs).

To implement a results-driven accountability system, we continue to focus on the three child outcome indicators. In 2020, a revised baseline was proposed to the USDE and new targets established. Please see the attached *Part C Child Outcomes Baselines and Targets for Local Determinations* document. The DEI/SES has developed one set of baselines and targets that are inclusive of both children who receive services from birth to three and children who receive services through an Extended Individualized Family Service Plan. The decision to examine child outcomes as one group independent of age was unanimously supported by LITP Directors and Preschool Coordinators through a stakeholder discussion held in 2014. Please note the attached revised baseline and targets for local determinations of Maryland's LITPs will not be included in Maryland's Annual Performance Report to OSEP. For federal reporting, OSEP requested that Maryland report child outcomes data for children birth to three years separately from child outcomes data for children older than three so that comparisons could be made with other states that are not serving children through an IFSP after age three.

Dr. Curry  
March 28, 2022  
Page Two

The shift to a more balanced accountability approach does not relieve the DEI/SES from ensuring compliance, correction of identified noncompliance, and the receipt of timely and accurate data. As a result of the accountability shift to an increased emphasis on results, an LITP's determination status may be impacted in the future.

The DEI/SES continues to recognize and value the commitment and delivery of highly-effective services implemented by each LITP. For the FFY 2020 local determinations, data were collected from July 1, 2020 to June 30, 2021. While data used in the FFY 2020 local determinations reflect program performance during to the COVID-19 pandemic, the required local program responsive actions will be implemented post-pandemic. For FFY 2020, the DEI/SES increased the number of results indicators required to "Meet Requirements."

To support Maryland's commitment to narrow the opportunity and achievement gaps for infants, toddlers, and young children with disabilities and their families, the implementation of the *DEI/SES Strategic Plan: Moving Maryland Forward* provides a statewide differentiated framework for general supervision and performance support. Based upon comprehensive data analysis (including the SPP/APR local determination status), the Calvert County Infants and Toddlers Program has been assigned the "**Targeted**" tier for the delivery of the DEI/SES technical assistance model for results. LITPs assigned to the Targeted tier will receive a comprehensive monitoring from the DEI/SES every other year.

LITPs are strongly encouraged to work closely with their Local Interagency Coordinating Council and Family Support Centers to perform an analysis of local data and infrastructure. The analysis should guide the development of strategies for data-informed decision-making, increased parent partnerships, strategic collaboration, and the use of evidence-based practices to improve the results for infants, toddlers, and young children with disabilities and their families. As we continue this shift in focus to results-driven accountability, the MSDE, DEI/SES will provide State and local professional learning opportunities.

Thank you for your hard work and commitment to excellence, equity, and efficiency. The MSDE is committed to supporting the efforts of the Calvert County Infants and Toddlers Program to improve results for infants, toddlers, and preschool age children with disabilities and their families. If you have any questions or wish to request technical assistance, please do not hesitate to call me at 410-767-0238.

Sincerely,



Marcella E. Franczkowski, M.S.  
Assistant State Superintendent  
Division of Early Intervention and  
Special Education Services



MEF/BMM/mj

Attachments



c: Mohammed Choudhury  
Deann Collins, Ed.D.  
Christina Harris  
Tatiana Owens

Brian Morrison  
Gary Richardson  
Carmen Brown



**Calvert County Infants and Toddlers Program**  
**Annual Data on Part C State Performance Plan (SPP) Priority Indicators**  
**for the Period July 1, 2020 – June 30, 2021**

Part C Annual SPP Performance Report								
<b>SPP/APR Indicators</b>  <b>Results Indicator</b>  <b>Compliance Indicator</b>			FFY 2020 (SFY 2021)			Action Required	Previous Results	
			State Target	Local Results	Target Met		FFY 2019	FFY 2018
<b>2</b>	Infants and Toddlers with IFSPs who receive services in natural environments COMAR 13A.13.01.07		94.50%	100%	Met	Target met. No further action required.	99.33%	96.79%
<b>2 Ext IFSP</b>	Infants and Toddlers with IFSPs who receive services in natural environments COMAR 13A.13.01.07		94.50%	88.89%	Not Met	Target not met. However, all children not receiving services in the natural environment had a justification based on the needs of the child. No further action required.	95.65%	78.95%
<b>3A</b>	Birth - 4 Outcomes: Use of social – emotional skills COMAR 13A.13.01.08	1. Exits with substantial growth	58.96%	45.45%	Not Met	Target not met. Submit an Improvement Plan within 30 days from the date of this letter; identify the root causes and evidence-based practices to demonstrate improved child results.	41.03%	44.07%
		2. Exits within age expectations	41.33%	37.21%	Not Met	Target not met. Submit an Improvement Plan within 30 days from the date of this letter; identify the root causes and evidence-based practices to demonstrate improved child results.	45.61%	52.18%
<b>3B</b>	Birth - 4 Outcomes: Use of knowledge and skills COMAR 13A.13.01.08	1. Exits with substantial growth	61.53%	50.00%	Not Met	Target not met. Submit an Improvement Plan within 30 days from the date of this letter; identify the root causes and evidence-based practices to demonstrate improved child results.	50.53%	48.53%
		2. Exits within age expectations	37.71%	31.01%	Not Met	Target not met. Submit an Improvement Plan within 30 days from the date of this letter; identify the root causes and evidence-based practices to demonstrate improved child results.	38.60%	47.19%
<b>3C</b>	Birth - 4 Outcomes: Use of appropriate behaviors COMAR 13A.13.01.08	1. Exits with substantial growth	61.16%	46.43%	Not Met	Target not met. Submit an Improvement Plan within 30 days from the date of this letter; identify the root causes and evidence-based practices to demonstrate improved child results.	47.31%	49.38%





**Calvert County Infants and Toddlers Program**  
**Annual Data on Part C State Performance Plan (SPP) Priority Indicators**  
**for the Period July 1, 2020 – June 30, 2021**

Part C Annual SPP Performance Report								
SPP/APR Indicators			FFY 2020 (SFY 2021)			Action Required	Previous Results	
 Results Indicator	 Compliance Indicator		State Target	Local Results	Target Met		FFY 2019	FFY 2018
		2. Exits within age expectations	38.63%	37.98%	Not Met	Target not met. Submit an Improvement Plan within 30 days from the date of this letter; identify the root causes and evidence-based practices to demonstrate improved child results.	44.74%	43.82%
<b>4</b>		Family Survey: Response Rate – Based on State Mean Response Rate  * Less than 10 survey responses	20%	67%	Met	No further action required.	NA	NA
<b>4A</b>		Families who report EIS helped them know their rights 20 U.S.C. 1416a(3)(A) and 1442	93.00%	100%	Met	Target met. No further action required.	92.31%	92.96%
<b>4B</b>		Families who report EIS helped them communicate their child's needs 20 U.S.C. 1416a(3)(A) and 1442	92.50%	100%	Met	Target met. No further action required.	94.87%	94.29%
<b>4C</b>		Families who report EIS helped them help their children develop and learn 20 U.S.C. 1416a(3)(A) and 1442	92.00%	100%	Met	Target met. No further action required.	94.94%	95.77%
<b>5</b>		Children birth to one served as a percentage of the population birth to one COMAR 13A.13.02.04	1.56%	1.81%	Met	Target met. No further action required.	1.24%	2.58%
<b>6</b>		Children birth to three served as a percentage of the population birth to 3 COMAR 13A.13.02.04	3.30%	4.61%	Met	Target met. No further action required.	5.33%	5.47%
<b>1</b>		Timely Delivery of IFSP Services COMAR 13A.13.01.07	100%	100%	Met	Target met. No further action required.	100%	99.43%
<b>7</b>		Percentage of toddlers for whom the evaluation and the initial IFSP was within 45 days from the date of referral  COMAR 13A.13.01.07	100%	100%	Met	Target met. No further action required.	100%	100%

**Calvert County Infants and Toddlers Program**  
**Annual Data on Part C State Performance Plan (SPP) Priority Indicators**  
**for the Period July 1, 2020 – June 30, 2021**

Part C Annual SPP Performance Report							
SPP/APR Indicators		FFY 2020 (SFY 2021)			Action Required	Previous Results	
 Results Indicator	 Compliance Indicator	State Target	Local Results	Target Met		FFY 2019	FFY 2018
<b>8A</b>	Percentage of toddlers exiting Part C for whom transition steps and services were added to the IFSP at least 90 days, and not more than nine months, prior to the toddler's third birthday  COMAR 13A.13.01.09	100%	100%	Met	Target met. No further action required.  Subsequent data demonstrated that the noncompliance identified in FFY 2019 was corrected within one year of the written finding.	95.52%	100%
<b>8B</b>	Percentage of toddlers for whom the LEA and SEA were notified of potential Part B eligibility at least 90 days prior to the third birthday  COMAR 13A.13.01.09	100%	100%	Met	Target met. No further action required.	100%	100%
<b>8C</b>	Percentage of children for whom the transition conference was held 90 days, and not more than nine months, prior to the toddler's third birthday  COMAR 13A.13.01.09	100%	100%	Met	Target met. No further action required.	100%	94.92%
	Correction of Noncompliance COMAR 13A.13.02.04	100%	100%	Met	Target met. No further action required.	100%	100%
	Timely and valid data	100%	100%	Met	Target met. No further action required.	100%	100%
	Number of complaints filed	NA	0	NA	No further action required.	0	0
	Number of State complaints identified with violation(s)	NA	0	NA	No further action required.	0	0
	Number of State findings from State complaints corrected in a timely manner	NA	0	NA	No further action required.	0	0
	Number of due process hearings filed	NA	0	NA	No further action required.	0	0

**Calvert County Infants and Toddlers Program**  
**Annual Data on Part C State Performance Plan (SPP) Priority Indicators**  
**for the Period July 1, 2020 – June 30, 2021**

Part C Annual SPP Performance Report							
<b>SPP/APR Indicators</b>  <b>Results Indicator</b>  <b>Compliance Indicator</b>		FFY 2020 (SFY 2021)			Action Required	Previous Results	
		State Target	Local Results	Target Met		FFY 2019	FFY 2018
	Number of due process hearings identified with violations	NA	0	NA	No further action required.	0	0
	Fiscal Accountability: Number of findings identified	NA	0	NA	No further action required.	0	0





**Mohammed Choudhury**  
State Superintendent of Schools

March 28, 2022

Dr. Derek Simmons  
Interim Superintendent  
Caroline County Public Schools  
204 Franklin Street  
Denton, MD 21629

Dear Dr. Simmons:

The Maryland State Department of Education (MSDE), Division of Early Intervention and Special Education Services (DEI/SES) is required by the United States Department of Education (USDE), Office of Special Education Programs (OSEP) to make determinations annually regarding the performance of each local Infants and Toddlers Program (LITP) using one of the following four determination categories: “Meets Requirements,” “Needs Assistance,” “Needs Intervention,” or “Needs Substantial Intervention” [34 CFR §§303.700 and 300.703]. The MSDE, DEI/SES uses a results-based rubric for given indicators to evaluate each LITP’s Program’s performance in meeting the State’s identified targets. For Federal Fiscal Year (FFY) 2020 determinations, the Caroline County Infants and Toddlers Program has achieved the determination status of “**Meets Requirements.**”

Attached please find supporting documents:

1. *FFY 2020 Determination Overview* (identifies the Part C Indicators used to assign a local determination on page 1 – please note that fiscal and complaints/due process hearing data continues to be used);
2. *FFY 2020 Local Determination Scoring Criteria* (provides a six-year graduated results driven accountability plan used to make a local determination by year);
3. *FFY 2020 Annual Report Card on SPP/APR Part C Indicators* (provides a three-year local data analysis and required actions); and
4. *DEI/SES Differentiated Framework: Tiers of Supervision and Support* (provides the framework used by the DEI/SES to guide the level of monitoring and corresponding level of performance support provided to LITPs).

To implement a results-driven accountability system, we continue to focus on the three child outcome indicators. In 2020, a revised baseline was proposed to the USDE and new targets established. Please see the attached *Part C Child Outcomes Baselines and Targets for Local Determinations* document. The DEI/SES has developed one set of baselines and targets that are inclusive of both children who receive services from birth to three and children who receive services through an Extended Individualized Family Service Plan. The decision to examine child outcomes as one group independent of age was unanimously supported by LITP Directors and Preschool Coordinators through a stakeholder discussion held in 2014. Please note the attached revised baseline and targets for local determinations of Maryland’s LITPs will not be included in Maryland’s Annual Performance Report to OSEP. For federal reporting, OSEP requested that Maryland report child outcomes data for children birth to three years separately from child outcomes data for children older than three so that comparisons could be made with other states that are not serving children through an IFSP after age three.

The shift to a more balanced accountability approach does not relieve the DEI/SES from ensuring compliance, correction of identified noncompliance, and the receipt of timely and accurate data. As a result of the accountability shift to an increased emphasis on results, an LITP's determination status may be impacted in the future.

The DEI/SES continues to recognize and value the commitment and delivery of highly-effective services implemented by each LITP. For the FFY 2020 local determinations, data were collected from July 1, 2020 to June 30, 2021. While data used in the FFY 2020 local determinations reflect program performance during to the COVID-19 pandemic, the required local program responsive actions will be implemented post-pandemic. For FFY 2020, the DEI/SES increased the number of results indicators required to "Meet Requirements."

To support Maryland's commitment to narrow the opportunity and achievement gaps for infants, toddlers, and young children with disabilities and their families, the implementation of the *DEI/SES Strategic Plan: Moving Maryland Forward* provides a statewide differentiated framework for general supervision and performance support. Based upon comprehensive data analysis (including the SPP/APR local determination status), the Caroline County Infants and Toddlers Program has been assigned the "**Universal**" tier for the delivery of the DEI/SES technical assistance model for results. LITPs assigned to the Universal tier will receive a comprehensive monitoring from the DEI/SES every four years.

LITPs are strongly encouraged to work closely with their Local Interagency Coordinating Council and Family Support Centers to perform an analysis of local data and infrastructure. The analysis should guide the development of strategies for data-informed decision-making, increased parent partnerships, strategic collaboration, and the use of evidence-based practices to improve the results for infants, toddlers, and young children with disabilities and their families. As we continue this shift in focus to results-driven accountability, the MSDE, DEI/SES will provide State and local professional learning opportunities.

Thank you for your hard work and commitment to excellence, equity, and efficiency. The MSDE is committed to supporting the efforts of the Caroline County Infants and Toddlers Program to improve results for infants, toddlers, and preschool age children with disabilities and their families. If you have any questions or wish to request technical assistance, please do not hesitate to call me at 410-767-0238.

Sincerely,



Marcella E. Franczkowski, M.S.  
Assistant State Superintendent  
Division of Early Intervention and  
Special Education Services

MEF/BMM/mj

Attachments



c: Mohammed Choudhury  
Deann Collins, Ed.D.  
Elizabeth Anthony  
Carissa Hollinger  
Anglea Gebert

Brian Morrison  
Gary Richardson  
Carmen Brown








**Caroline County Infants and Toddlers Program**  
**Annual Data on Part C State Performance Plan (SPP) Priority Indicators**  
**for the Period July 1, 2020 – June 30, 2021**

Part C Annual SPP Performance Report								
SPP/APR Indicators <div><div>Results Indicator</div><div>Compliance Indicator</div></div>			FFY 2020 (SFY 2021)			Action Required	Previous Results	
			State Target	Local Results	Target Met		FFY 2019	FFY 2018
2	Infants and Toddlers with IFSPs who receive services in natural environments COMAR 13A.13.01.07		94.50%	100%	Met	Target met. No further action required.	100%	100%
2 Ext IFSP	Infants and Toddlers with IFSPs who receive services in natural environments COMAR 13A.13.01.07		94.50%	100%	Met	Target met. No further action required.	100%	100%
3A	Birth - 4 Outcomes: Use of social – emotional skills COMAR 13A.13.01.08	1. Exits with substantial growth	58.96%	68.42%	Met	Target met. No further action required.	53.57%	58.33%
		2. Exits within age expectations	41.33%	61.90%	Met	Target met. No further action required.	48.48%	44.00%
3B	Birth - 4 Outcomes: Use of knowledge and skills COMAR 13A.13.01.08	1. Exits with substantial growth	61.53%	66.67%	Met	Target met. No further action required.	67.86%	76.00%
		2. Exits within age expectations	37.71%	57.14%	Met	Target met. No further action required.	51.72%	44.00%
3C	Birth - 4 Outcomes: Use of appropriate behaviors COMAR 13A.13.01.08	1. Exits with substantial growth	61.16%	80.00%	Met	Target met. No further action required.	67.86%	82.61%
		2. Exits within age expectations	38.63%	66.67%	Met	Target met. No further action required.	55.17%	48.00%
4	Family Survey: Response Rate – Based on State Mean Response Rate  * Less than 10 survey responses		20%	56%	Met	No further action required.	NA	NA
4A	Families who report EIS helped them know their rights 20 U.S.C. 1416a(3)(A) and 1442		93.00%	100%	Met	Target met. No further action required.	100%	97.06%
4B	Families who report EIS helped them communicate their child’s needs 20 U.S.C. 1416a(3)(A) and 1442		92.50%	100%	Met	Target met. No further action required.	100%	93.94%

**Caroline County Infants and Toddlers Program**  
**Annual Data on Part C State Performance Plan (SPP) Priority Indicators**  
**for the Period July 1, 2020 – June 30, 2021**

Part C Annual SPP Performance Report							
SPP/APR Indicators		FFY 2020 (SFY 2021)			Action Required	Previous Results	
 Results Indicator	 Compliance Indicator	State Target	Local Results	Target Met		FFY 2019	FFY 2018
<b>4C</b>	Families who report EIS helped them help their children develop and learn 20 U.S.C. 1416a(3)(A) and 1442	92.00%	100%	Met	Target met. No further action required.	100%	100%
<b>5</b>	Children birth to one served as a percentage of the population birth to one COMAR 13A.13.02.04	1.56%	2.59%	Met	Target met. No further action required.	3.05%	2.59%
<b>6</b>	Children birth to three served as a percentage of the population birth to 3 COMAR 13A.13.02.04	3.30%	3.29%	Not Met	Target not met. Submit an Improvement Plan within 30 days from the date of this letter; identify the root causes and evidence-based practices to demonstrate improved child results.	3.46%	3.81%
<b>1</b>	Timely Delivery of IFSP Services COMAR 13A.13.01.07	100%	100%	Met	Target met. No further action required.	100%	100%
<b>7</b>	Percentage of toddlers for whom the evaluation and the initial IFSP was within 45 days from the date of referral COMAR 13A.13.01.07	100%	98.25%	Not Met	Target not met. Submit an Improvement Plan within 30 days from the date of this letter; identify the root causes and evidence-based practices to demonstrate improved child results. Correction of the noncompliance must be demonstrated and verified within one year.	100%	100%
<b>8A</b>	Percentage of toddlers exiting Part C for whom transition steps and services were added to the IFSP at least 90 days, and not more than nine months, prior to the toddler's third birthday COMAR 13A.13.01.09	100%	100%	Met	Target met. No further action required.	100%	100%
<b>8B</b>	Percentage of toddlers for whom the LEA and SEA were notified of potential Part B eligibility at least 90 days prior to the third birthday COMAR 13A.13.01.09	100%	100%	Met	Target met. No further action required.	100%	100%
<b>8C</b>	Percentage of children for whom the transition conference was held 90 days, and not more than nine months, prior to the toddler's third birthday COMAR 13A.13.01.09	100%	100%	Met	Target met. No further action required.	100%	100%

**Caroline County Infants and Toddlers Program**  
**Annual Data on Part C State Performance Plan (SPP) Priority Indicators**  
**for the Period July 1, 2020 – June 30, 2021**

Part C Annual SPP Performance Report							
<b>SPP/APR Indicators</b>  <b>Results Indicator</b>  <b>Compliance Indicator</b>		FFY 2020 (SFY 2021)			Action Required	Previous Results	
		State Target	Local Results	Target Met		FFY 2019	FFY 2018
	Correction of Noncompliance COMAR 13A.13.02.04	100%	100%	Met	Target met. No further action required.	100%	100%
	Timely and valid data	100%	100%	Met	Target met. No further action required.	100%	100%
	Number of complaints filed	NA	0	NA	No further action required.	0	0
	Number of State complaints identified with violation(s)	NA	0	NA	No further action required.	0	0
	Number of State findings from State complaints corrected in a timely manner	NA	0	NA	No further action required.	0	0
	Number of due process hearings file	NA	0	NA	No further action required.	0	0
	Number of due process hearings identified with violations	NA	0	NA	No further action required.	0	0
	Fiscal Accountability: Number of findings identified	NA	0	NA	No further action required.	0	0



**Mohammed Choudhury**  
State Superintendent of Schools

March 28, 2022

Dr. Steven A. Lockard  
Superintendent  
Carroll County Public Schools  
125 North Court Street  
Westminster, MD 21157

Dear Dr. Lockard:

The Maryland State Department of Education (MSDE), Division of Early Intervention and Special Education Services (DEI/SES) is required by the United States Department of Education (USDE), Office of Special Education Programs (OSEP) to make determinations annually regarding the performance of each local Infants and Toddlers Program (LITP) using one of the following four determination categories: "Meets Requirements," "Needs Assistance," "Needs Intervention," or "Needs Substantial Intervention" [34 CFR §§303.700 and 300.703]. The MSDE, DEI/SES uses a results-based rubric for given indicators to evaluate each local Infants and Toddlers Program's performance in meeting the State's identified targets. For Federal Fiscal Year (FFY) 2020 determinations, the Carroll County Infants and Toddlers Program has achieved the determination status of **"Needs Intervention – Year 1."**

Attached please find supporting documents:

1. *FFY 2020 Determination Overview* (identifies the Part C Indicators used to assign a local determination on page 1 – please note that fiscal and complaints/due process hearing data continues to be used);
2. *FFY 2020 Local Determination Scoring Criteria* (provides a six-year graduated results driven accountability plan used to make a local determination by year);
3. *FFY 2020 Annual Report Card on SPP/APR Part C Indicators* (provides a three-year local data analysis and required actions); and
4. *DEI/SES Differentiated Framework: Tiers of Supervision and Support* (provides the framework used by the DEI/SES to guide the level of monitoring and corresponding level of performance support provided to LITPs).

To implement a results-driven accountability system, we continue to focus on the three child outcome indicators. In 2020, a revised baseline was proposed to the USDE and new targets established. Please see the attached *Part C Child Outcomes Baselines and Targets for Local Determinations* document. The DEI/SES has developed one set of baselines and targets that are inclusive of both children who receive services from birth to three and children who receive services through an Extended Individualized Family Services Plan. The decision to examine child outcomes as one group independent of age was unanimously supported by LITP Directors and Preschool Coordinators through a stakeholder discussion held in 2014. Please note the attached revised baseline and targets for local determinations of Maryland's LITPs will not be included in Maryland's Annual Performance Report to OSEP. For federal reporting, OSEP requested that Maryland report child outcomes data for children birth to three years separately from child outcomes data for children older than three so that comparisons could be made with other states that are not serving children through an IFSP after age three.

The shift to a more balanced accountability approach does not relieve the DEI/SES from ensuring compliance, correction of identified noncompliance, and the receipt of timely and accurate data. As a result of the accountability shift to an increased emphasis on results, an LITP's determination status may be impacted in the future.

The DEI/SES continues to recognize and value the commitment and delivery of highly-effective services implemented by each LITP. For the FFY 2020 local determinations, data were collected from July 1, 2020 to June 30, 2021. While data used in the FFY 2020 local determinations reflect program performance during to the COVID-19 pandemic, the required local program responsive actions will be implemented post-pandemic. For FFY 2020, the DEI/SES increased the number of results indicators required to "Meet Requirements."

To support Maryland's commitment to narrow the opportunity and achievement gaps for infants, toddlers, and young children with disabilities and their families, the implementation of the *DEI/SES Strategic Plan: Moving Maryland Forward* provides a statewide differentiated framework for general supervision and performance support. Based upon comprehensive data analysis (including the SPP/APR local determination status), the Carroll County Infants and Toddlers Program has been assigned the "**Targeted**" tier for the delivery of the DEI/SES technical assistance model for results. LITPs assigned to the Targeted tier will receive a comprehensive monitoring from the DEI/SES every other year.

LITPs are strongly encouraged to work closely with their Local Interagency Coordinating Council and Family Support Centers to perform an analysis of local data and infrastructure. The analysis should guide the development of strategies for data-informed decision-making, increased parent partnerships, strategic collaboration, and the use of evidence-based practices to improve the results for infants, toddlers, and young children with disabilities and their families. As we continue this shift in focus to results-driven accountability, the MSDE, DEI/SES will provide State and local professional learning opportunities.

Thank you for your hard work and commitment to excellence, equity, and efficiency. The MSDE is committed to supporting the efforts of the Carroll County Infants and Toddlers Program to improve results for infants, toddlers, and preschool age children with disabilities and their families. If you have any questions or wish to request technical assistance, please do not hesitate to call me at 410-767-0238.

Sincerely,



Marcella E. Franczkowski, M.S.  
Assistant State Superintendent  
Division of Early Intervention and  
Special Education Services



MEF/BMM/mj

Attachments

c:	Mohammed Choudhury	Brian Morrison
	Deann Collins, Ed.D.	Gary Richardson
	Nicholas Shockney	Carmen Brown
	Brynn Falise	





**Carroll County Infants and Toddlers Program**  
**Annual Data on Part C State Performance Plan (SPP) Priority Indicators**  
**for the Period July 1, 2020 – June 30, 2021**



Part C Annual SPP Performance Report							
<b>SPP/APR Indicators</b>  <b>Results Indicator</b>  <b>Compliance Indicator</b>		FFY 2020 (SFY 2021)			Action Required	Previous Results	
		State Target	Local Results	Target Met		FFY 2019	FFY 2018
<b>2</b>	Infants and Toddlers with IFSPs who receive services in natural environments COMAR 13A.13.01.07	94.50%	99.34%	Met	Target met. No further action required.	98.11%	97.69%
<b>2 Ext IFSP</b>	Infants and Toddlers with IFSPs who receive services in natural environments COMAR 13A.13.01.07	94.50%	100%	Met	Target met. No further action required.	100%	100%
<b>3A</b>	Birth - 4 Outcomes: Use of social – emotional skills COMAR 13A.13.01.08	58.96%	53.60%	Not Met	Target not met. Submit an Improvement Plan within 30 days from the date of this letter; identify the root causes and evidence-based practices to demonstrate improved child results.	36.11%	56.31%
	2. Exits within age expectations	41.33%	40.54%	Not Met	Target not met. Submit an Improvement Plan within 30 days from the date of this letter; identify the root causes and evidence-based practices to demonstrate improved child results.	44.68%	55.80%
<b>3B</b>	Birth - 4 Outcomes: Use of knowledge and skills COMAR 13A.13.01.08	61.53%	52.99%	Not Met	Target not met. Submit an Improvement Plan within 30 days from the date of this letter; identify the root causes and evidence-based practices to demonstrate improved child results.	42.47%	58.65%
	2. Exits within age expectations	37.71%	31.08%	Not Met	Target not met. Submit an Improvement Plan within 30 days from the date of this letter; identify the root causes and evidence-based practices to demonstrate improved child results.	42.55%	55.80%
<b>3C</b>	Birth - 4 Outcomes: Use of appropriate behaviors COMAR 13A.13.01.08	61.16%	56.30%	Not Met	Target not met. Submit an Improvement Plan within 30 days from the date of this letter; identify the root causes and evidence-based practices to demonstrate improved child results.	61.90%	64.52%





**Carroll County Infants and Toddlers Program**  
**Annual Data on Part C State Performance Plan (SPP) Priority Indicators**  
**for the Period July 1, 2020 – June 30, 2021**

Part C Annual SPP Performance Report								
SPP/APR Indicators			FFY 2020 (SFY 2021)			Action Required	Previous Results	
 Results Indicator	 Compliance Indicator		State Target	Local Results	Target Met		FFY 2019	FFY 2018
		2. Exits within age expectations	38.63%	37.84%	Not Met	Target not met. Submit an Improvement Plan within 30 days from the date of this letter; identify the root causes and evidence-based practices to demonstrate improved child results.	44.68%	52.90%
<b>4</b>		Family Survey: Response Rate – Based on State Mean Response Rate  * Less than 10 survey responses	20%	13%	Not Met	Submit an Improvement Plan within 30 days from the date of this letter; identify strategies to improve the Family Survey response rate.	NA	NA
<b>4A</b>		Families who report EIS helped them know their rights 20 U.S.C. 1416a(3)(A) and 1442	93.00%	96.43%	Met	Target met. No further action required.	95.83%	94.64%
<b>4B</b>		Families who report EIS helped them communicate their child's needs 20 U.S.C. 1416a(3)(A) and 1442	92.50%	88.89%	Not Met	Target not met. Submit an Improvement Plan within 30 days from the date of this letter; identify the root causes and evidence-based practices to demonstrate improved child results.	95.83%	94.44%
<b>4C</b>		Families who report EIS helped them help their children develop and learn 20 U.S.C. 1416a(3)(A) and 1442	92.00%	88.89%	Not Met	Target not met. Submit an Improvement Plan within 30 days from the date of this letter; identify the root causes and evidence-based practices to demonstrate improved child results.	95.83%	92.59%
<b>5</b>		Children birth to one served as a percentage of the population birth to one COMAR 13A.13.02.04	1.56%	1.23%	Not Met	Target not met. Submit an Improvement Plan within 30 days from the date of this letter; identify the root causes and evidence-based practices to demonstrate improved child results.	2.06%	1.83%
<b>6</b>		Children birth to three served as a percentage of the population birth to 3 COMAR 13A.13.02.04	3.30%	2.85%	Not Met	Target not met. Submit an Improvement Plan within 30 days from the date of this letter; identify the root causes and evidence-based practices to demonstrate improved child results.	3.02%	3.23%

**Carroll County Infants and Toddlers Program**  
**Annual Data on Part C State Performance Plan (SPP) Priority Indicators**  
**for the Period July 1, 2020 – June 30, 2021**

Part C Annual SPP Performance Report							
SPP/APR Indicators		FFY 2020 (SFY 2021)			Action Required	Previous Results	
 Results Indicator	 Compliance Indicator	State Target	Local Results	Target Met		FFY 2019	FFY 2018
<b>1</b>	Timely Delivery of IFSP Services COMAR 13A.13.01.07	100%	99.62%	Not Met	Target not met. Submit an Improvement Plan within 30 days from the date of this letter; identify the root causes and evidence-based practices to demonstrate improved child results. Correction of the noncompliance must be demonstrated and verified within one year.  Subsequent data demonstrated that the noncompliance identified in FFY 2019 was corrected within one year of the written finding.	99.49%	99.48%
<b>7</b>	Percentage of toddlers for whom the evaluation and the initial IFSP was within 45 days from the date of referral COMAR 13A.13.01.07	100%	99.02%	Not Met	Target not met. Submit an Improvement Plan within 30 days from the date of this letter; identify the root causes and evidence-based practices to demonstrate improved child results. Correction of the noncompliance must be demonstrated and verified within one year.  Subsequent data demonstrated that the noncompliance identified in FFY 2019 was corrected within one year of the written finding.	98.88%	99.50%
<b>8A</b>	Percentage of toddlers exiting Part C for whom transition steps and services were added to the IFSP at least 90 days, and not more than nine months, prior to the toddler's third birthday COMAR 13A.13.01.09	100%	89.61%	Not Met	Target not met. Submit an Improvement Plan within 30 days from the date of this letter; identify the root causes and evidence-based practices to demonstrate improved child results. Correction of the noncompliance must be demonstrated and verified within one year.	97.14%	100%

**Carroll County Infants and Toddlers Program**  
**Annual Data on Part C State Performance Plan (SPP) Priority Indicators**  
**for the Period July 1, 2020 – June 30, 2021**

Part C Annual SPP Performance Report							
SPP/APR Indicators		FFY 2020 (SFY 2021)			Action Required	Previous Results	
 Results Indicator	 Compliance Indicator	State Target	Local Results	Target Met		FFY 2019	FFY 2018
<b>8B</b>	Percentage of toddlers for whom the LEA and SEA were notified of potential Part B eligibility at least 90 days prior to the third birthday COMAR 13A.13.01.09	100%	100%	Met	Target met. No further action required.  Subsequent data demonstrated that the noncompliance identified in FFY 2019 was corrected within one year of the written finding.	100%	100%
<b>8C</b>	Percentage of children for whom the transition conference was held 90 days, and not more than nine months, prior to the toddler's third birthday COMAR 13A.13.01.09	100%	90.91%	Not Met	Target not met. Submit an Improvement Plan within 30 days from the date of this letter; identify the root causes and evidence-based practices to demonstrate improved child results. Correction of the noncompliance must be demonstrated and verified within one year.  Subsequent data demonstrated that the noncompliance identified in FFY 2019 was corrected within one year of the written finding.	95.59%	100%
	Correction of Noncompliance COMAR 13A.13.02.04	100%	100%	Met	Target met. No further action required.	100%	100%
	Timely and valid data	100%	100%	Met	Target met. No further action required.	100%	100%
	Number of complaints filed	NA	0	NA	No further action required.	0	1
	Number of State complaints identified with violation(s)	NA	0	NA	No further action required.	0	0
	Number of State findings from State complaints corrected in a timely manner	NA	0	NA	No further action required.	0	0
	Number of due process hearings filed	NA	0	NA	No further action required.	0	0

**Carroll County Infants and Toddlers Program**  
**Annual Data on Part C State Performance Plan (SPP) Priority Indicators**  
**for the Period July 1, 2020 – June 30, 2021**

	Number of due process hearings identified with violations	NA	0	NA	No further action required.	0	0
	Fiscal Accountability: Number of findings identified	NA	0	NA	No further action required.	0	0



March 28, 2022

Dr. Jeffrey A. Lawson  
Superintendent  
Cecil County Public Schools  
201 Booth Street  
Elkton, MD 21921

Dear Dr. Lawson:

The Maryland State Department of Education (MSDE), Division of Early Intervention and Special Education Services (DEI/SES) is required by the United States Department of Education (USDE), Office of Special Education Programs (OSEP) to make determinations annually regarding the performance of each local Infants and Toddlers Program (LITP) using one of the following four determination categories: “Meets Requirements,” “Needs Assistance,” “Needs Intervention,” or “Needs Substantial Intervention” [34 CFR §§303.700 and 300.703]. The MSDE, DEI/SES uses a results-based rubric for given indicators to evaluate each LITP’s Program’s performance in meeting the State’s identified targets. For Federal Fiscal Year (FFY) 2020 determinations, the Cecil County Infants and Toddlers Program has achieved the determination status of “**Meets Requirements.**”

Attached please find supporting documents:

1. *FFY 2020 Determination Overview* (identifies the Part C Indicators used to assign a local determination on page 1 – please note that fiscal and complaints/due process hearing data continues to be used);
2. *FFY 2020 Local Determination Scoring Criteria* (provides a six-year graduated results driven accountability plan used to make a local determination by year);
3. *FFY 2020 Annual Report Card on SPP/APR Part C Indicators* (provides a three-year local data analysis and required actions); and
4. *DEI/SES Differentiated Framework: Tiers of Supervision and Support* (provides the framework used by the DEI/SES to guide the level of monitoring and corresponding level of performance support provided to LITPs).

To implement a results-driven accountability system, we continue to focus on the three child outcome indicators. In 2020, a revised baseline was proposed to the USDE and new targets established. Please see the attached *Part C Child Outcomes Baselines and Targets for Local Determinations* document. The DEI/SES has developed one set of baselines and targets that are inclusive of both children who receive services from birth to three and children who receive services through an Extended Individualized Family Service Plan. The decision to examine child outcomes as one group independent of age was unanimously supported by LITP Directors and Preschool Coordinators through a stakeholder discussion held in 2014. Please note the attached revised baseline and targets for local determinations of Maryland’s LITPs will not be included in Maryland’s Annual Performance Report to OSEP. For federal reporting, OSEP requested that Maryland report child outcomes data for children birth to three years separately from child outcomes data for children older than three so that comparisons could be made with other states that are not serving children through an IFSP after age three.

The shift to a more balanced accountability approach does not relieve the DEI/SES from ensuring compliance, correction of identified noncompliance, and the receipt of timely and accurate data. As a result of the accountability shift to an increased emphasis on results, an LITP's determination status may be impacted in the future.

The DEI/SES continues to recognize and value the commitment and delivery of highly-effective services implemented by each LITP. For the FFY 2020 local determinations, data were collected from July 1, 2020 to June 30, 2021. While data used in the FFY 2020 local determinations reflect program performance during to the COVID-19 pandemic, the required local program responsive actions will be implemented post-pandemic. For FFY 2020, the DEI/SES increased the number of results indicators required to "Meet Requirements."

To support Maryland's commitment to narrow the opportunity and achievement gaps for infants, toddlers, and young children with disabilities and their families, the implementation of the *DEI/SES Strategic Plan: Moving Maryland Forward* provides a statewide differentiated framework for general supervision and performance support. Based upon comprehensive data analysis (including the SPP/APR local determination status), the Cecil County Infants and Toddlers Program has been assigned the "**Universal**" tier for the delivery of the DEI/SES technical assistance model for results. LITPs assigned to the Universal tier will receive a comprehensive monitoring from the DEI/SES every four years.

LITPs are strongly encouraged to work closely with their Local Interagency Coordinating Council and Family Support Centers to perform an analysis of local data and infrastructure. The analysis should guide the development of strategies for data-informed decision-making, increased parent partnerships, strategic collaboration, and the use of evidence-based practices to improve the results for infants, toddlers, and young children with disabilities and their families. As we continue this shift in focus to results-driven accountability, the MSDE, DEI/SES will provide State and local professional learning opportunities.

Thank you for your hard work and commitment to excellence, equity, and efficiency. The MSDE is committed to supporting the efforts of the Cecil County Infants and Toddlers Program to improve results for infants, toddlers, and preschool age children with disabilities and their families. If you have any questions or wish to request technical assistance, please do not hesitate to call me at 410-767-0238.

Sincerely,



Marcella E. Franczkowski, M.S.  
Assistant State Superintendent  
Division of Early Intervention and  
Special Education Services

MEF/BMM/mj

Attachments



c: Mohammed Choudhury  
Deann Collins, Ed.D.  
Rebecca Miller  
Jennifer Ayers

Brian Morrison  
Gary Richardson  
Carmen Brown

**Cecil County Infants and Toddlers Program**  
**Annual Data on Part C State Performance Plan (SPP) Priority Indicators**  
**for the Period July 1, 2020 – June 30, 2021**



Part C Annual SPP Performance Report								
SPP/APR Indicators <div>Results Indicator</div> <div>Compliance Indicator</div>			FFY 2020 (SFY 2021)			Action Required	Previous Results	
			State Target	Local Results	Target Met		FFY 2019	FFY 2018
2	Infants and Toddlers with IFSPs who receive services in natural environments COMAR 13A.13.01.07		94.50%	100%	Met	Target met. No further action required.	100%	100%
2 Ext IFSP	Infants and Toddlers with IFSPs who receive services in natural environments COMAR 13A.13.01.07		94.50%	100%	Met	Target met. No further action required.	100%	100%
3A	Birth - 4 Outcomes: Use of social – emotional skills COMAR 13A.13.01.08	1. Exits with substantial growth	58.96%	44.74%	Not Met	Target not met. Submit an Improvement Plan within 30 days from the date of this letter; identify the root causes and evidence-based practices to demonstrate improved child results.	64.71%	61.02%
		2. Exits within age expectations	41.33%	42.86%	Met	Target met. No further action required.	61.06%	61.73%
3B	Birth - 4 Outcomes: Use of knowledge and skills COMAR 13A.13.01.08	1. Exits with substantial growth	61.53%	57.78%	Not Met	Target not met. Submit an Improvement Plan within 30 days from the date of this letter; identify the root causes and evidence-based practices to demonstrate improved child results.	62.50%	59.68%
		2. Exits within age expectations	37.71%	37.76%	Met	Target met. No further action required.	54.87%	61.73%
3C	Birth - 4 Outcomes: Use of appropriate behaviors COMAR 13A.13.01.08	1. Exits with substantial growth	61.16%	46.59%	Not Met	Target not met. Submit an Improvement Plan within 30 days from the date of this letter; identify the root causes and evidence-based practices to demonstrate improved child results.	67.33%	70.00%
		2. Exits within age expectations	38.63%	40.82%	Met	Target met. No further action required.	57.52%	55.56%
4	Family Survey: Response Rate – Based on State Mean Response Rate  * Less than 10 survey responses		20%	32%	Met	No further action required.	NA	NA

**Cecil County Infants and Toddlers Program**  
**Annual Data on Part C State Performance Plan (SPP) Priority Indicators**  
**for the Period July 1, 2020 – June 30, 2021**




Part C Annual SPP Performance Report							
<b>SPP/APR Indicators</b>  <b>Results Indicator</b>  <b>Compliance Indicator</b>		FFY 2020 (SFY 2021)			Action Required	Previous Results	
		State Target	Local Results	Target Met		FFY 2019	FFY 2018
<b>4A</b>	Families who report EIS helped them know their rights 20 U.S.C. 1416a(3)(A) and 1442	93.00%	96.43%	Met	Target met. No further action required.	100%	98.39%
<b>4B</b>	Families who report EIS helped them communicate their child's needs 20 U.S.C. 1416a(3)(A) and 144	92.50%	96.43%	Met	Target met. No further action required.	66.67%	100%
<b>4C</b>	Families who report EIS helped them help their children develop and learn 20 U.S.C. 1416a(3)(A) and 1442	92.00%	96.36%	Met	Target met. No further action required.	66.67%	98.33%
<b>5</b>	Children birth to one served as a percentage of the population birth to one COMAR 13A.13.02.04	1.56%	2.42%	Met	Target met. No further action required.	2.29%	2.61%
<b>6</b>	Children birth to three served as a percentage of the population birth to 3 COMAR 13A.13.02.04	3.30%	4.41%	Met	Target met. No further action required.	4.85%	4.63%
<b>1</b>	Timely Delivery of IFSP Services COMAR 13A.13.01.07	100%	100%	Met	Target met. No further action required.	100%	100%
<b>7</b>	Percentage of toddlers for whom the evaluation and the initial IFSP was within 45 days from the date of referral COMAR 13A.13.01.07	100%	100%	Met	Target met. No further action required.	100%	100%



**Cecil County Infants and Toddlers Program**  
**Annual Data on Part C State Performance Plan (SPP) Priority Indicators**  
**for the Period July 1, 2020 – June 30, 2021**

Part C Annual SPP Performance Report							
SPP/APR Indicators		FFY 2020 (SFY 2021)			Action Required	Previous Results	
 Results Indicator	 Compliance Indicator	State Target	Local Results	Target Met		FFY 2019	FFY 2018
<b>8A</b>	Percentage of toddlers exiting Part C for whom transition steps and services were added to the IFSP at least 90 days, and not more than nine months, prior to the toddler's third birthday  COMAR 13A.13.01.09	100%	100%	Met	Target met. No further action required.  Subsequent data demonstrated that the noncompliance identified in FFY 2019 was corrected within one year of the written finding.	95.77%	97.18%
<b>8B</b>	Percentage of toddlers for whom the LEA and SEA were notified of potential Part B eligibility at least 90 days prior to the third birthday  COMAR 13A.13.01.09	100%	100%	Met	Target met. No further action required.	100%	100%
<b>8C</b>	Percentage of children for whom the transition conference was held 90 days, and not more than nine months, prior to the toddler's third birthday  COMAR 13A.13.01.09	100%	100%	Met	Target met. No further action required.	100%	97.14%
	Correction of Noncompliance  COMAR 13A.13.02.04	100%	100%	Met	Target met. No further action required.	100%	100%
	Timely and valid data	100%	100%	Met	Target met. No further action required.	100%	100%
	Number of complaints filed	NA	0	NA	No further action required.	0	0
	Number of State complaints identified with violation(s)	NA	0	NA	No further action required.	0	0
	Number of State findings from State complaints corrected in a timely manner	NA	0	NA	No further action required.	0	0
	Number of due process hearings filed	NA	0	NA	No further action required.	0	0
	Number of due process hearings identified with violations	NA	0	NA	No further action required.	0	0

**Cecil County Infants and Toddlers Program**  
**Annual Data on Part C State Performance Plan (SPP) Priority Indicators**  
**for the Period July 1, 2020 – June 30, 2021**

Part C Annual SPP Performance Report							
<b>SPP/APR Indicators</b>  <b>Results Indicator</b>  <b>Compliance Indicator</b>		FFY 2020 (SFY 2021)			Action Required	Previous Results	
		State Target	Local Results	Target Met		FFY 2019	FFY 2018
	Fiscal Accountability: Number of findings identified	NA	0	NA	No further action required.	0	0



**Mohammed Choudhury**  
State Superintendent of Schools

March 28, 2022

Dr. Maria Navarro  
Superintendent  
Charles County Public Schools  
P.O. Box 2770  
LaPlata, MD 20646

Dear Dr. Navarro:

The Maryland State Department of Education (MSDE), Division of Early Intervention and Special Education Services (DEI/SES) is required by the United States Department of Education (USDE), Office of Special Education Programs (OSEP) to make determinations annually regarding the performance of each local Infants and Toddlers Program (LITP) using one of the following four determination categories: “Meets Requirements,” “Needs Assistance,” “Needs Intervention,” or “Needs Substantial Intervention” [34 CFR §§303.700 and 300.703]. The MSDE, DEI/SES uses a results-based rubric for given indicators to evaluate each LITP’s Program’s performance in meeting the State’s identified targets. For Federal Fiscal Year (FFY) 2020 determinations, the Charles County Infants and Toddlers Program has achieved the determination status of **“Meets Requirements.”**

Attached please find supporting documents:

1. *FFY 2020 Determination Overview* (identifies the Part C Indicators used to assign a local determination on page 1 – please note that fiscal and complaints/due process hearing data continues to be used);
2. *FFY 2020 Local Determination Scoring Criteria* (provides a six-year graduated results driven accountability plan used to make a local determination by year);
3. *FFY 2020 Annual Report Card on SPP/APR Part C Indicators* (provides a three-year local data analysis and required actions); and
4. *DEI/SES Differentiated Framework: Tiers of Supervision and Support* (provides the framework used by the DEI/SES to guide the level of monitoring and corresponding level of performance support provided to LITPs).

To implement a results-driven accountability system, we continue to focus on the three child outcome indicators. In 2020, a revised baseline was proposed to the USDE and new targets established. Please see the attached *Part C Child Outcomes Baselines and Targets for Local Determinations* document. The DEI/SES has developed one set of baselines and targets that are inclusive of both children who receive services from birth to three and children who receive services through an Extended Individualized Family Service Plan. The decision to examine child outcomes as one group independent of age was unanimously supported by LITP Directors and Preschool Coordinators through a stakeholder discussion held in 2014. Please note the attached revised baseline and targets for local determinations of Maryland’s LITPs will not be included in Maryland’s Annual Performance Report to OSEP. For federal reporting, OSEP requested that Maryland report child outcomes data for children birth to three years separately from child outcomes data for children older than three so that comparisons could be made with other states that are not serving children through an IFSP after age three.

The shift to a more balanced accountability approach does not relieve the DEI/SES from ensuring compliance, correction of identified noncompliance, and the receipt of timely and accurate data. As a result of the accountability shift to an increased emphasis on results, an LITP's determination status may be impacted in the future.

The DEI/SES continues to recognize and value the commitment and delivery of highly-effective services implemented by each LITP. For the FFY 2020 local determinations, data were collected from July 1, 2020 to June 30, 2021. While data used in the FFY 2020 local determinations reflect program performance during to the COVID-19 pandemic, the required local program responsive actions will be implemented post-pandemic. For FFY 2020, the DEI/SES increased the number of results indicators required to "Meet Requirements."

To support Maryland's commitment to narrow the opportunity and achievement gaps for infants, toddlers, and young children with disabilities and their families, the implementation of the *DEI/SES Strategic Plan: Moving Maryland Forward* provides a statewide differentiated framework for general supervision and performance support. Based upon comprehensive data analysis (including the SPP/APR local determination status), the Charles County Infants and Toddlers Program has been assigned the "**Universal**" tier for the delivery of the DEI/SES technical assistance model for results. LITPs assigned to the Universal tier will receive a comprehensive monitoring from the DEI/SES every four years.

LITPs are strongly encouraged to work closely with their Local Interagency Coordinating Council and Family Support Centers to perform an analysis of local data and infrastructure. The analysis should guide the development of strategies for data-informed decision-making, increased parent partnerships, strategic collaboration, and the use of evidence-based practices to improve the results for infants, toddlers, and young children with disabilities and their families. As we continue this shift in focus to results-driven accountability, the MSDE, DEI/SES will provide State and local professional learning opportunities.

Thank you for your hard work and commitment to excellence, equity, and efficiency. The MSDE is committed to supporting the efforts of the Charles County Infants and Toddlers Program to improve results for infants, toddlers, and preschool age children with disabilities and their families. If you have any questions or wish to request technical assistance, please do not hesitate to call me at 410-767-0238.

Sincerely,



Marcella E. Franczkowski, M.S.  
Assistant State Superintendent  
Division of Early Intervention and  
Special Education Services



MEF/BMM/mj

Attachments



c: Mohammed Choudhury  
Deann Collins, Ed.D.  
Tia McKinnon  
Lewan Jones  
Sheila Myers

Brian Morrison  
Gary Richardson  
Carmen Brown



**Charles County Infants and Toddlers Program**  
**Annual Data on Part C State Performance Plan (SPP) Priority Indicators**  
**for the Period July 1, 2020 – June 30, 2021**

Part C Annual SPP Performance Report							
<b>SPP/APR Indicators</b>  <b>Results Indicator</b>  <b>Compliance Indicator</b>		FFY 2020 (SFY 2021)			Action Required	Previous Results	
		State Target	Local Results	Target Met		FFY 2019	FFY 2018
<b>2</b>	Infants and Toddlers with IFSPs who receive services in natural environments COMAR 13A.13.01.07	94.50%	100%	Met	Target met. No further action required.	96.23%	99.53%
<b>2 Ext IFSP</b>	Infants and Toddlers with IFSPs who receive services in natural environments COMAR 13A.13.01.07	94.50%	100%	Met	Target met. No further action required.	100%	100%
<b>3A</b>	Birth - 4 Outcomes: Use of social – emotional skills COMAR 13A.13.01.08	58.96%	74.59%	Met	Target met. No further action required.	66.10%	56.48%
	2. Exits within age expectations	41.33%	41.86%	Met	Target met. No further action required.	36.92%	38.66%
<b>3B</b>	Birth - 4 Outcomes: Use of knowledge and skills COMAR 13A.13.01.08	61.53%	80.67%	Met	Target met. No further action required.	72.73%	66.07%
	2. Exits within age expectations	37.71%	44.96%	Met	Target met. No further action required.	36.15%	38.66%
<b>3C</b>	Birth - 4 Outcomes: Use of appropriate behaviors COMAR 13A.13.01.08	61.16%	75.20%	Met	Target met. No further action required.	71.20%	70.09%
	2. Exits within age expectations	38.63%	39.53%	Met	Target met. No further action required.	36.15%	37.82%
<b>4</b>	Family Survey: Response Rate – Based on State Mean Response Rate  * Less than 10 survey responses	20%	22%	Met	No further action required.	NA	NA
<b>4A</b>	Families who report EIS helped them know their rights  20 U.S.C. 1416a(3)(A) and 1442	93.00%	96.49%	Met	Target met. No further action required.	100%	97.83%

**Charles County Infants and Toddlers Program**  
**Annual Data on Part C State Performance Plan (SPP) Priority Indicators**  
**for the Period July 1, 2020 – June 30, 2021**

Part C Annual SPP Performance Report							
SPP/APR Indicators		FFY 2020 (SFY 2021)			Action Required	Previous Results	
 Results Indicator	 Compliance Indicator	State Target	Local Results	Target Met		FFY 2019	FFY 2018
<b>4B</b>	Families who report EIS helped them communicate their child's needs 20 U.S.C. 1416a(3)(A) and 1442	92.50%	100%	Met	Target met. No further action required.	100%	96.81%
<b>4C</b>	Families who report EIS helped them help their children develop and learn 20 U.S.C. 1416a(3)(A) and 1442	92.00%	100%	Met	Target met. No further action required.	95.83%	96.74%
<b>5</b>	Children birth to one served as a percentage of the population birth to one  COMAR 13A.13.02.04	1.56%	1.25%	Not Met	Target not met. Submit an Improvement Plan within 30 days from the date of this letter; identify the root causes and evidence-based practices to demonstrate improved child results.	1.68%	2.79%
<b>6</b>	Children birth to three served as a percentage of the population birth to 3  COMAR 13A.13.02.04	3.30%	3.08%	Not Met	Target not met. Submit an Improvement Plan within 30 days from the date of this letter; identify the root causes and evidence-based practices to demonstrate improved child results.	3.76%	3.79%
<b>1</b>	Timely Delivery of IFSP Services  COMAR 13A.13.01.07	100%	99.32%	Not Met	Target not met. Submit an Improvement Plan within 30 days from the date of this letter; identify the root causes and evidence-based practices to demonstrate improved child results.	100%	99.10%
<b>7</b>	Percentage of toddlers for whom the evaluation and the initial IFSP was within 45 days from the date of referral COMAR 13A.13.01.07	100%	100%	Met	Target met. No further action required.	100%	100%
<b>8A</b>	Percentage of toddlers exiting Part C for whom transition steps and services were added to the IFSP at least 90 days, and not more than nine months, prior to the toddler's third birthday  COMAR 13A.13.01.09	100%	100%	Met	Target met. No further action required.	100%	100%

**Charles County Infants and Toddlers Program**  
**Annual Data on Part C State Performance Plan (SPP) Priority Indicators**  
**for the Period July 1, 2020 – June 30, 2021**

Part C Annual SPP Performance Report							
SPP/APR Indicators		FFY 2020 (SFY 2021)			Action Required	Previous Results	
 Results Indicator	 Compliance Indicator	State Target	Local Results	Target Met		FFY 2019	FFY 2018
<b>8B</b>	Percentage of toddlers for whom the LEA and SEA were notified of potential Part B eligibility at least 90 days prior to the third birthday COMAR 13A.13.01.09	100%	100%	Met	Target met. No further action required.	100%	100%
<b>8C</b>	Percentage of children for whom the transition conference was held 90 days, and not more than nine months, prior to the toddler's third birthday COMAR 13A.13.01.09	100%	98.96%	Not Met	Target not met. Submit an Improvement Plan within 30 days from the date of this letter; identify the root causes and evidence-based practices to demonstrate improved child results. Correction of the noncompliance must be demonstrated and verified within one year.	100%	99.10%
	Correction of Noncompliance COMAR 13A.13.02.04	100%	100%	Met	Target met. No further action required.	100%	100%
	Timely and valid data	100%	100%	Met	Target met. No further action required.	100%	<100%
	Number of complaints filed	NA	0	NA	No further action required.	0	0
	Number of State complaints identified with violation(s)	NA	0	NA	No further action required.	0	0
	Number of State findings from State complaints corrected in a timely manner	NA	0	NA	No further action required.	0	0
	Number of due process hearings filed	NA	0	NA	No further action required.	0	0
	Number of due process hearings identified with violations	NA	0	NA	No further action required.	0	0
	Fiscal Accountability: Number of findings identified	NA	0	NA	No further action required.	0	0



**Mohammed Choudhury**  
State Superintendent of Schools

March 28, 2022

Mr. W. David Bromwell, Jr.  
Superintendent  
Dorchester County Board of Education  
700 Glasgow Street  
Cambridge, MD 21613

Dear Mr. Bromwell:

The Maryland State Department of Education (MSDE), Division of Early Intervention and Special Education Services (DEI/SES) is required by the United States Department of Education (USDE), Office of Special Education Programs (OSEP) to make determinations annually regarding the performance of each local Infants and Toddlers Program (LITP) using one of the following four determination categories: “Meets Requirements,” “Needs Assistance,” “Needs Intervention,” or “Needs Substantial Intervention” [34 CFR §§303.700 and 300.703]. The MSDE, DEI/SES uses a results-based rubric for given indicators to evaluate each LITP’s Program’s performance in meeting the State’s identified targets. For Federal Fiscal Year (FFY) 2020 determinations, the Dorchester County Infants and Toddlers Program has achieved the determination status of **“Meets Requirements.”**

Attached please find supporting documents:

1. *FFY 2020 Determination Overview* (identifies the Part C Indicators used to assign a local determination on page 1 – please note that fiscal and complaints/due process hearing data continues to be used);
2. *FFY 2020 Local Determination Scoring Criteria* (provides a six-year graduated results driven accountability plan used to make a local determination by year);
3. *FFY 2020 Annual Report Card on SPP/APR Part C Indicators* (provides a three-year local data analysis and required actions); and
4. *DEI/SES Differentiated Framework: Tiers of Supervision and Support* (provides the framework used by the DEI/SES to guide the level of monitoring and corresponding level of performance support provided to LITPs).

To implement a results-driven accountability system, we continue to focus on the three child outcome indicators. In 2020, a revised baseline was proposed to the USDE and new targets established. Please see the attached *Part C Child Outcomes Baselines and Targets for Local Determinations* document. The DEI/SES has developed one set of baselines and targets that are inclusive of both children who receive services from birth to three and children who receive services through an Extended Individualized Family Service Plan. The decision to examine child outcomes as one group independent of age was unanimously supported by LITP Directors and Preschool Coordinators through a stakeholder discussion held in 2014. Please note the attached revised baseline and targets for local determinations of Maryland’s LITPs will not be included in Maryland’s Annual Performance Report to OSEP. For federal reporting, OSEP requested that Maryland report child outcomes data for children birth to three years separately from child outcomes data for children older than three so that comparisons could be made with other states that are not serving children through an IFSP after age three.



Mr. Bromwell, Jr  
March 28, 2022  
Page Two

The shift to a more balanced accountability approach does not relieve the DEI/SES from ensuring compliance, correction of identified noncompliance, and the receipt of timely and accurate data. As a result of the accountability shift to an increased emphasis on results, an LITP's determination status may be impacted in the future.

The DEI/SES continues to recognize and value the commitment and delivery of highly-effective services implemented by each LITP. For the FFY 2020 local determinations, data were collected from July 1, 2020 to June 30, 2021. While data used in the FFY 2020 local determinations reflect program performance during to the COVID-19 pandemic, the required local program responsive actions will be implemented post-pandemic. For FFY 2020, the DEI/SES increased the number of results indicators required to "Meet Requirements."

To support Maryland's commitment to narrow the opportunity and achievement gaps for infants, toddlers, and young children with disabilities and their families, the implementation of the *DEI/SES Strategic Plan: Moving Maryland Forward* provides a statewide differentiated framework for general supervision and performance support. Based upon comprehensive data analysis (including the SPP/APR local determination status), the Dorchester County Infants and Toddlers Program has been assigned the "**Universal**" tier for the delivery of the DEI/SES technical assistance model for results. LITPs assigned to the Universal tier will receive a comprehensive monitoring from the DEI/SES every four years.

LITPs are strongly encouraged to work closely with their Local Interagency Coordinating Council and Family Support Centers to perform an analysis of local data and infrastructure. The analysis should guide the development of strategies for data-informed decision-making, increased parent partnerships, strategic collaboration, and the use of evidence-based practices to improve the results for infants, toddlers, and young children with disabilities and their families. As we continue this shift in focus to results-driven accountability, the MSDE, DEI/SES will provide State and local professional learning opportunities.

Thank you for your hard work and commitment to excellence, equity, and efficiency. The MSDE is committed to supporting the efforts of the Dorchester County Infants and Toddlers Program to improve results for infants, toddlers, and preschool age children with disabilities and their families. If you have any questions or wish to request technical assistance, please do not hesitate to call me at 410-767-0238.

Sincerely,

Marcella E. Franczkowski, M.S.  
Assistant State Superintendent  
Division of Early Intervention and  
Special Education Services



MEF/BMM/mj

Attachments

c: Mohammed Choudhury  
Deann Collins, Ed.D.  
Kimberly Waller

Brian Morrison  
Gary Richardson  
Carmen Brown



**Dorchester County Infants and Toddlers Program**  
**Annual Data on Part C State Performance Plan (SPP) Priority Indicators**  
**for the Period July 1, 2020 – June 30, 2021**

Part C Annual SPP Performance Report							
SPP/APR Indicators		FFY 2020 (SFY 2021)			Action Required	Previous Results	
 Results Indicator	 Compliance Indicator	State Target	Local Results	Target Met		FFY 2019	FFY 2018
<b>2</b>	Infants and Toddlers with IFSPs who receive services in natural environments COMAR 13A.13.01.07	94.50%	100%	Met	Target met. No further action required.	100%	100%
<b>2 Ext IFSP</b>	Infants and Toddlers with IFSPs who receive services in natural environments COMAR 13A.13.01.07	94.50%	100%	Met	Target met. No further action required.	100%	100%
<b>3A</b>	Birth - 4 Outcomes: Use of social – emotional skills COMAR 13A.13.01.08	58.96%	48.00%	Not Met	Target not met. Submit an Improvement Plan within 30 days from the date of this letter; identify the root causes and evidence-based practices to demonstrate improved child results.	16.67%	0.00%
	2. Exits within age expectations	41.33%	50.00%	Met	Target met. No further action required.	64.71%	66.67%
<b>3B</b>	Birth - 4 Outcomes: Use of knowledge and skills COMAR 13A.13.01.08	61.53%	46.43%	Not Met	Target not met. Submit an Improvement Plan within 30 days from the date of this letter; identify the root causes and evidence-based practices to demonstrate improved child results.	16.67%	33.33%
	2. Exits within age expectations	37.71%	47.37%	Met	Target met. No further action required.	64.71%	83.33%
<b>3C</b>	Birth - 4 Outcomes: Use of appropriate behaviors COMAR 13A.13.01.08	61.16%	57.58%	Not Met	Target not met. Submit an Improvement Plan within 30 days from the date of this letter; identify the root causes and evidence-based practices to demonstrate improved child results.	41.67%	50.00%






**Dorchester County Infants and Toddlers Program**  
**Annual Data on Part C State Performance Plan (SPP) Priority Indicators**  
**for the Period July 1, 2020 – June 30, 2021**

Part C Annual SPP Performance Report								
SPP/APR Indicators			FFY 2020 (SFY 2021)			Action Required	Previous Results	
Results Indicator	Compliance Indicator		State Target	Local Results	Target Met		FFY 2019	FFY 2018
		2. Exits within age expectations	38.63%	39.47%	Met	Target met. No further action required.	47.06%	66.67%
4		Family Survey: Response Rate – Based on State Mean Response Rate * Less than 10 survey responses	20%	64%	Met	No further action required.	NA	NA
4A		Families who report EIS helped them know their rights 20 U.S.C. 1416a(3)(A) and 1442	93.00%	97.62%	Met	Target met. No further action required.	96.43%	95.83%
4B		Families who report EIS helped them communicate their child's needs 20 U.S.C. 1416a(3)(A) and 1442	92.50%	95.24%	Met	Target met. No further action required.	92.59%	100%
4C		Families who report EIS helped them help their children develop and learn 20 U.S.C. 1416a(3)(A) and 1442	92.00%	95.24%	Met	Target met. No further action required.	92.86%	100%
5		Children birth to one served as a percentage of the population birth to one COMAR 13A.13.02.04	1.56%	2.02%	Met	Target met. No further action required.	1.81%	2.97%
6		Children birth to three served as a percentage of the population birth to 3 COMAR 13A.13.02.04	3.30%	3.70%	Met	Target met. No further action required.	2.98%	2.34%
1		Timely Delivery of IFSP Services COMAR 13A.13.01.07	100%	100%	Met	Target met. No further action required.	100%	100%

**Dorchester County Infants and Toddlers Program**  
**Annual Data on Part C State Performance Plan (SPP) Priority Indicators**  
**for the Period July 1, 2020 – June 30, 2021**

Part C Annual SPP Performance Report							
<b>SPP/APR Indicators</b>  <b>Results Indicator</b>  <b>Compliance Indicator</b>		FFY 2020 (SFY 2021)			Action Required	Previous Results	
		State Target	Local Results	Target Met		FFY 2019	FFY 2018
<b>7</b>	Percentage of toddlers for whom the evaluation and the initial IFSP was within 45 days from the date of referral  COMAR 13A.13.01.07	100%	100%	Met	Target met. No further action required.	100%	100%
<b>8A</b>	Percentage of toddlers exiting Part C for whom transition steps and services were added to the IFSP at least 90 days, and not more than nine months, prior to the toddler's third birthday  COMAR 13A.13.01.09	100%	100%	Met	Target met. No further action required.	100%	100%
<b>8B</b>	Percentage of toddlers for whom the LEA and SEA were notified of potential Part B eligibility at least 90 days prior to the third birthday  COMAR 13A.13.01.09	100%	100%	Met	Target met. No further action required.	100%	100%
<b>8C</b>	Percentage of children for whom the transition conference was held 90 days, and not more than nine months, prior to the toddler's third birthday  COMAR 13A.13.01.09	100%	100%	Met	Target met. No further action required.	100%	100%
	Correction of Noncompliance  COMAR 13A.13.02.04	100%	100%	Met	Target met. No further action required.	100%	100%
	Timely and valid data	100%	100%	Met	Target met. No further action required.	100%	100%
	Number of complaints filed	NA	0	NA	No further action required.	0	0

**Dorchester County Infants and Toddlers Program**  
**Annual Data on Part C State Performance Plan (SPP) Priority Indicators**  
**for the Period July 1, 2020 – June 30, 2021**

Part C Annual SPP Performance Report							
<b>SPP/APR Indicators</b>  <b>Results Indicator</b>  <b>Compliance Indicator</b>		FFY 2020 (SFY 2021)			Action Required	Previous Results	
		State Target	Local Results	Target Met		FFY 2019	FFY 2018
	Number of State complaints identified with violation(s)	NA	0	NA	No further action required.	0	0
	Number of State findings from State complaints corrected in a timely manner	NA	0	NA	No further action required.	0	0
	Number of due process hearings filed	NA	0	NA	No further action required.	0	0
	Number of due process hearings identified with violations	NA	0	NA	No further action required.	0	0
	Fiscal Accountability: Number of findings identified	NA	0	NA	No further action required.	0	0



March 28, 2022

Dr. Barbara A. Brookmyer  
Lead Health Officer for Frederick County  
Frederick County Health Department  
350 Montevue Lane  
Frederick, MD 21502

Dear Dr. Brookmyer:

The Maryland State Department of Education (MSDE), Division of Early Intervention and Special Education Services (DEI/SES) is required by the United States Department of Education (USDE), Office of Special Education Programs (OSEP) to make determinations annually regarding the performance of each local Infants and Toddlers Program (LITP) using one of the following four determination categories: “Meets Requirements,” “Needs Assistance,” “Needs Intervention,” or “Needs Substantial Intervention” [34 CFR §§303.700 and 300.703]. The MSDE, DEI/SES uses a results-based rubric for given indicators to evaluate each local Infants and Toddlers Program’s performance in meeting the State’s identified targets. For Federal Fiscal Year (FFY) 2020 determinations, the Frederick County Infants and Toddlers Program has achieved the determination status of **“Needs Assistance, Year 1.”**

Attached please find supporting documents:

1. *FFY 2020 Determination Overview* (identifies the Part C Indicators used to assign a local determination on page 1 – please note that fiscal and complaints/due process hearing data continues to be used);
2. *FFY 2020 Local Determination Scoring Criteria* (provides a six-year graduated results driven accountability plan used to make a local determination by year);
3. *FFY 2020 Annual Report Card on SPP/APR Part C Indicators* (provides a three-year local data analysis and required actions); and
4. *DEI/SES Differentiated Framework: Tiers of Supervision and Support* (provides the framework used by the DEI/SES to guide the level of monitoring and corresponding level of performance support provided to LITPs).

To implement a results-driven accountability system, we continue to focus on the three child outcome indicators. In 2020, a revised baseline was proposed to the USDE and new targets established. Please see the attached *Part C Child Outcomes Baselines and Targets for Local Determinations* document. The DEI/SES has developed one set of baselines and targets that are inclusive of both children who receive services from birth to three and children who receive services through an Extended Individualized Family Service Plan. The decision to examine child outcomes as one group independent of age was unanimously supported by LITP Directors and Preschool Coordinators through a stakeholder discussion held in 2014. Please note the attached revised baseline and targets for local determinations of Maryland’s LITPs will not be included in Maryland’s Annual Performance Report to OSEP. For federal reporting, OSEP requested that Maryland report child outcomes data for children birth to three years separately from child outcomes data for children older than three so that comparisons could be made with other states that are not serving children through an IFSP after age three.

The shift to a more balanced accountability approach does not relieve the DEI/SES from ensuring compliance, correction of identified noncompliance, and the receipt of timely and accurate data. As a result of the accountability shift to an increased emphasis on results, an LITP's determination status may be impacted in the future.

The DEI/SES continues to recognize and value the commitment and delivery of highly-effective services implemented by each LITP. For the FFY 2020 local determinations, data were collected from July 1, 2020 to June 30, 2021. While data used in the FFY 2020 local determinations reflect program performance during to the COVID-19 pandemic, the required local program responsive actions will be implemented post-pandemic. For FFY 2020, the DEI/SES increased the number of results indicators required to "Meet Requirements."

To support Maryland's commitment to narrow the opportunity and achievement gaps for infants, toddlers, and young children with disabilities and their families, the implementation of the *DEI/SES Strategic Plan: Moving Maryland Forward* provides a statewide differentiated framework for general supervision and performance support. Based upon comprehensive data analysis (including the SPP/APR local determination status), the Frederick County Infants and Toddlers Program has been assigned the "**Universal**" tier for the delivery of the DEI/SES technical assistance model for results. LITPs assigned to the Universal tier will receive a comprehensive monitoring from the DEI/SES every four years.

LITPs are strongly encouraged to work closely with their Local Interagency Coordinating Council and Family Support Centers to perform an analysis of local data and infrastructure. The analysis should guide the development of strategies for data-informed decision-making, increased parent partnerships, strategic collaboration, and the use of evidence-based practices to improve the results for infants, toddlers, and young children with disabilities and their families. As we continue this shift in focus to results-driven accountability, the MSDE, DEI/SES will provide State and local professional learning opportunities.

Thank you for your hard work and commitment to excellence, equity, and efficiency. The MSDE is committed to supporting the efforts of the Frederick County Infants and Toddlers Program to improve results for infants, toddlers, and preschool age children with disabilities and their families. If you have any questions or wish to request technical assistance, please do not hesitate to call me at 410-767-0238.

Sincerely,



Marcella E. Franczkowski, M.S.  
Assistant State Superintendent  
Division of Early Intervention and  
Special Education Services

MEF/BMM/mj

Attachments



c:	Mohammed Choudhury	Lisa M. Jarboe
	Deann Collins, Ed.D.	Brian Morrison
	Troy Keller	Gary Richardson
	Linda Chambers	Carmen Brown

**Frederick County Infants and Toddlers Program**  
**Annual Data on Part C State Performance Plan (SPP) Priority Indicators**  
**for the Period July 1, 2020 – June 30, 2021**



Part C Annual SPP Performance Report							
<b>SPP/APR Indicators</b>  <b>Results Indicator</b>  <b>Compliance Indicator</b>		FFY 2020 (SFY 2021)			Action Required	Previous Results	
		State Target	Local Results	Target Met		FFY 2019	FFY 2018
<b>2</b>	Infants and Toddlers with IFSPs who receive services in natural environments COMAR 13A.13.01.07	94.50%	100%	Met	Target met. No further action required.	100%	100%
<b>2 Ext IFSP</b>	Infants and Toddlers with IFSPs who receive services in natural environments COMAR 13A.13.01.07	94.50%	100%	Met	Target met. No further action required.	100%	100%
<b>3A</b>	Birth - 4 Outcomes: Use of social – emotional skills COMAR 13A.13.01.08	58.96%	54.40%	Not Met	Target not met. Submit an Improvement Plan within 30 days from the date of this letter; identify the root causes and evidence-based practices to demonstrate improved child results.	47.65%	44.17%
	2. Exits within age expectations	41.33%	36.24%	Not Met	Target not met. Submit an Improvement Plan within 30 days from the date of this letter; identify the root causes and evidence-based practices to demonstrate improved child results.	33.53%	42.11%
<b>3B</b>	Birth - 4 Outcomes: Use of knowledge and skills COMAR 13A.13.01.08	61.53%	57.21%	Not Met	Target not met. Submit an Improvement Plan within 30 days from the date of this letter; identify the root causes and evidence-based practices to demonstrate improved child results.	54.61%	47.29%
	2. Exits within age expectations	37.71%	33.03%	Not Met	Target not met. Submit an Improvement Plan within 30 days from the date of this letter; identify the root causes and evidence-based practices to demonstrate improved child results.	33.53%	41.45%
<b>3C</b>	Birth - 4 Outcomes: Use of appropriate behaviors COMAR 13A.13.01.08	61.16%	59.02%	Not Met	Target not met. Submit an Improvement Plan within 30 days from the date of this letter; identify the root causes and evidence-based practices to demonstrate improved child results.	54.55%	55.88%





**Frederick County Infants and Toddlers Program**  
**Annual Data on Part C State Performance Plan (SPP) Priority Indicators**  
**for the Period July 1, 2020 – June 30, 2021**

Part C Annual SPP Performance Report								
SPP/APR Indicators			FFY 2020 (SFY 2021)			Action Required	Previous Results	
 Results Indicator	 Compliance Indicator		State Target	Local Results	Target Met		FFY 2019	FFY 2018
		2. Exits within age expectations	38.63%	36.70%	Not Met	Target not met. Submit an Improvement Plan within 30 days from the date of this letter; identify the root causes and evidence-based practices to demonstrate improved child results.	32.37%	40.13%
<b>4</b>		Family Survey: Response Rate – Based on State Mean Response Rate  * Less than 10 survey responses	20%	36%	Met	No further action required.	NA	NA
<b>4A</b>		Families who report EIS helped them know their rights  20 U.S.C. 1416a(3)(A) and 1442	93.00%	99.32%	Met	Target met. No further action required.	100%	98.17%
<b>4B</b>		Families who report EIS helped them communicate their child's needs  20 U.S.C. 1416a(3)(A) and 1442	92.50%	97.97%	Met	Target met. No further action required.	98.50%	97.26%
<b>4C</b>		Families who report EIS helped them help their children develop and learn  20 U.S.C. 1416a(3)(A) and 1442	92.00%	98.63%	Met	Target met. No further action required.	97.78%	95.85%
<b>5</b>		Children birth to one served as a percentage of the population birth to one COMAR 13A.13.02.04	1.56%	0.94%	Not Met	Target not met. Submit an Improvement Plan within 30 days from the date of this letter; identify the root causes and evidence-based practices to demonstrate improved child results.	1.75%	1.30%
<b>6</b>		Children birth to three served as a percentage of the population birth to 3 COMAR 13A.13.02.04	3.30%	3.07%	Not Met	Target not met. Submit an Improvement Plan within 30 days from the date of this letter; identify the root causes and evidence-based practices to demonstrate improved child results.	4.24%	3.72%

**Frederick County Infants and Toddlers Program**  
**Annual Data on Part C State Performance Plan (SPP) Priority Indicators**  
**for the Period July 1, 2020 – June 30, 2021**

Part C Annual SPP Performance Report							
SPP/APR Indicators		FFY 2020 (SFY 2021)			Action Required	Previous Results	
 Results Indicator	 Compliance Indicator	State Target	Local Results	Target Met		FFY 2019	FFY 2018
<b>1</b>	Timely Delivery of IFSP Services COMAR 13A.13.01.07	100%	99.83%	Not Met	Target not met. Submit an Improvement Plan within 30 days from the date of this letter; identify the root causes and evidence-based practices to demonstrate improved child results. Correction of the noncompliance must be demonstrated and verified within one year.	100%	100%
<b>7</b>	Percentage of toddlers for whom the evaluation and the initial IFSP was within 45 days from the date of referral COMAR 13A.13.01.07	100%	98.70%	Not Met	Target not met. Submit an Improvement Plan within 30 days from the date of this letter; identify the root causes and evidence-based practices to demonstrate improved child results. Correction of the noncompliance must be demonstrated and verified within one year.	100%	99.25%
<b>8A</b>	Percentage of toddlers exiting Part C for whom transition steps and services were added to the IFSP at least 90 days, and not more than nine months, prior to the toddler's third birthday COMAR 13A.13.01.09	100%	96.69%	Not Met	Target not met. Submit an Improvement Plan within 30 days from the date of this letter; identify the root causes and evidence-based practices to demonstrate improved child results. Correction of the noncompliance must be demonstrated and verified within one year.  Subsequent data demonstrated that the noncompliance identified in FFY 2019 was corrected within one year of the written finding.	93.75%	100%
<b>8B</b>	Percentage of toddlers for whom the LEA and SEA were notified of potential Part B eligibility at least 90 days prior to the third birthday COMAR 13A.13.01.09	100%	100%	Met	Target met. No further action required.	100%	100%

**Frederick County Infants and Toddlers Program**  
**Annual Data on Part C State Performance Plan (SPP) Priority Indicators**  
**for the Period July 1, 2020 – June 30, 2021**

Part C Annual SPP Performance Report							
<b>SPP/APR Indicators</b>  <b>Results Indicator</b>  <b>Compliance Indicator</b>		FFY 2020 (SFY 2021)			Action Required	Previous Results	
		State Target	Local Results	Target Met		FFY 2019	FFY 2018
<b>8C</b>	Percentage of children for whom the transition conference was held 90 days, and not more than nine months, prior to the toddler's third birthday COMAR 13A.13.01.09	100%	97.33%	Not Met	Target not met. Submit an Improvement Plan within 30 days from the date of this letter; identify the root causes and evidence-based practices to demonstrate improved child results. Correction of the noncompliance must be demonstrated and verified within one year  Subsequent data demonstrated that the noncompliance identified in FFY 2019 was corrected within one year of the written finding.	92.86%	100%
	Correction of Noncompliance COMAR 13A.13.02.04	100%	100%	Met	Target met. No further action required.	100%	100%
	Timely and valid data	100%	100%	Met	Target met. No further action required.	100%	100%
	Number of complaints filed	NA	0	NA	No further action required.	0	2
	Number of State complaints identified with violation(s)	NA	0	NA	No further action required.	0	1
	Number of State findings from State complaints corrected in a timely manner	NA	0	NA	No further action required.	0	1
	Number of due process hearings filed	NA	0	NA	No further action required.	0	0
	Number of due process hearings identified with violations	NA	0	NA	No further action required.	0	0
	Fiscal Accountability: Number of findings identified	NA	0	NA	No further action required.	1	0



**Mohammed Choudhury**  
State Superintendent of Schools

March 28, 2022

Mrs. Barbara L. Baker  
Superintendent  
Garrett County Board of Education  
40 South Second Street  
Oakland, MD 21550

Dear Mrs. Baker:

The Maryland State Department of Education (MSDE), Division of Early Intervention and Special Education Services (DEI/SES) is required by the United States Department of Education (USDE), Office of Special Education Programs (OSEP) to make determinations annually regarding the performance of each local Infants and Toddlers Program (LITP) using one of the following four determination categories: “Meets Requirements,” “Needs Assistance,” “Needs Intervention,” or “Needs Substantial Intervention” [34 CFR §§303.700 and 300.703]. The MSDE, DEI/SES uses a results-based rubric for given indicators to evaluate each LITP’s Program’s performance in meeting the State’s identified targets. For Federal Fiscal Year (FFY) 2020 determinations, the Garrett County Infants and Toddlers Program has achieved the determination status of **“Meets Requirements.”**

Attached please find supporting documents:

1. *FFY 2020 Determination Overview* (identifies the Part C Indicators used to assign a local determination on page 1 – please note that fiscal and complaints/due process hearing data continues to be used);
2. *FFY 2020 Local Determination Scoring Criteria* (provides a six-year graduated results driven accountability plan used to make a local determination by year);
3. *FFY 2020 Annual Report Card on SPP/APR Part C Indicators* (provides a three-year local data analysis and required actions); and
4. *DEI/SES Differentiated Framework: Tiers of Supervision and Support* (provides the framework used by the DEI/SES to guide the level of monitoring and corresponding level of performance support provided to LITPs).

To implement a results-driven accountability system, we continue to focus on the three child outcome indicators. In 2020, a revised baseline was proposed to the USDE and new targets established. Please see the attached *Part C Child Outcomes Baselines and Targets for Local Determinations* document. The DEI/SES has developed one set of baselines and targets that are inclusive of both children who receive services from birth to three and children who receive services through an Extended Individualized Family Service Plan. The decision to examine child outcomes as one group independent of age was unanimously supported by LITP Directors and Preschool Coordinators through a stakeholder discussion held in 2014. Please note the attached revised baseline and targets for local determinations of Maryland’s LITPs will not be included in Maryland’s Annual Performance Report to OSEP. For federal reporting, OSEP requested that Maryland report child outcomes data for children birth to three years separately from child outcomes data for children older than three so that comparisons could be made with other states that are not serving children through an IFSP after age three.

Mrs. Baker  
March 28, 2022  
Page Two

The shift to a more balanced accountability approach does not relieve the DEI/SES from ensuring compliance, correction of identified noncompliance, and the receipt of timely and accurate data. As a result of the accountability shift to an increased emphasis on results, an LITP's determination status may be impacted in the future.

The DEI/SES continues to recognize and value the commitment and delivery of highly-effective services implemented by each LITP. For the FFY 2020 local determinations, data were collected from July 1, 2020 to June 30, 2021. While data used in the FFY 2020 local determinations reflect program performance during to the COVID-19 pandemic, the required local program responsive actions will be implemented post-pandemic. For FFY 2020, the DEI/SES increased the number of results indicators required to "Meet Requirements."

To support Maryland's commitment to narrow the opportunity and achievement gaps for infants, toddlers, and young children with disabilities and their families, the implementation of the *DEI/SES Strategic Plan: Moving Maryland Forward* provides a statewide differentiated framework for general supervision and performance support. Based upon comprehensive data analysis (including the SPP/APR local determination status), the Garrett County Infants and Toddlers Program has been assigned the "**Universal**" tier for the delivery of the DEI/SES technical assistance model for results. LITPs assigned to the Universal tier will receive a comprehensive monitoring from the DEI/SES every four years.

LITPs are strongly encouraged to work closely with their Local Interagency Coordinating Council and Family Support Centers to perform an analysis of local data and infrastructure. The analysis should guide the development of strategies for data-informed decision-making, increased parent partnerships, strategic collaboration, and the use of evidence-based practices to improve the results for infants, toddlers, and young children with disabilities and their families. As we continue this shift in focus to results-driven accountability, the MSDE, DEI/SES will provide State and local professional learning opportunities.

Thank you for your hard work and commitment to excellence, equity, and efficiency. The MSDE is committed to supporting the efforts of the Garrett County Infants and Toddlers Program to improve results for infants, toddlers, and preschool age children with disabilities and their families. If you have any questions or wish to request technical assistance, please do not hesitate to call me at 410-767-0238.

Sincerely,



Marcella E. Franczkowski, M.S.  
Assistant State Superintendent  
Division of Early Intervention and  
Special Education Services

MEF/BMM/mj

Attachments



c: Mohammed Choudhury  
Deann Collins, Ed.D.  
Chelsie Manges, Ed.D.  
Deneice Crites

Brian Morrison  
Gary Richardson  
Carmen Brown








**Garrett County Infants and Toddlers Program**  
**Annual Data on Part C State Performance Plan (SPP) Priority Indicators**  
**for the Period July 1, 2020 – June 30, 2021**

Part C Annual SPP Performance Report								
SPP/APR Indicators			FFY 2020 (SFY 2021)			Action Required	Previous Results	
<div style="display: flex; align-items: center;"> <div style="width: 15px; height: 15px; background-color: yellow; margin-right: 5px;"></div> Results Indicator <div style="width: 15px; height: 15px; background-color: lightblue; margin-left: 10px; margin-right: 5px;"></div> Compliance Indicator </div>			State Target	Local Results	Target Met		FFY 2019	FFY 2018
<b>2</b>	Infants and Toddlers with IFSPs who receive services in natural environments COMAR 13A.13.01.07		94.50%	91.67%	Not Met	Target not met. However, all children not receiving services in the natural environment had a justification based on the needs of the child. No further action required.	100%	100%
<b>2 Ext IFSP</b>	Infants and Toddlers with IFSPs who receive services in natural environments COMAR 13A.13.01.07		94.50%	100%	Met	Target met. No further action required.	100%	100%
<b>3A</b>	Birth - 4 Outcomes: Use of social – emotional skills COMAR 13A.13.01.08	1. Exits with substantial growth	58.96%	73.33%	Met	Target met. No further action required.	87.50%	62.50%
		2. Exits within age expectations	41.33%	70.00%	Met	Target met. No further action required.	50.00%	52.94%
<b>3B</b>	Birth - 4 Outcomes: Use of knowledge and skills COMAR 13A.13.01.08	1. Exits with substantial growth	61.53%	71.05%	Met	Target met. No further action required.	88.89%	70.59%
		2. Exits within age expectations	37.71%	45.00%	Met	Target met. No further action required.	40.00%	47.06%
<b>3C</b>	Birth - 4 Outcomes: Use of appropriate behaviors COMAR 13A.13.01.08	1. Exits with substantial growth	61.16%	76.47%	Met	Target met. No further action required.	88.89%	60.00%
		2. Exits within age expectations	38.63%	60.00%	Met	Target met. No further action required.	60.00%	47.06%
<b>4</b>	Family Survey: Response Rate – Based on State Mean Response Rate  * Less than 10 survey responses		20%	97%	Met	No further action required.	NA	NA
<b>4A</b>	Families who report EIS helped them know their rights 20 U.S.C. 1416a(3)(A) and 1442		93.00%	100%	Met	Target met. No further action required.	100%	100%
<b>4B</b>	Families who report EIS helped them communicate their child's needs 20 U.S.C. 1416a(3)(A) and 1442		92.50%	100%	Met	Target met. No further action required.	100%	100%
<b>4C</b>	Families who report EIS helped them help their children develop and learn 20 U.S.C. 1416a(3)(A) and 1442		92.00%	100%	Met	Target met. No further action required.	100%	100%

**Garrett County Infants and Toddlers Program**  
**Annual Data on Part C State Performance Plan (SPP) Priority Indicators**  
**for the Period July 1, 2020 – June 30, 2021**

Part C Annual SPP Performance Report							
SPP/APR Indicators		FFY 2020 (SFY 2021)			Action Required	Previous Results	
 Results Indicator	 Compliance Indicator	State Target	Local Results	Target Met		FFY 2019	FFY 2018
<b>5</b>	Children birth to one served as a percentage of the population birth to one COMAR 13A.13.02.04	1.56%	3.10%	Met	Target met. No further action required.	1.17%	5.45%
<b>6</b>	Children birth to three served as a percentage of the population birth to 3 COMAR 13A.13.02.04	3.30%	4.56%	Met	Target met. No further action required.	2.95%	3.30%
<b>1</b>	Timely Delivery of IFSP Services COMAR 13A.13.01.07	100%	100%	Met	Target met. No further action required.	100%	100%
<b>7</b>	Percentage of toddlers for whom the evaluation and the initial IFSP was within 45 days from the date of referral COMAR 13A.13.01.07	100%	97.06%	Not Met	Target not met. Submit an Improvement Plan within 30 days from the date of this letter; identify the root causes and evidence-based practices to demonstrate improved child results. Correction of the noncompliance must be demonstrated and verified within one year.	100%	100%
<b>8A</b>	Percentage of toddlers exiting Part C for whom transition steps and services were added to the IFSP at least 90 days, and not more than nine months, prior to the toddler's third birthday COMAR 13A.13.01.09	100%	95.45%	Not Met	Target not met. Submit an Improvement Plan within 30 days from the date of this letter; identify the root causes and evidence-based practices to demonstrate improved child results. Correction of the noncompliance must be demonstrated and verified within one year.	100%	100%
<b>8B</b>	Percentage of toddlers for whom the LEA and SEA were notified of potential Part B eligibility at least 90 days prior to the third birthday COMAR 13A.13.01.09	100%	100%	Met	Target met. No further action required.	100%	100%
<b>8C</b>	Percentage of children for whom the transition conference was held 90 days, and not more than nine months, prior to the toddler's third birthday COMAR 13A.13.01.09	100%	95.45%	Not Met	Target not met. Submit an Improvement Plan within 30 days from the date of this letter; identify the root causes and evidence-based practices to demonstrate improved child results. Correction of the noncompliance must be demonstrated and verified within one year.	100%	100%

**Garrett County Infants and Toddlers Program**  
**Annual Data on Part C State Performance Plan (SPP) Priority Indicators**  
**for the Period July 1, 2020 – June 30, 2021**

Part C Annual SPP Performance Report							
SPP/APR Indicators		FFY 2020 (SFY 2021)			Action Required	Previous Results	
 Results Indicator	 Compliance Indicator	State Target	Local Results	Target Met		FFY 2019	FFY 2018
	Correction of Noncompliance COMAR 13A.13.02.04	100%	100%	Met	Target met. No further action required.	100%	100%
	Timely and valid data	100%	100%	Met	Target met. No further action required.	100%	<100%
	Number of complaints filed	NA	0	NA	No further action required.	0	0
	Number of State complaints identified with violation(s)	NA	0	NA	No further action required.	0	0
	Number of State findings from State complaints corrected in a timely manner	NA	0	NA	No further action required.	0	0
	Number of due process hearings filed	NA	0	NA	No further action required.	0	0
	Number of due process hearings identified with violations	NA	0	NA	No further action required.	0	0
	Fiscal Accountability: Number of findings identified	NA	0	NA	No further action required.	0	0





**Mohammed Choudhury**  
State Superintendent of Schools

March 28, 2022

Dr. Sean W. Bulson  
Superintendent  
Harford County Public Schools  
102 South Hickory Avenue  
Bel Air, MD 21014-3731

Dear Dr. Bulson:

The Maryland State Department of Education (MSDE), Division of Early Intervention and Special Education Services (DEI/SES) is required by the United States Department of Education (USDE), Office of Special Education Programs (OSEP) to make determinations annually regarding the performance of each local Infants and Toddlers Program (LITP) using one of the following four determination categories: “Meets Requirements,” “Needs Assistance,” “Needs Intervention,” or “Needs Substantial Intervention” [34 CFR §§303.700 and 300.703]. The MSDE, DEI/SES uses a results-based rubric for given indicators to evaluate each LITP’s Program’s performance in meeting the State’s identified targets. For Federal Fiscal Year (FFY) 2020 determinations, the Harford County Infants and Toddlers Program has achieved the determination status of **“Needs Assistance, Year 1.”**

Attached please find supporting documents:

1. *FFY 2020 Determination Overview* (identifies the Part C Indicators used to assign a local determination on page 1 – please note that fiscal and complaints/due process hearing data continues to be used);
2. *FFY 2020 Local Determination Scoring Criteria* (provides a six-year graduated results driven accountability plan used to make a local determination by year);
3. *FFY 2020 Annual Report Card on SPP/APR Part C Indicators* (provides a three-year local data analysis and required actions); and
4. *DEI/SES Differentiated Framework: Tiers of Supervision and Support* (provides the framework used by the DEI/SES to guide the level of monitoring and corresponding level of performance support provided to LITPs).

To implement a results-driven accountability system, we continue to focus on the three child outcome indicators. In 2020, a revised baseline was proposed to the USDE and new targets established. Please see the attached *Part C Child Outcomes Baselines and Targets for Local Determinations* document. The DEI/SES has developed one set of baselines and targets that are inclusive of both children who receive services from birth to three and children who receive services through an Extended Individualized Family Service Plan. The decision to examine child outcomes as one group independent of age was unanimously supported by LITP Directors and Preschool Coordinators through a stakeholder discussion held in 2014. Please note the attached revised baseline and targets for local determinations of Maryland’s LITPs will not be included in Maryland’s Annual Performance Report to OSEP. For federal reporting, OSEP requested that Maryland report child outcomes data for children birth to three years separately from child outcomes data for children older than three so that comparisons could be made with other states that are not serving children through an IFSP after age three.

The shift to a more balanced accountability approach does not relieve the DEI/SES from ensuring compliance, correction of identified noncompliance, and the receipt of timely and accurate data. As a result of the accountability shift to an increased emphasis on results, an LITP's determination status may be impacted in the future.

The DEI/SES continues to recognize and value the commitment and delivery of highly-effective services implemented by each LITP. For the FFY 2020 local determinations, data were collected from July 1, 2020 to June 30, 2021. While data used in the FFY 2020 local determinations reflect program performance during to the COVID-19 pandemic, the required local program responsive actions will be implemented post-pandemic. For FFY 2020, the DEI/SES increased the number of results indicators required to "Meet Requirements."

To support Maryland's commitment to narrow the opportunity and achievement gaps for infants, toddlers, and young children with disabilities and their families, the implementation of the *DEI/SES Strategic Plan: Moving Maryland Forward* provides a statewide differentiated framework for general supervision and performance support. Based upon comprehensive data analysis (including the SPP/APR local determination status), the Harford County Infants and Toddlers Program has been assigned the "**Universal**" tier for the delivery of the DEI/SES technical assistance model for results. LITPs assigned to the Universal tier will receive a comprehensive monitoring from the DEI/SES every four years.

LITPs are strongly encouraged to work closely with their Local Interagency Coordinating Council and Family Support Centers to perform an analysis of local data and infrastructure. The analysis should guide the development of strategies for data-informed decision-making, increased parent partnerships, strategic collaboration, and the use of evidence-based practices to improve the results for infants, toddlers, and young children with disabilities and their families. As we continue this shift in focus to results-driven accountability, the MSDE, DEI/SES will provide State and local professional learning opportunities.

Thank you for your hard work and commitment to excellence, equity, and efficiency. The MSDE is committed to supporting the efforts of the Harford County Infants and Toddlers Program to improve results for infants, toddlers, and preschool age children with disabilities and their families. If you have any questions or wish to request technical assistance, please do not hesitate to call me at 410-767-0238.

Sincerely,



Marcella E. Franczkowski, M.S.  
Assistant State Superintendent  
Division of Early Intervention and  
Special Education Services



MEF/BMM/mj

Attachments



c: Mohammed Choudhury  
Deann Collins, Ed.D.  
Michael Thatcher  
Melissa Raman

Brian Morrison  
Gary Richardson  
Carmen Brown



**Harford County Infants and Toddlers Program**  
**Annual Data on Part C State Performance Plan (SPP) Priority Indicators**  
**for the Period July 1, 2020 – June 30, 2021**

Part C Annual SPP Performance Report							
<b>SPP/APR Indicators</b>  <b>Results Indicator</b>  <b>Compliance Indicator</b>		FFY 2020 (SFY 2021)			Action Required	Previous Results	
		State Target	Local Results <sup>1</sup>	Target Met		FFY 2019	FFY 2018
<b>2</b>	Infants and Toddlers with IFSPs who receive services in natural environments COMAR 13A.13.01.07	94.50%	100%	Met	Target met. No further action required.	100%	99.72%
<b>2 Ext IFSP</b>	Infants and Toddlers with IFSPs who receive services in natural environments COMAR 13A.13.01.07	94.50%	100%	Met	Target met. No further action required.	100%	100%
<b>3A</b>	Birth - 4 Outcomes: Use of social – emotional skills COMAR 13A.13.01.08	58.96%	55.73%	Not Met	Target not met. Submit an Improvement Plan within 30 days from the date of this letter; identify the root causes and evidence-based practices to demonstrate improved child results.	57.26%	53.73%
	2. Exits within age expectations	41.33%	44.38%	Met	Target met. No further action required.	48.99%	41.67%
<b>3B</b>	Birth - 4 Outcomes: Use of knowledge and skills COMAR 13A.13.01.08	61.53%	54.23%	Not Met	Target not met. Submit an Improvement Plan within 30 days from the date of this letter; identify the root causes and evidence-based practices to demonstrate improved child results.	55.29%	60.56%
	2. Exits within age expectations	37.71%	36.25%	Not Met	Target not met. Submit an Improvement Plan within 30 days from the date of this letter; identify the root causes and evidence-based practices to demonstrate improved child results.	40.54%	41.25%
<b>3C</b>	Birth - 4 Outcomes: Use of appropriate behaviors COMAR 13A.13.01.08	61.16%	60.89%	Not Met	Target not met. Submit an Improvement Plan within 30 days from the date of this letter; identify the root causes and evidence-based practices to demonstrate improved child results.	61.24%	56.70%
	2. Exits within age expectations	38.63%	49.06%	Met	Target met. No further action required.	52.03%	40.83%



**Harford County Infants and Toddlers Program**  
**Annual Data on Part C State Performance Plan (SPP) Priority Indicators**  
**for the Period July 1, 2020 – June 30, 2021**

Part C Annual SPP Performance Report							
<b>SPP/APR Indicators</b>  <b>Results Indicator</b>  <b>Compliance Indicator</b>		FFY 2020 (SFY 2021)			Action Required	Previous Results	
		State Target	Local Results <sup>1</sup>	Target Met		FFY 2019	FFY 2018
<b>4</b>	Family Survey: Response Rate – Based on State Mean Response Rate  * Less than 10 survey responses	20%	15%	Not Met	Submit an Improvement Plan within 30 days from the date of this letter: identify strategies to improve the Family Survey response rate.	NA	NA
<b>4A</b>	Families who report EIS helped them know their rights 20 U.S.C. 1416a(3)(A) and 1442	93.00%	90.00%	Not Met	Target not met. Submit an Improvement Plan within 30 days from the date of this letter; identify the root causes and evidence-based practices to demonstrate improved child results.	94.00%	95.83%
<b>4B</b>	Families who report EIS helped them communicate their child's needs 20 U.S.C. 1416a(3)(A) and 1442	92.50%	92.50%	Met	Target met. No further action required.	94.95%	98.61%
<b>4C</b>	Families who report EIS helped them help their children develop and learn 20 U.S.C. 1416a(3)(A) and 1442	92.00%	93.75%	Met	Target met. No further action required.	94.95%	97.83%
<b>5</b>	Children birth to one served as a percentage of the population birth to one COMAR 13A.13.02.04	1.56%	0.98%	Not Met	Target not met. Submit an Improvement Plan within 30 days from the date of this letter; identify the root causes and evidence-based practices to demonstrate improved child results.	1.78%	1.26%
<b>6</b>	Children birth to three served as a percentage of the population birth to 3 COMAR 13A.13.02.04	3.30%	3.89%	Met	Target met. No further action required.	4.71%	4.31%






**Harford County Infants and Toddlers Program**  
**Annual Data on Part C State Performance Plan (SPP) Priority Indicators**  
**for the Period July 1, 2020 – June 30, 2021**

Part C Annual SPP Performance Report							
SPP/APR Indicators		FFY 2020 (SFY 2021)			Action Required	Previous Results	
 Results Indicator	 Compliance Indicator	State Target	Local Results <sup>1</sup>	Target Met		FFY 2019	FFY 2018
<b>1</b>	Timely Delivery of IFSP Services COMAR 13A.13.01.07	100%	99.80%	Not Met	Target not met. Submit an Improvement Plan within 30 days from the date of this letter; identify the root causes and evidence-based practices to demonstrate improved child results. Correction of the noncompliance must be demonstrated and verified within one year.  Subsequent data demonstrated that the noncompliance identified in FFY 2019 was corrected within one year of the written finding.	96.12%	80.92%
<b>7</b>	Percentage of toddlers for whom the evaluation and the initial IFSP was within 45 days from the date of referral COMAR 13A.13.01.07	100%	99.73%	Not Met	Target not met. Submit an Improvement Plan within 30 days from the date of this letter; identify the root causes and evidence-based practices to demonstrate improved child results. Correction of the noncompliance must be demonstrated and verified within one year.  Subsequent data demonstrated that the noncompliance identified in FFY 2019 was corrected within one year of the written finding.	95.32%	80.09%
<b>8A</b>	Percentage of toddlers exiting Part C for whom transition steps and services were added to the IFSP at least 90 days, and not more than nine months, prior to the toddler's third birthday COMAR 13A.13.01.09	100%	99.48%	Not Met	Target not met. Submit an Improvement Plan within 30 days from the date of this letter; identify the root causes and evidence-based practices to demonstrate improved child results. Correction of the noncompliance must be demonstrated and verified within one year.	99.54%	99.52%

**Harford County Infants and Toddlers Program**  
**Annual Data on Part C State Performance Plan (SPP) Priority Indicators**  
**for the Period July 1, 2020 – June 30, 2021**

Part C Annual SPP Performance Report							
<b>SPP/APR Indicators</b>  <b>Results Indicator</b>  <b>Compliance Indicator</b>		FFY 2020 (SFY 2021)			Action Required	Previous Results	
		State Target	Local Results <sup>1</sup>	Target Met		FFY 2019	FFY 2018
					Subsequent data demonstrated that the noncompliance identified in FFY 2019 was corrected within one year of the written finding.		
<b>8B</b>	Percentage of toddlers for whom the LEA and SEA were notified of potential Part B eligibility at least 90 days prior to the third birthday COMAR 13A.13.01.09	100%	100%	Met	Target met. No further action required.	100%	100%
<b>8C</b>	Percentage of children for whom the transition conference was held 90 days, and not more than nine months, prior to the toddler's third birthday COMAR 13A.13.01.09	100%	99.48%	Not Met	Target not met. Submit an Improvement Plan within 30 days from the date of this letter; identify the root causes and evidence-based practices to demonstrate improved child results. Correction of the noncompliance must be demonstrated and verified within one year.  Subsequent data demonstrated that the noncompliance identified in FFY 2019 was corrected within one year of the written finding.	99.54%	100%
	Correction of Noncompliance COMAR 13A.13.02.04	100%	100%	Met	Target met. No further action required.	100%	100%
	Timely and valid data	100%	100%	Met	Target met. No further action required.	100%	100%
	Number of complaints filed	NA	0	NA	No further action required.	0	0
	Number of State complaints identified with violation(s)	NA	0	NA	No further action required.	0	0

**Harford County Infants and Toddlers Program**  
**Annual Data on Part C State Performance Plan (SPP) Priority Indicators**  
**for the Period July 1, 2020 – June 30, 2021**

Part C Annual SPP Performance Report							
<b>SPP/APR Indicators</b>  <b>Results Indicator</b>  <b>Compliance Indicator</b>		FFY 2020 (SFY 2021)			Action Required	Previous Results	
		State Target	Local Results <sup>1</sup>	Target Met		FFY 2019	FFY 2018
	Number of State findings from State complaints corrected in a timely manner	NA	0	NA	No further action required.	0	0
	Number of due process hearings filed	NA	0	NA	No further action required.	0	0
	Number of due process hearings identified with violations	NA	0	NA	No further action required.	0	0
	Fiscal Accountability: Number of findings identified	NA	0	NA	No further action required.	0	0



**Mohammed Choudhury**  
State Superintendent of Schools

March 28, 2022

Dr. Michael J. Martirano  
Superintendent  
Howard County Public Schools  
10910 Clarksville Pike  
Ellicott City, MD 21042

Dear Dr. Martirano:

The Maryland State Department of Education (MSDE), Division of Early Intervention and Special Education Services (DEI/SES) is required by the United States Department of Education (USDE), Office of Special Education Programs (OSEP) to make determinations annually regarding the performance of each local Infants and Toddlers Program (LITP) using one of the following four determination categories: “Meets Requirements,” “Needs Assistance,” “Needs Intervention,” or “Needs Substantial Intervention” [34 CFR §§303.700 and 300.703]. The MSDE, DEI/SES uses a results-based rubric for given indicators to evaluate each LITP’s Program’s performance in meeting the State’s identified targets. For Federal Fiscal Year (FFY) 2020 determinations, the Howard County Infants and Toddlers Program has achieved the determination status of **“Meets Requirements.”**

Attached please find supporting documents:

1. *FFY 2020 Determination Overview* (identifies the Part C Indicators used to assign a local determination on page 1 – please note that fiscal and complaints/due process hearing data continues to be used);
2. *FFY 2020 Local Determination Scoring Criteria* (provides a six-year graduated results driven accountability plan used to make a local determination by year);
3. *FFY 2020 Annual Report Card on SPP/APR Part C Indicators* (provides a three-year local data analysis and required actions); and
4. *DEI/SES Differentiated Framework: Tiers of Supervision and Support* (provides the framework used by the DEI/SES to guide the level of monitoring and corresponding level of performance support provided to LITPs).

To implement a results-driven accountability system, we continue to focus on the three child outcome indicators. In 2020, a revised baseline was proposed to the USDE and new targets established. Please see the attached *Part C Child Outcomes Baselines and Targets for Local Determinations* document. The DEI/SES has developed one set of baselines and targets that are inclusive of both children who receive services from birth to three and children who receive services through an Extended Individualized Family Service Plan. The decision to examine child outcomes as one group independent of age was unanimously supported by LITP Directors and Preschool Coordinators through a stakeholder discussion held in 2014. Please note the attached revised baseline and targets for local determinations of Maryland’s LITPs will not be included in Maryland’s Annual Performance Report to OSEP. For federal reporting, OSEP requested that Maryland report child outcomes data for children birth to three years separately from child outcomes data for children older than three so that comparisons could be made with other states that are not serving children through an IFSP after age three.



The shift to a more balanced accountability approach does not relieve the DEI/SES from ensuring compliance, correction of identified noncompliance, and the receipt of timely and accurate data. As a result of the accountability shift to an increased emphasis on results, an LITP's determination status may be impacted in the future.

The DEI/SES continues to recognize and value the commitment and delivery of highly-effective services implemented by each LITP. For the FFY 2020 local determinations, data were collected from July 1, 2020 to June 30, 2021. While data used in the FFY 2020 local determinations reflect program performance during to the COVID-19 pandemic, the required local program responsive actions will be implemented post-pandemic. For FFY 2020, the DEI/SES increased the number of results indicators required to "Meet Requirements."

To support Maryland's commitment to narrow the opportunity and achievement gaps for infants, toddlers, and young children with disabilities and their families, the implementation of the *DEI/SES Strategic Plan: Moving Maryland Forward* provides a statewide differentiated framework for general supervision and performance support. Based upon comprehensive data analysis (including the SPP/APR local determination status), the Howard County Infants and Toddlers Program has been assigned the "**Universal**" tier for the delivery of the DEI/SES technical assistance model for results. LITPs assigned to the Universal tier will receive a comprehensive monitoring from the DEI/SES every four years.

LITPs are strongly encouraged to work closely with their Local Interagency Coordinating Council and Family Support Centers to perform an analysis of local data and infrastructure. The analysis should guide the development of strategies for data-informed decision-making, increased parent partnerships, strategic collaboration, and the use of evidence-based practices to improve the results for infants, toddlers, and young children with disabilities and their families. As we continue this shift in focus to results-driven accountability, the MSDE, DEI/SES will provide State and local professional learning opportunities.

Thank you for your hard work and commitment to excellence, equity, and efficiency. The MSDE is committed to supporting the efforts of the Howard County Infants and Toddlers Program to improve results for infants, toddlers, and preschool age children with disabilities and their families. If you have any questions or wish to request technical assistance, please do not hesitate to call me at 410-767-0238.

Sincerely,



Marcella E. Franczkowski, M.S.  
Assistant State Superintendent  
Division of Early Intervention and  
Special Education Services

MEF/BMM/mj

Attachments



c: Mohammed Choudhury  
Deann Collins, Ed.D.  
Terri Savage, Ed.D.  
Jennifer Riccardi

Brian Morrison  
Gary Richardson  
Carmen Brown



**Howard County Infants and Toddlers Program**  
**Annual Data on Part C State Performance Plan (SPP) Priority Indicators**  
**for the Period July 1, 2020 – June 30, 2021**

Part C Annual SPP Performance Report								
SPP/APR Indicators <div>Results Indicator</div> <div>Compliance Indicator</div>			FFY 2020 (SFY 2021)			Action Required	Previous Results	
			State Target	Local Results <sup>1</sup>	Target Met		FFY 2019	FFY 2018
2	Infants and Toddlers with IFSPs who receive services in natural environments COMAR 13A.13.01.07		94.50%	99.64%	Met	Target met. No further action required.	99.56%	99.26%
2 Ext IFSP	Infants and Toddlers with IFSPs who receive services in natural environments COMAR 13A.13.01.07		94.50%	100%	Met	Target met. No further action required.	100%	100%
3A	Birth - 4 Outcomes: Use of social – emotional skills COMAR 13A.13.01.08	1. Exits with substantial growth	58.96%	60.00%	Met	Target met. No further action required.	49.58%	58.03%
		2. Exits within age expectations	41.33%	43.09%	Met	Target met. No further action required.	44.15%	46.18%
3B	Birth - 4 Outcomes: Use of knowledge and skills COMAR 13A.13.01.08	1. Exits with substantial growth	61.53%	62.86%	Met	Target met. No further action required.	58.58%	62.25%
		2. Exits within age expectations	37.71%	39.23%	Met	Target met. No further action required.	44.48%	44.18%
3C	Birth - 4 Outcomes: Use of appropriate behaviors COMAR 13A.13.01.08	1. Exits with substantial growth	61.16%	63.08%	Met	Target met. No further action required.	57.55%	65.27%
		2. Exits within age expectations	38.63%	37.85%	Not Met	Target not met. Submit an Improvement Plan within 30 days from the date of this letter; identify the root causes and evidence-based practices to demonstrate improved child results.	37.12%	39.36%
4	Family Survey: Response Rate – Based on State Mean Response Rate  * Less than 10 survey responses		20%	30%	Met	No further action required.	NA	NA






**Howard County Infants and Toddlers Program**  
**Annual Data on Part C State Performance Plan (SPP) Priority Indicators**  
**for the Period July 1, 2020 – June 30, 2021**

Part C Annual SPP Performance Report							
<b>SPP/APR Indicators</b>  Results Indicator  Compliance Indicator		FFY 2020 (SFY 2021)			Action Required	Previous Results	
		State Target	Local Results <sup>1</sup>	Target Met		FFY 2019	FFY 2018
<b>4A</b>	Families who report EIS helped them know their rights 20 U.S.C. 1416a(3)(A) and 1442	93.00%	96.00%	Met	Target met. No further action required.	93.55%	98.40%
<b>4B</b>	Families who report EIS helped them communicate their child's needs 20 U.S.C. 1416a(3)(A) and 1442	92.50%	97.69%	Met	Target met. No further action required.	90.16%	97.54%
<b>4C</b>	Families who report EIS helped them help their children develop and learn 20 U.S.C. 1416a(3)(A) and 1442	92.00%	97.09%	Met	Target met. No further action required.	90.16%	96.72%
<b>5</b>	Children birth to one served as a percentage of the population birth to one COMAR 13A.13.02.04	1.56%	0.80%	Not Met	Target not met. Submit an Improvement Plan within 30 days from the date of this letter; identify the root causes and evidence-based practices to demonstrate improved child results.	1.42%	1.19%
<b>6</b>	Children birth to three served as a percentage of the population birth to 3 COMAR 13A.13.02.04	3.30%	2.60%	Not Met	Target not met. Submit an Improvement Plan within 30 days from the date of this letter; identify the root causes and evidence-based practices to demonstrate improved child results.	4.19%	3.66%
<b>1</b>	Timely Delivery of IFSP Services COMAR 13A.13.01.07	100%	100%	Met	Target met. No further action required.	100%	99.81%
<b>7</b>	Percentage of toddlers for whom the evaluation and the initial IFSP was within 45 days from the date of referral COMAR 13A.13.01.07	100%	100%	Met	Target met. No further action required.  Subsequent data demonstrated that the noncompliance identified in FFY 2019 was corrected within one year of the written finding.	99.50%	99.23%

**Howard County Infants and Toddlers Program**  
**Annual Data on Part C State Performance Plan (SPP) Priority Indicators**  
**for the Period July 1, 2020 – June 30, 2021**

Part C Annual SPP Performance Report							
SPP/APR Indicators		FFY 2020 (SFY 2021)			Action Required	Previous Results	
 Results Indicator	 Compliance Indicator	State Target	Local Results <sup>1</sup>	Target Met		FFY 2019	FFY 2018
<b>8A</b>	Percentage of toddlers exiting Part C for whom transition steps and services were added to the IFSP at least 90 days, and not more than nine months, prior to the toddler's third birthday COMAR 13A.13.01.09	100%	95.30%	Not Met	Target not met. Submit an Improvement Plan within 30 days from the date of this letter; identify the root causes and evidence-based practices to demonstrate improved child results. Correction of the noncompliance must be demonstrated and verified within one year.  Subsequent data demonstrated that the noncompliance identified in FFY 2019 was corrected within one year of the written finding.	99.26%	100%
<b>8B</b>	Percentage of toddlers for whom the LEA and SEA were notified of potential Part B eligibility at least 90 days prior to the third birthday COMAR 13A.13.01.09	100%	100%	Met	Target met. No further action required.	100%	100%
<b>8C</b>	Percentage of children for whom the transition conference was held 90 days, and not more than nine months, prior to the toddler's third birthday COMAR 13A.13.01.09	100%	95.28%	Not Met	Target not met. Submit an Improvement Plan within 30 days from the date of this letter; identify the root causes and evidence-based practices to demonstrate improved child results. Correction of the noncompliance must be demonstrated and verified within one year.  Subsequent data demonstrated that the noncompliance identified in FFY 2019 was corrected within one year of the written finding.	99.26%	100%
	Correction of Noncompliance COMAR 13A.13.02.04	100%	100%	Met	Target met. No further action required.	100%	100%
	Timely and valid data	100%	100%	Met	Target met. No further action required.	100%	100%

**Howard County Infants and Toddlers Program**  
**Annual Data on Part C State Performance Plan (SPP) Priority Indicators**  
**for the Period July 1, 2020 – June 30, 2021**

Part C Annual SPP Performance Report							
<b>SPP/APR Indicators</b>  <b>Results Indicator</b>  <b>Compliance Indicator</b>		FFY 2020 (SFY 2021)			Action Required	Previous Results	
		State Target	Local Results <sup>1</sup>	Target Met		FFY 2019	FFY 2018
	Number of complaints filed	NA	0	NA	No further action required.	0	0
	Number of State complaints identified with violation(s)	NA	0	NA	No further action required.	0	0
	Number of State findings from State complaints corrected in a timely manner	NA	0	NA	No further action required.	0	0
	Number of due process hearings filed	NA	0	NA	No further action required.	0	0
	Number of due process hearings identified with violations	NA	0	NA	No further action required.	0	0
	Fiscal Accountability: Number of findings identified	NA	0	NA	No further action required.	0	0



**Mohammed Choudhury**  
State Superintendent of Schools

March 28, 2022

Dr. Karen M. Couch  
Superintendent  
Kent County Public Schools  
5608 Boundary Avenue  
Rock Hall, MD 21661

Dear Dr. Couch:

The Maryland State Department of Education (MSDE), Division of Early Intervention and Special Education Services (DEI/SES) is required by the United States Department of Education (USDE), Office of Special Education Programs (OSEP) to make determinations annually regarding the performance of each local Infants and Toddlers Program (LITP) using one of the following four determination categories: “Meets Requirements,” “Needs Assistance,” “Needs Intervention,” or “Needs Substantial Intervention” [34 CFR §§303.700 and 300.703]. The MSDE, DEI/SES uses a results-based rubric for given indicators to evaluate each LITP’s Program’s performance in meeting the State’s identified targets. For Federal Fiscal Year (FFY) 2020 determinations, the Kent County Infants and Toddlers Program has achieved the determination status of **“Meets Requirements.”**

Attached please find supporting documents:

1. *FFY 2020 Determination Overview* (identifies the Part C Indicators used to assign a local determination on page 1 – please note that fiscal and complaints/due process hearing data continues to be used);
2. *FFY 2020 Local Determination Scoring Criteria* (provides a six-year graduated results driven accountability plan used to make a local determination by year);
3. *FFY 2020 Annual Report Card on SPP/APR Part C Indicators* (provides a three-year local data analysis and required actions); and
4. *DEI/SES Differentiated Framework: Tiers of Supervision and Support* (provides the framework used by the DEI/SES to guide the level of monitoring and corresponding level of performance support provided to LITPs).

To implement a results-driven accountability system, we continue to focus on the three child outcome indicators. In 2020, a revised baseline was proposed to the USDE and new targets established. Please see the attached *Part C Child Outcomes Baselines and Targets for Local Determinations* document. The DEI/SES has developed one set of baselines and targets that are inclusive of both children who receive services from birth to three and children who receive services through an Extended Individualized Family Service Plan. The decision to examine child outcomes as one group independent of age was unanimously supported by LITP Directors and Preschool Coordinators through a stakeholder discussion held in 2014. Please note the attached revised baseline and targets for local determinations of Maryland’s LITPs will not be included in Maryland’s Annual Performance Report to OSEP. For federal reporting, OSEP requested that Maryland report child outcomes data for children birth to three years separately from child outcomes data for children older than three so that comparisons could be made with other states that are not serving children through an IFSP after age three.

The shift to a more balanced accountability approach does not relieve the DEI/SES from ensuring compliance, correction of identified noncompliance, and the receipt of timely and accurate data. As a result of the accountability shift to an increased emphasis on results, an LITP's determination status may be impacted in the future.

The DEI/SES continues to recognize and value the commitment and delivery of highly-effective services implemented by each LITP. For the FFY 2020 local determinations, data were collected from July 1, 2020 to June 30, 2021. While data used in the FFY 2020 local determinations reflect program performance during to the COVID-19 pandemic, the required local program responsive actions will be implemented post-pandemic. For FFY 2020, the DEI/SES increased the number of results indicators required to "Meet Requirements."

To support Maryland's commitment to narrow the opportunity and achievement gaps for infants, toddlers, and young children with disabilities and their families, the implementation of the *DEI/SES Strategic Plan: Moving Maryland Forward* provides a statewide differentiated framework for general supervision and performance support. Based upon comprehensive data analysis (including the SPP/APR local determination status), the Kent County Infants and Toddlers Program has been assigned the "**Universal**" tier for the delivery of the DEI/SES technical assistance model for results. LITPs assigned to the Universal tier will receive a comprehensive monitoring from the DEI/SES every four years.

LITPs are strongly encouraged to work closely with their Local Interagency Coordinating Council and Family Support Centers to perform an analysis of local data and infrastructure. The analysis should guide the development of strategies for data-informed decision-making, increased parent partnerships, strategic collaboration, and the use of evidence-based practices to improve the results for infants, toddlers, and young children with disabilities and their families. As we continue this shift in focus to results-driven accountability, the MSDE, DEI/SES will provide State and local professional learning opportunities.

Thank you for your hard work and commitment to excellence, equity, and efficiency. The MSDE is committed to supporting the efforts of the Kent County Infants and Toddlers Program to improve results for infants, toddlers, and preschool age children with disabilities and their families. If you have any questions or wish to request technical assistance, please do not hesitate to call me at 410-767-0238.

Sincerely,



Marcella E. Franczkowski, M.S.  
Assistant State Superintendent  
Division of Early Intervention and  
Special Education Services



MEF/BMM/mj

Attachments

c: Mohammed Choudhury  
Deann Collins, Ed.D.  
Wendy Keen



Brian Morrison  
Gary Richardson  
Carmen Brown

**Kent County Infants and Toddlers Program**  
**Annual Data on Part C State Performance Plan (SPP) Priority Indicators**  
**for the Period July 1, 2020 – June 30, 2021**









Part C Annual SPP Performance Report							
<b>SPP/APR Indicators</b>  <b>Results Indicator</b>  <b>Compliance Indicator</b>		FFY 2020 (SFY 2021)			Action Required	Previous Results	
		State Target	Local Results	Target Met		FFY 2019	FFY 2018
<b>2</b>	Infants and Toddlers with IFSPs who receive services in natural environments COMAR 13A.13.01.07	94.50%	100%	Met	Target met. No further action required.	100%	100%
<b>2 Ext IFSP</b>	Infants and Toddlers with IFSPs who receive services in natural environments COMAR 13A.13.01.07	94.50%	100%	Met	Target met. No further action required.	100%	100%
<b>3A</b>	Birth - 4 Outcomes: Use of social – emotional skills COMAR 13A.13.01.08	58.96%	100%	Met	Target met. No further action required.	80.00%	80.00%
	2. Exits within age expectations	41.33%	100%	Met	Target met. No further action required.	83.33%	66.67%
<b>3B</b>	Birth - 4 Outcomes: Use of knowledge and skills COMAR 13A.13.01.08	61.53%	100%	Met	Target met. No further action required.	60.00%	83.33%
	2. Exits within age expectations	37.71%	100%	Met	Target met. No further action required.	83.33%	50.00%
<b>3C</b>	Birth - 4 Outcomes: Use of appropriate behaviors COMAR 13A.13.01.08	61.16%	100%	Met	Target met. No further action required.	100%	80.00%
	2. Exits within age expectations	38.63%	92.31%	Met	Target met. No further action required.	83.33%	66.67%
<b>4</b>	Family Survey: Response Rate – Based on State Mean Response Rate  * Less than 10 survey responses	20%	17%	Not Met	Submit an Improvement Plan within 30 days from the date of this letter: identify strategies to improve the Family Survey response rate.	NA	NA
<b>4A</b>	Families who report EIS helped them know their rights 20 U.S.C. 1416a(3)(A) and 1442	93.00%	*	NA	No further action required.	100%	100%



**Kent County Infants and Toddlers Program**  
**Annual Data on Part C State Performance Plan (SPP) Priority Indicators**  
**for the Period July 1, 2020 – June 30, 2021**

Part C Annual SPP Performance Report							
<b>SPP/APR Indicators</b>  <b>Results Indicator</b>  <b>Compliance Indicator</b>		FFY 2020 (SFY 2021)			Action Required	Previous Results	
		State Target	Local Results	Target Met		FFY 2019	FFY 2018
<b>4B</b>	Families who report EIS helped them communicate their child's needs 20 U.S.C. 1416a(3)(A) and 1442	92.50%	*	NA	No further action required.	100%	100%
<b>4C</b>	Families who report EIS helped them help their children develop and learn 20 U.S.C. 1416a(3)(A) and 1442	92.00%	*	NA	No further action required.	100%	100%
<b>5</b>	Children birth to one served as a percentage of the population birth to one COMAR 13A.13.02.04	1.56%	2.05%	Met	Target met. No further action required.	2.82%	2.74%
<b>6</b>	Children birth to three served as a percentage of the population birth to 3 COMAR 13A.13.02.04	3.30%	4.31%	Met	Target met. No further action required.	6.00%	5.02%
<b>1</b>	Timely Delivery of IFSP Services COMAR 13A.13.01.07	100%	100%	Met	Target met. No further action required.	96.15%	100%
<b>7</b>	Percentage of toddlers for whom the evaluation and the initial IFSP was within 45 days from the date of referral COMAR 13A.13.01.07	100%	100%	Met	Target met. No further action required.	100%	100%
<b>8A</b>	Percentage of toddlers exiting Part C for whom transition steps and services were added to the IFSP at least 90 days, and not more than nine months, prior to the toddler's third birthday COMAR 13A.13.01.09	100%	100%	Met	Target met. No further action required.	100%	100%
<b>8B</b>	Percentage of toddlers for whom the LEA and SEA were notified of potential Part B eligibility at least 90 days prior to the third birthday COMAR 13A.13.01.09	100%	100%	Met	Target met. No further action required.	100%	100%
<b>8C</b>	Percentage of children for whom the transition conference was held 90 days, and not more than nine months, prior to the toddler's third birthday	100%	100%	Met	Target met. No further action required.	100%	100%

**Kent County Infants and Toddlers Program**  
**Annual Data on Part C State Performance Plan (SPP) Priority Indicators**  
**for the Period July 1, 2020 – June 30, 2021**

Part C Annual SPP Performance Report							
<b>SPP/APR Indicators</b>  <b>Results Indicator</b>  <b>Compliance Indicator</b>		FFY 2020 (SFY 2021)			Action Required	Previous Results	
		State Target	Local Results	Target Met		FFY 2019	FFY 2018
	COMAR 13A.13.01.09						
	Correction of Noncompliance COMAR 13A.13.02.04	100%	100%	Met	Target met. No further action required.	100%	100%
	Timely and valid data	100%	100%	Met	Target met. No further action required.	100%	100%
	Number of complaints filed	NA	0	NA	No further action required.	0	0
	Number of State complaints identified with violation(s)	NA	0	NA	No further action required.	0	0
	Number of State findings from State complaints corrected in a timely manner	NA	0	NA	No further action required.	0	0
	Number of due process hearings filed	NA	0	NA	No further action required.	0	0
	Number of due process hearings identified with violations	NA	0	NA	No further action required.	0	0
	Fiscal Accountability: Number of findings identified	NA	0	NA	No further action required.	0	0



**Mohammed Choudhury**  
State Superintendent of Schools

March 28, 2022

Dr. Raymond L. Crowel  
Director, Department of Health & Human Services  
Montgomery County Department of Health  
401 Hungerford Drive  
Rockville, MD 20850

Dear Dr. Crowel:

The Maryland State Department of Education (MSDE), Division of Early Intervention and Special Education Services (DEI/SES) is required by the United States Department of Education (USDE), Office of Special Education Programs (OSEP) to make determinations annually regarding the performance of each local Infants and Toddlers Program (LITP) using one of the following four determination categories: “Meets Requirements,” “Needs Assistance,” “Needs Intervention,” or “Needs Substantial Intervention” [34 CFR §§303.700 and 300.703]. The MSDE, DEI/SES uses a results-based rubric for given indicators to evaluate each LITP’s Program’s performance in meeting the State’s identified targets. For Federal Fiscal Year (FFY) 2020 determinations, the Montgomery County Infants and Toddlers Program has achieved the determination status of “**Meets Requirements.**”

Attached please find supporting documents:

1. *FFY 2020 Determination Overview* (identifies the Part C Indicators used to assign a local determination on page 1 – please note that fiscal and complaints/due process hearing data continues to be used);
2. *FFY 2020 Local Determination Scoring Criteria* (provides a six-year graduated results driven accountability plan used to make a local determination by year);
3. *FFY 2020 Annual Report Card on SPP/APR Part C Indicators* (provides a three-year local data analysis and required actions); and
4. *DEI/SES Differentiated Framework: Tiers of Supervision and Support* (provides the framework used by the DEI/SES to guide the level of monitoring and corresponding level of performance support provided to LITPs).

To implement a results-driven accountability system, we continue to focus on the three child outcome indicators. In 2020, a revised baseline was proposed to the USDE and new targets established. Please see the attached *Part C Child Outcomes Baselines and Targets for Local Determinations* document. The DEI/SES has developed one set of baselines and targets that are inclusive of both children who receive services from birth to three and children who receive services through an Extended Individualized Family Service Plan. The decision to examine child outcomes as one group independent of age was unanimously supported by LITP Directors and Preschool Coordinators through a stakeholder discussion held in 2014. Please note the attached revised baseline and targets for local determinations of Maryland’s LITPs will not be included in Maryland’s Annual Performance Report to OSEP. For federal reporting, OSEP requested that Maryland report child outcomes data for children birth to three years separately from child outcomes data for children older than three so that comparisons could be made with other states that are not serving children through an IFSP after age three.

The shift to a more balanced accountability approach does not relieve the DEI/SES from ensuring compliance, correction of identified noncompliance, and the receipt of timely and accurate data. As a result of the accountability shift to an increased emphasis on results, an LITP's determination status may be impacted in the future.

The DEI/SES continues to recognize and value the commitment and delivery of highly-effective services implemented by each LITP. For the FFY 2020 local determinations, data were collected from July 1, 2020 to June 30, 2021. While data used in the FFY 2020 local determinations reflect program performance during to the COVID-19 pandemic, the required local program responsive actions will be implemented post-pandemic. For FFY 2020, the DEI/SES increased the number of results indicators required to "Meet Requirements."

To support Maryland's commitment to narrow the opportunity and achievement gaps for infants, toddlers, and young children with disabilities and their families, the implementation of the *DEI/SES Strategic Plan: Moving Maryland Forward* provides a statewide differentiated framework for general supervision and performance support. Based upon comprehensive data analysis (including the SPP/APR local determination status), the Montgomery County Infants and Toddlers Program has been assigned the "**Universal**" tier for the delivery of the DEI/SES technical assistance model for results. LITPs assigned to the Universal tier will receive a comprehensive monitoring from the DEI/SES every four years.

LITPs are strongly encouraged to work closely with their Local Interagency Coordinating Council and Family Support Centers to perform an analysis of local data and infrastructure. The analysis should guide the development of strategies for data-informed decision-making, increased parent partnerships, strategic collaboration, and the use of evidence-based practices to improve the results for infants, toddlers, and young children with disabilities and their families. As we continue this shift in focus to results-driven accountability, the MSDE, DEI/SES will provide State and local professional learning opportunities.

Thank you for your hard work and commitment to excellence, equity, and efficiency. The MSDE is committed to supporting the efforts of the Montgomery County Infants and Toddlers Program to improve results for infants, toddlers, and preschool age children with disabilities and their families. If you have any questions or wish to request technical assistance, please do not hesitate to call me at 410-767-0238.

Sincerely,



Marcella E. Franczkowski, M.S.  
Assistant State Superintendent  
Division of Early Intervention and  
Special Education Services



MEF/BMM/mj

Attachments



c: Mohammed Choudhury  
Deann Collins, Ed.D.  
Philip A. Lynch  
Gwen Mason  
Julie Hall

Mary Manning-Falzarano  
Brian Morrison  
Gary Richardson  
Carmen Brown



**Montgomery County Infants and Toddlers Program**  
**Annual Data on Part C State Performance Plan (SPP) Priority Indicators**  
**for the Period July 1, 2020 – June 30, 2021**

Part C Annual SPP Performance Report								
<b>SPP/APR Indicators</b>  <b>Results Indicator</b>  <b>Compliance Indicator</b>			FFY 2020 (SFY 2021)			Action Required	Previous Results	
			State Target	Local Results <sup>1</sup>	Target Met		FFY 2019	FFY 2018
<b>2</b>	Infants and Toddlers with IFSPs who receive services in natural environments COMAR 13A.13.01.07		94.50%	99.46%	Met	Target met. No further action required.	97.43%	96.29%
<b>2 Ext IFSP</b>	Infants and Toddlers with IFSPs who receive services in natural environments COMAR 13A.13.01.07		94.50%	99.68%	Met	Target met. No further action required.	98.99%	99.06%
<b>3A</b>	Birth - 4 Outcomes: Use of social – emotional skills COMAR 13A.13.01.08	1. Exits with substantial growth	58.96%	56.59%	Not Met	Target not met. Submit an Improvement Plan within 30 days from the date of this letter; identify the root causes and evidence-based practices to demonstrate improved child results.	52.10%	49.51%
		2. Exits within age expectations	41.33%	41.66%	Met	Target met. No further action required.	45.84%	48.77%
<b>3B</b>	Birth - 4 Outcomes: Use of knowledge and skills COMAR 13A.13.01.08	1. Exits with substantial growth	61.53%	59.32%	Not Met	Target not met. Submit an Improvement Plan within 30 days from the date of this letter; identify the root causes and evidence-based practices to demonstrate improved child results.	59.12%	56.94%
		2. Exits within age expectations	37.71%	38.77%	Met	Target met. No further action required.	43.97%	44.53%
<b>3C</b>	Birth - 4 Outcomes: Use of appropriate behaviors COMAR 13A.13.01.08	1. Exits with substantial growth	61.16%	58.67%	Not Met	Target not met. Submit an Improvement Plan within 30 days from the date of this letter; identify the root causes and evidence-based practices to demonstrate improved child results.	60.05%	58.20%
		2. Exits within age expectations	38.63%	38.34%	Not Met	Target not met. Submit an Improvement Plan within 30 days from the date of this letter; identify the root causes and evidence-based practices to demonstrate improved child results.	43.21%	44.15%



**Montgomery County Infants and Toddlers Program**  
**Annual Data on Part C State Performance Plan (SPP) Priority Indicators**  
**for the Period July 1, 2020 – June 30, 2021**

Part C Annual SPP Performance Report							
<b>SPP/APR Indicators</b>  <b>Results Indicator</b>  <b>Compliance Indicator</b>		FFY 2020 (SFY 2021)			Action Required	Previous Results	
		State Target	Local Results <sup>1</sup>	Target Met		FFY 2019	FFY 2018
<b>4</b>	Family Survey: Response Rate – Based on State Mean Response Rate  * Less than 10 survey responses	20%	12%	Not Met	Submit an Improvement Plan within 30 days from the date of this letter: identify strategies to improve the Family Survey response rate.	NA	NA
<b>4A</b>	Families who report EIS helped them know their rights 20 U.S.C. 1416a(3)(A) and 1442	93.00%	95.78%	Met	Target met. No further action required.	96.19%	97.79%
<b>4B</b>	Families who report EIS helped them communicate their child's needs 20 U.S.C. 1416a(3)(A) and 1442	92.50%	96.97%	Met	Target met. No further action required.	94.95%	97.93%
<b>4C</b>	Families who report EIS helped them help their children develop and learn 20 U.S.C. 1416a(3)(A) and 1442	92.00%	96.51%	Met	Target met. No further action required.	95.30%	99.2%
<b>5</b>	Children birth to one served as a percentage of the population birth to one COMAR 13A.13.02.04	1.56%	1.23%	Not Met	Target not met. Submit an Improvement Plan within 30 days from the date of this letter; identify the root causes and evidence-based practices to demonstrate improved child results.	1.84%	1.80%
<b>6</b>	Children birth to three served as a percentage of the population birth to 3 COMAR 13A.13.02.04	3.30%	3.99%	Met	Target met. No further action required.	4.62%	4.20%
<b>1</b>	Timely Delivery of IFSP Services COMAR 13A.13.01.07	100%	99.69%	Not Met	Target not met. Submit an Improvement Plan within 30 days from the date of this letter; identify the root causes and evidence-based practices to demonstrate improved child results. Correction of the noncompliance must be demonstrated and verified within one year.  Subsequent data demonstrated that the noncompliance identified in FFY 2019 was corrected within one year of the written finding.	99.56%	99.54%

**Montgomery County Infants and Toddlers Program**  
**Annual Data on Part C State Performance Plan (SPP) Priority Indicators**  
**for the Period July 1, 2020 – June 30, 2021**

Part C Annual SPP Performance Report							
SPP/APR Indicators		FFY 2020 (SFY 2021)			Action Required	Previous Results	
 Results Indicator	 Compliance Indicator	State Target	Local Results <sup>1</sup>	Target Met		FFY 2019	FFY 2018
<b>7</b>	Percentage of toddlers for whom the evaluation and the initial IFSP was within 45 days from the date of referral COMAR 13A.13.01.07	100%	99.89%	Not Met	Target not met. Submit an Improvement Plan within 30 days from the date of this letter; identify the root causes and evidence-based practices to demonstrate improved child results. Correction of the noncompliance must be demonstrated and verified within one year.  Subsequent data demonstrated that the noncompliance identified in FFY 2019 was corrected within one year of the written finding.	99.83%	99.76%
<b>8A</b>	Percentage of toddlers exiting Part C for whom transition steps and services were added to the IFSP at least 90 days, and not more than nine months, prior to the toddler's third birthday COMAR 13A.13.01.09	100%	97.28%	Not Met	Target not met. Submit an Improvement Plan within 30 days from the date of this letter; identify the root causes and evidence-based practices to demonstrate improved child results. Correction of the noncompliance must be demonstrated and verified within one year.  Subsequent data demonstrated that the noncompliance identified in FFY 2019 was corrected within one year of the written finding.	99.44%	100%
<b>8B</b>	Percentage of toddlers for whom the LEA and SEA were notified of potential Part B eligibility at least 90 days prior to the third birthday COMAR 13A.13.01.09	100%	100%	Met	Target met. No further action required.	100%	100%

**Montgomery County Infants and Toddlers Program**  
**Annual Data on Part C State Performance Plan (SPP) Priority Indicators**  
**for the Period July 1, 2020 – June 30, 2021**

Part C Annual SPP Performance Report							
SPP/APR Indicators		FFY 2020 (SFY 2021)			Action Required	Previous Results	
 Results Indicator	 Compliance Indicator	State Target	Local Results <sup>1</sup>	Target Met		FFY 2019	FFY 2018
<b>8C</b>	Percentage of children for whom the transition conference was held 90 days, and not more than nine months, prior to the toddler's third birthday COMAR 13A.13.01.09	100%	97.28%	Not Met	Target not met. Submit an Improvement Plan within 30 days from the date of this letter; identify the root causes and evidence-based practices to demonstrate improved child results. Correction of the noncompliance must be demonstrated and verified within one year.  Subsequent data demonstrated that the noncompliance identified in FFY 2019 was corrected within one year of the written finding.	99.44%	99.41%
	Correction of Noncompliance COMAR 13A.13.02.04	100%	100%	Met	Target met. No further action required.	100%	100%
	Timely and valid data	100%	100%	Met	Target met. No further action required.	100%	100%
	Number of complaints filed	NA	0	NA	No further action required.	0	0
	Number of State complaints identified with violation(s)	NA	0	NA	No further action required.	0	0
	Number of State findings from State complaints corrected in a timely manner	NA	0	NA	No further action required.	0	0
	Number of due process hearings filed	NA	0	NA	No further action required.	0	0
	Number of due process hearings identified with violations	NA	0	NA	No further action required.	0	0
	Fiscal Accountability: Number of findings identified	NA	0	NA	No further action required.	0	0





**Mohammed Choudhury**  
State Superintendent of Schools

March 28, 2022

Dr. Monica E. Goldson  
Chief Executive Officer  
Prince George's County Public Schools  
14201 School Lane  
Upper Marlboro, MD 20772

Dear Dr. Goldson:

The Maryland State Department of Education (MSDE), Division of Early Intervention and Special Education Services (DEI/SES) is required by the United States Department of Education (USDE), Office of Special Education Programs (OSEP) to make determinations annually regarding the performance of each local Infants and Toddlers Program (LITP) using one of the following four determination categories: "Meets Requirements," "Needs Assistance," "Needs Intervention," or "Needs Substantial Intervention" [34 CFR §§303.700 and 300.703]. The MSDE, DEI/SES uses a results-based rubric for given indicators to evaluate each LITP's Program's performance in meeting the State's identified targets. For Federal Fiscal Year (FFY) 2020 determinations, the Prince George's County Infants and Toddlers Program has achieved the determination status of **"Meets Requirements."**

Attached please find supporting documents:

1. *FFY 2020 Determination Overview* (identifies the Part C Indicators used to assign a local determination on page 1 – please note that fiscal and complaints/due process hearing data continues to be used);
2. *FFY 2020 Local Determination Scoring Criteria* (provides a six-year graduated results driven accountability plan used to make a local determination by year);
3. *FFY 2020 Annual Report Card on SPP/APR Part C Indicators* (provides a three-year local data analysis and required actions); and
4. *DEI/SES Differentiated Framework: Tiers of Supervision and Support* (provides the framework used by the DEI/SES to guide the level of monitoring and corresponding level of performance support provided to LITPs).

To implement a results-driven accountability system, we continue to focus on the three child outcome indicators. In 2020, a revised baseline was proposed to the USDE and new targets established. Please see the attached *Part C Child Outcomes Baselines and Targets for Local Determinations* document. The DEI/SES has developed one set of baselines and targets that are inclusive of both children who receive services from birth to three and children who receive services through an Extended Individualized Family Service Plan. The decision to examine child outcomes as one group independent of age was unanimously supported by LITP Directors and Preschool Coordinators through a stakeholder discussion held in 2014. Please note the attached revised baseline and targets for local determinations of Maryland's LITPs will not be included in Maryland's Annual Performance Report to OSEP. For federal reporting, OSEP requested that Maryland report child outcomes data for children birth to three years separately from child outcomes data for children older than three so that comparisons could be made with other states that are not serving children through an IFSP after age three.

The shift to a more balanced accountability approach does not relieve the DEI/SES from ensuring compliance, correction of identified noncompliance, and the receipt of timely and accurate data. As a result of the accountability shift to an increased emphasis on results, an LITP's determination status may be impacted in the future.

The DEI/SES continues to recognize and value the commitment and delivery of highly-effective services implemented by each LITP. For the FFY 2020 local determinations, data were collected from July 1, 2020 to June 30, 2021. While data used in the FFY 2020 local determinations reflect program performance during to the COVID-19 pandemic, the required local program responsive actions will be implemented post-pandemic. For FFY 2020, the DEI/SES increased the number of results indicators required to "Meet Requirements."

To support Maryland's commitment to narrow the opportunity and achievement gaps for infants, toddlers, and young children with disabilities and their families, the implementation of the *DEI/SES Strategic Plan: Moving Maryland Forward* provides a statewide differentiated framework for general supervision and performance support. Based upon comprehensive data analysis (including the SPP/APR local determination status), the Prince George's County Infants and Toddlers Program has been assigned the "**Universal**" tier for the delivery of the DEI/SES technical assistance model for results. LITPs assigned to the Universal tier will receive a comprehensive monitoring from the DEI/SES every four years.

LITPs are strongly encouraged to work closely with their Local Interagency Coordinating Council and Family Support Centers to perform an analysis of local data and infrastructure. The analysis should guide the development of strategies for data-informed decision-making, increased parent partnerships, strategic collaboration, and the use of evidence-based practices to improve the results for infants, toddlers, and young children with disabilities and their families. As we continue this shift in focus to results-driven accountability, the MSDE, DEI/SES will provide State and local professional learning opportunities.

Thank you for your hard work and commitment to excellence, equity, and efficiency. The MSDE is committed to supporting the efforts of the Prince George's County Infants and Toddlers Program to improve results for infants, toddlers, and preschool age children with disabilities and their families. If you have any questions or wish to request technical assistance, please do not hesitate to call me at 410-767-0238.

Sincerely,



Marcella E. Franczkowski, M.S.  
Assistant State Superintendent  
Division of Early Intervention and  
Special Education Services



MEF/BMM/mj

Attachments



c: Mohammed Choudhury  
Deann Collins, Ed.D.  
Trinell Bowman  
Alyson Felder

Brian Morrison  
Gary Richardson  
Carmen Brown



**Prince George's County Infants and Toddlers Program**  
**Annual Data on Part C State Performance Plan (SPP) Priority Indicators**  
**for the Period July 1, 2020 – June 30, 2021**

Part C Annual SPP Performance Report								
<b>SPP/APR Indicators</b>  <b>Results Indicator</b>  <b>Compliance Indicator</b>			FFY 2020 (SFY 2021)			Action Required	Previous Results	
			State Target	Local Results <sup>1</sup>	Target Met		FFY 2019	FFY 2018
<b>2</b>	Infants and Toddlers with IFSPs who receive services in natural environments COMAR 13A.13.01.07		94.50%	100%	Met	Target met. No further action required.	98.74%	97.78%
<b>2 Ext IFSP</b>	Infants and Toddlers with IFSPs who receive services in natural environments COMAR 13A.13.01.07		94.50%	100%	Met	Target met. No further action required.	99.09%	100%
<b>3A</b>	Birth - 4 Outcomes: Use of social – emotional skills COMAR 13A.13.01.08	1. Exits with substantial growth	58.96%	65.22%	Met	Target met. No further action required.	67.76%	67.77%
		2. Exits within age expectations	41.33%	34.97%	Not Met	Target not met. Submit an Improvement Plan within 30 days from the date of this letter; identify the root causes and evidence-based practices to demonstrate improved child results.	39.65%	43.21%
<b>3B</b>	Birth - 4 Outcomes: Use of knowledge and skills COMAR 13A.13.01.08	1. Exits with substantial growth	61.53%	67.86%	Met	Target met. No further action required.	69.17%	70.90%
		2. Exits within age expectations	37.71%	31.83%	Not Met	Target not met. Submit an Improvement Plan within 30 days from the date of this letter; identify the root causes and evidence-based practices to demonstrate improved child results.	35.88%	39.91%
<b>3C</b>	Birth - 4 Outcomes: Use of appropriate behaviors COMAR 13A.13.01.08	1. Exits with substantial growth	61.16%	66.87%	Met	Target met. No further action required.	69.93%	72.39%
		2. Exits within age expectations	38.63%	34.38%	Not Met	Target not met. Submit an Improvement Plan within 30 days from the date of this letter; identify the root causes and evidence-based practices to demonstrate improved child results.	40.06%	42.15%
<b>4</b>	Family Survey: Response Rate – Based on State Mean Response Rate  * Less than 10 survey responses		20%	11%	Not Met	Submit an Improvement Plan within 30 days from the date of this letter; identify strategies to improve the Family Survey response rate.	NA	NA






**Prince George's County Infants and Toddlers Program**  
**Annual Data on Part C State Performance Plan (SPP) Priority Indicators**  
**for the Period July 1, 2020 – June 30, 2021**

Part C Annual SPP Performance Report							
SPP/APR Indicators		FFY 2020 (SFY 2021)			Action Required	Previous Results	
 Results Indicator	 Compliance Indicator	State Target	Local Results <sup>1</sup>	Target Met		FFY 2019	FFY 2018
<b>4A</b>	Families who report EIS helped them know their rights 20 U.S.C. 1416a(3)(A) and 1442	93.00%	97.04%	Met	Target met. No further action required.	96.61%	97.76%
<b>4B</b>	Families who report EIS helped them communicate their child's needs 20 U.S.C. 1416a(3)(A) and 1442	92.50%	94.61%	Met	Target met. No further action required.	94.87%	98.13%
<b>4C</b>	Families who report EIS helped them help their children develop and learn 20 U.S.C. 1416a(3)(A) and 1442	92.00%	95.73%	Met	Target met. No further action required.	94.69%	98.74%
<b>5</b>	Children birth to one served as a percentage of the population birth to one COMAR 13A.13.02.04	1.56%	1.06%	Not Met	Target not met. Submit an Improvement Plan within 30 days from the date of this letter; identify the root causes and evidence-based practices to demonstrate improved child results.	1.63%	1.70%
<b>6</b>	Children birth to three served as a percentage of the population birth to 3 COMAR 13A.13.02.04	3.30%	3.14%	Met	Target met. No further action required.	4.21%	3.75%
<b>1</b>	Timely Delivery of IFSP Services COMAR 13A.13.01.07	100%	100%	Met	Target met. No further action required.	99.40%	98.53%
<b>7</b>	Percentage of toddlers for whom the evaluation and the initial IFSP was within 45 days from the date of referral COMAR 13A.13.01.07	100%	99.71%	Not Met	Target not met. Submit an Improvement Plan within 30 days from the date of this letter; identify the root causes and evidence-based practices to demonstrate improved child results. Correction of the noncompliance must be demonstrated and verified within one year.  Subsequent data demonstrated that the noncompliance identified in FFY 2019 was corrected within one year of the written finding.	99.43%	99.88%

**Prince George's County Infants and Toddlers Program**  
**Annual Data on Part C State Performance Plan (SPP) Priority Indicators**  
**for the Period July 1, 2020 – June 30, 2021**

Part C Annual SPP Performance Report							
SPP/APR Indicators		FFY 2020 (SFY 2021)			Action Required	Previous Results	
 Results Indicator	 Compliance Indicator	State Target	Local Results <sup>1</sup>	Target Met		FFY 2019	FFY 2018
<b>8A</b>	Percentage of toddlers exiting Part C for whom transition steps and services were added to the IFSP at least 90 days, and not more than nine months, prior to the toddler's third birthday COMAR 13A.13.01.09	100%	97.99%	Not Met	Target not met. Submit an Improvement Plan within 30 days from the date of this letter; identify the root causes and evidence-based practices to demonstrate improved child results. Correction of the noncompliance must be demonstrated and verified within one year.  Subsequent data demonstrated that the noncompliance identified in FFY 2019 was corrected within one year of the written finding.	99.87%	100%
<b>8B</b>	Percentage of toddlers for whom the LEA and SEA were notified of potential Part B eligibility at least 90 days prior to the third birthday COMAR 13A.13.01.09	100%	100%	Met	Target met. No further action required.	100%	100%
<b>8C</b>	Percentage of children for whom the transition conference was held 90 days, and not more than nine months, prior to the toddler's third birthday COMAR 13A.13.01.09	100%	97.99%	Not Met	Target not met. Submit an Improvement Plan within 30 days from the date of this letter; identify the root causes and evidence-based practices to demonstrate improved child results. Correction of the noncompliance must be demonstrated and verified within one year.  Subsequent data demonstrated that the noncompliance identified in FFY 2019 was corrected within one year of the written finding.	99.74%	99.86%
	Correction of Noncompliance COMAR 13A.13.02.04	100%	100%	Met	Target met. No further action required.	100%	100%
	Timely and valid data	100%	100%	Met	Target met. No further action required.	100%	100%

**Prince George's County Infants and Toddlers Program**  
**Annual Data on Part C State Performance Plan (SPP) Priority Indicators**  
**for the Period July 1, 2020 – June 30, 2021**

Part C Annual SPP Performance Report							
SPP/APR Indicators		FFY 2020 (SFY 2021)			Action Required	Previous Results	
 Results Indicator	 Compliance Indicator	State Target	Local Results <sup>1</sup>	Target Met		FFY 2019	FFY 2018
	Number of complaints filed	NA	0	NA	No further action required.	0	0
	Number of State complaints identified with violation(s)	NA	0	NA	No further action required.	0	0
	Number of State findings from State complaints corrected in a timely manner	NA	0	NA	No further action required.	0	0
	Number of due process hearings filed	NA	0	NA	No further action required.	0	0
	Number of due process hearings identified with violations	NA	0	NA	No further action required.	0	0
	Fiscal Accountability: Number of findings identified	NA	0	NA	No further action required.	0	0



**Mohammed Choudhury**  
State Superintendent of Schools

March 28, 2022

Dr. Patricia Saelens  
Superintendent  
Queen Anne's County Board of Education  
202 Chesterfield Avenue  
Centreville, MD 21617

Dear Dr. Saelens:

The Maryland State Department of Education (MSDE), Division of Early Intervention and Special Education Services (DEI/SES) is required by the United States Department of Education (USDE), Office of Special Education Programs (OSEP) to make determinations annually regarding the performance of each local Infants and Toddlers Program (LITP) using one of the following four determination categories: "Meets Requirements," "Needs Assistance," "Needs Intervention," or "Needs Substantial Intervention" [34 CFR §§303.700 and 300.703]. The MSDE, DEI/SES uses a results-based rubric for given indicators to evaluate each LITP's Program's performance in meeting the State's identified targets. For Federal Fiscal Year (FFY) 2020 determinations, the Queen Anne's County Infants and Toddlers Program has achieved the determination status of **"Meets Requirements."**

Attached please find supporting documents:

1. *FFY 2020 Determination Overview* (identifies the Part C Indicators used to assign a local determination on page 1 – please note that fiscal and complaints/due process hearing data continues to be used);
2. *FFY 2020 Local Determination Scoring Criteria* (provides a six-year graduated results driven accountability plan used to make a local determination by year);
3. *FFY 2020 Annual Report Card on SPP/APR Part C Indicators* (provides a three-year local data analysis and required actions); and
4. *DEI/SES Differentiated Framework: Tiers of Supervision and Support* (provides the framework used by the DEI/SES to guide the level of monitoring and corresponding level of performance support provided to LITPs).

To implement a results-driven accountability system, we continue to focus on the three child outcome indicators. In 2020, a revised baseline was proposed to the USDE and new targets established. Please see the attached *Part C Child Outcomes Baselines and Targets for Local Determinations* document. The DEI/SES has developed one set of baselines and targets that are inclusive of both children who receive services from birth to three and children who receive services through an Extended Individualized Family Service Plan. The decision to examine child outcomes as one group independent of age was unanimously supported by LITP Directors and Preschool Coordinators through a stakeholder discussion held in 2014. Please note the attached revised baseline and targets for local determinations of Maryland's LITPs will not be included in Maryland's Annual Performance Report to OSEP. For federal reporting, OSEP requested that Maryland report child outcomes data for children birth to three years separately from child outcomes data for children older than three so that comparisons could be made with other states that are not serving children through an IFSP after age three.



The shift to a more balanced accountability approach does not relieve the DEI/SES from ensuring compliance, correction of identified noncompliance, and the receipt of timely and accurate data. As a result of the accountability shift to an increased emphasis on results, an LITP's determination status may be impacted in the future.

The DEI/SES continues to recognize and value the commitment and delivery of highly-effective services implemented by each LITP. For the FFY 2020 local determinations, data were collected from July 1, 2020 to June 30, 2021. While data used in the FFY 2020 local determinations reflect program performance during to the COVID-19 pandemic, the required local program responsive actions will be implemented post-pandemic. For FFY 2020, the DEI/SES increased the number of results indicators required to "Meet Requirements."

To support Maryland's commitment to narrow the opportunity and achievement gaps for infants, toddlers, and young children with disabilities and their families, the implementation of the *DEI/SES Strategic Plan: Moving Maryland Forward* provides a statewide differentiated framework for general supervision and performance support. Based upon comprehensive data analysis (including the SPP/APR local determination status), the Queen Anne's County Infants and Toddlers Program has been assigned the "**Universal**" tier for the delivery of the DEI/SES technical assistance model for results. LITPs assigned to the Universal tier will receive a comprehensive monitoring from the DEI/SES every four years.

LITPs are strongly encouraged to work closely with their Local Interagency Coordinating Council and Family Support Centers to perform an analysis of local data and infrastructure. The analysis should guide the development of strategies for data-informed decision-making, increased parent partnerships, strategic collaboration, and the use of evidence-based practices to improve the results for infants, toddlers, and young children with disabilities and their families. As we continue this shift in focus to results-driven accountability, the MSDE, DEI/SES will provide State and local professional learning opportunities.

Thank you for your hard work and commitment to excellence, equity, and efficiency. The MSDE is committed to supporting the efforts of the Queen Anne's County Infants and Toddlers Program to improve results for infants, toddlers, and preschool age children with disabilities and their families. If you have any questions or wish to request technical assistance, please do not hesitate to call me at 410-767-0238.

Sincerely,



Marcella E. Franczkowski, M.S.  
Assistant State Superintendent  
Division of Early Intervention and  
Special Education Services

MEF/BMM/mj

Attachments

c: Mohammed Choudhury  
Deann Collins, Ed.D.  
Joeleen Smith  
Dawn Fraser



Brian Morrison  
Gary Richardson  
Carmen Brown





**Queen Anne's County Infants and Toddlers Program**  
**Annual Data on Part C State Performance Plan (SPP) Priority Indicators**  
**for the Period July 1, 2020 – June 30, 2021**

Part C Annual SPP Performance Report							
SPP/APR Indicators		FFY 2019 (SFY 2021)			Action Required	Previous Results	
Results Indicator	Compliance Indicator	State Target	Local Results	Target Met		FFY 2019	FFY 2018
<b>2</b>	Infants and Toddlers with IFSPs who receive services in natural environments COMAR 13A.13.01.07	94.50%	100%	Met	Target met. No further action required.	100%	98.63%
<b>2 Ext IFSP</b>	Infants and Toddlers with IFSPs who receive services in natural environments COMAR 13A.13.01.07	94.50%	100%	Met	Target met. No further action required.	100%	100%
<b>3A</b>	Birth - 4 Outcomes: Use of social – emotional skills COMAR 13A.13.01.08	58.96%	72.41%	Met	Target met. No further action required.	83.67%	74.19%
	2. Exits within age expectations	41.33%	53.03%	Met	Target met. No further action required.	56.67%	42.86%
<b>3B</b>	Birth - 4 Outcomes: Use of knowledge and skills COMAR 13A.13.01.08	61.53%	75.86%	Met	Target met. No further action required.	80.39%	75.00%
	2. Exits within age expectations	37.71%	54.55%	Met	Target met. No further action required.	56.67%	42.86%
<b>3C</b>	Birth - 4 Outcomes: Use of appropriate behaviors COMAR 13A.13.01.08	61.16%	70.31%	Met	Target met. No further action required.	78.95%	76.47%
	2. Exits within age expectations	38.63%	42.42%	Met	Target met. No further action required.	44.67%	37.14%
<b>4</b>	Family Survey: Response Rate – Based on State Mean Response Rate  * Less than 10 survey responses	20%	68%	Met	No further action required.	NA	NA
<b>4A</b>	Families who report EIS helped them know their rights 20 U.S.C. 1416a(3)(A) and 1442	93.00%	100%	Met	Target met. No further action required.	90.91%	98.21%
<b>4B</b>	Families who report EIS helped them communicate their child's needs 20 U.S.C. 1416a(3)(A) and 1442	92.50%	97.73%	Met	Target met. No further action required.	90.00%	98.21%
<b>4C</b>	Families who report EIS helped them help their children develop and learn 20 U.S.C. 1416a(3)(A) and 1442	92.00%	100%	Met	Target met. No further action required.	100%	98.11%

**Queen Anne's County Infants and Toddlers Program**  
**Annual Data on Part C State Performance Plan (SPP) Priority Indicators**  
**for the Period July 1, 2020 – June 30, 2021**

Part C Annual SPP Performance Report							
SPP/APR Indicators		FFY 2019 (SFY 2021)			Action Required	Previous Results	
 Results Indicator	 Compliance Indicator	State Target	Local Results	Target Met		FFY 2019	FFY 2018
<b>5</b>	Children birth to one served as a percentage of the population birth to one COMAR 13A.13.02.04	1.56%	1.41%	Not Met	Target not met. Submit an Improvement Plan within 30 days from the date of this letter; identify the root causes and evidence-based practices to demonstrate improved child results.	1.41%	3.18%
<b>6</b>	Children birth to three served as a percentage of the population birth to 3 COMAR 13A.13.02.04	3.30%	4.02%	Met	Target met. No further action required.	4.92%	4.68%
<b>1</b>	Timely Delivery of IFSP Services COMAR 13A.13.01.07	100%	98.92%	Not Met	Target not met. Submit an Improvement Plan within 30 days from the date of this letter; identify the root causes and evidence-based practices to demonstrate improved child results. Correction of the noncompliance must be demonstrated and verified within one year.  Subsequent data demonstrated that the noncompliance identified in FFY 2019 was corrected within one year of the written finding.	97.67%	98.90%
<b>7</b>	Percentage of toddlers for whom the evaluation and the initial IFSP was within 45 days from the date of referral COMAR 13A.13.01.07	100%	100%	Met	Target met. No further action required.	100%	98.67%
<b>8A</b>	Percentage of toddlers exiting Part C for whom transition steps and services were added to the IFSP at least 90 days, and not more than nine months, prior to the toddler's third birthday COMAR 13A.13.01.09	100%	100%	Met	Target met. No further action required.	100%	100%

**Queen Anne's County Infants and Toddlers Program**  
**Annual Data on Part C State Performance Plan (SPP) Priority Indicators**  
**for the Period July 1, 2020 – June 30, 2021**

Part C Annual SPP Performance Report							
SPP/APR Indicators		FFY 2019 (SFY 2021)			Action Required	Previous Results	
 Results Indicator	 Compliance Indicator	State Target	Local Results	Target Met		FFY 2019	FFY 2018
<b>8B</b>	Percentage of toddlers exiting Part C for whom transition steps and services were added to the IFSP at least 90 days, and not more than nine months, prior to the toddler's third birthday COMAR 13A.13.01.09	100%	100%	Met	Target met. No further action required.	100%	100%
<b>8C</b>	Percentage of toddlers for whom the LEA and SEA were notified of potential Part B eligibility at least 90 days prior to the third birthday COMAR 13A.13.01.09	100%	100%	Met	Target met. No further action required.	100%	100%
	Correction of Noncompliance COMAR 13A.13.02.04	100%	100%	Met	Target met. No further action required.	100%	100%
	Timely and valid data	100%	100%	Met	Target met. No further action required.	100%	<100%
	Number of complaints filed	NA	0	NA	No further action required.	0	0
	Number of State complaints identified with violation(s)	NA	0	NA	No further action required.	0	0
	Number of State findings from State complaints corrected in a timely manner	NA	0	NA	No further action required.	0	0
	Number of due process hearings filed	NA	0	NA	No further action required.	0	0
	Number of due process hearings identified with violations	NA	0	NA	No further action required.	0	0
	Fiscal Accountability: Number of findings identified	NA	0	NA	No further action required.	0	0



March 28, 2022

Dr. James Scott Smith  
Superintendent  
St. Mary's County Public Schools  
23160 Moakley Street, Suite 109  
Leonardtown, MD 20650

Dear Dr. Smith:

The Maryland State Department of Education (MSDE), Division of Early Intervention and Special Education Services (DEI/SES) is required by the United States Department of Education (USDE), Office of Special Education Programs (OSEP) to make determinations annually regarding the performance of each local Infants and Toddlers Program (LITP) using one of the following four determination categories: "Meets Requirements," "Needs Assistance," "Needs Intervention," or "Needs Substantial Intervention" [34 CFR §§303.700 and 300.703]. The MSDE, DEI/SES uses a results-based rubric for given indicators to evaluate each local Infants and Toddlers Program's performance in meeting the State's identified targets. For Federal Fiscal Year (FFY) 2020 determinations, the St. Mary's County Infants and Toddlers Program has achieved the determination status of **"Needs Assistance, Year 2."**

Attached please find supporting documents:

1. *FFY 2020 Determination Overview* (identifies the Part C Indicators used to assign a local determination on page 1 – please note that fiscal and complaints/due process hearing data continues to be used);
2. *FFY 2020 Local Determination Scoring Criteria* (provides a six-year graduated results driven accountability plan used to make a local determination by year);
3. *FFY 2020 Annual Report Card on SPP/APR Part C Indicators* (provides a three-year local data analysis and required actions); and
4. *DEI/SES Differentiated Framework: Tiers of Supervision and Support* (provides the framework used by the DEI/SES to guide the level of monitoring and corresponding level of performance support provided to LITPs).

To implement a results-driven accountability system, we continue to focus on the three child outcome indicators. In 2020, a revised baseline was proposed to the USDE and new targets established. Please see the attached *Part C Child Outcomes Baselines and Targets for Local Determinations* document. The DEI/SES has developed one set of baselines and targets that are inclusive of both children who receive services from birth to three and children who receive services through an Extended Individualized Family Service Plan. The decision to examine child outcomes as one group independent of age was unanimously supported by LITP Directors and Preschool Coordinators through a stakeholder discussion held in 2014. Please note the attached revised baseline and targets for local determinations of Maryland's LITPs will not be included in Maryland's Annual Performance Report to OSEP. For federal reporting, OSEP requested that Maryland report child outcomes data for children birth to three years separately from child outcomes data for children older than three so that comparisons could be made with other states that are not serving children through an IFSP after age three.

The shift to a more balanced accountability approach does not relieve the DEI/SES from ensuring compliance, correction of identified noncompliance, and the receipt of timely and accurate data. As a result of the accountability shift to an increased emphasis on results, an LITP's determination status may be impacted in the future.

The DEI/SES continues to recognize and value the commitment and delivery of highly-effective services implemented by each LITP. For the FFY 2020 local determinations, data were collected from July 1, 2020 to June 30, 2021. While data used in the FFY 2020 local determinations reflect program performance during to the COVID-19 pandemic, the required local program responsive actions will be implemented post-pandemic. For FFY 2020, the DEI/SES increased the number of results indicators required to "Meet Requirements."

To support Maryland's commitment to narrow the opportunity and achievement gaps for infants, toddlers, and young children with disabilities and their families, the implementation of the *DEI/SES Strategic Plan: Moving Maryland Forward* provides a statewide differentiated framework for general supervision and performance support. Based upon comprehensive data analysis (including the SPP/APR local determination status), the St. Mary's County Infants and Toddlers Program has been assigned the "**Targeted**" tier for the delivery of the DEI/SES technical assistance model for results. LITPs assigned to the Targeted tier will receive a comprehensive monitoring from the DEI/SES every other year.

LITPs are strongly encouraged to work closely with their Local Interagency Coordinating Council and Family Support Centers to perform an analysis of local data and infrastructure. The analysis should guide the development of strategies for data-informed decision-making, increased parent partnerships, strategic collaboration, and the use of evidence-based practices to improve the results for infants, toddlers, and young children with disabilities and their families. As we continue this shift in focus to results-driven accountability, the MSDE, DEI/SES will provide State and local professional learning opportunities.

Thank you for your hard work and commitment to excellence, equity, and efficiency. The MSDE is committed to supporting the efforts of the St. Mary's County Infants and Toddlers Program to improve results for infants, toddlers, and preschool age children with disabilities and their families. If you have any questions or wish to request technical assistance, please do not hesitate to call me at 410-767-0238.

Sincerely,



Marcella E. Franczkowski, M.S.  
Assistant State Superintendent  
Division of Early Intervention and  
Special Education Services

MEF/BMM/mj

Attachments



c: Mohammed Choudhury  
Deann Collin, Ed.D.  
Scott Szczerbiak  
Cynthia Kilcoyne

Brian Morrison  
Gary Richardson  
Carmen Brown



**St. Mary's County Infants and Toddlers Program**  
**Annual Data on Part C State Performance Plan (SPP) Priority Indicators**  
**for the Period July 1, 2020 – June 30, 2021**

Part C Annual SPP Performance Report								
SPP/APR Indicators			FFY 2020 (SFY 2021)			Action Required	Previous Results	
<div style="display: flex; align-items: center;"> <div style="width: 15px; height: 15px; background-color: yellow; margin-right: 5px;"></div> Results Indicator <div style="width: 15px; height: 15px; background-color: lightblue; margin-left: 10px; margin-right: 5px;"></div> Compliance Indicator </div>			State Target	Local Results	Target Met		FFY 2019	FFY 2018
<b>2</b>	Infants and Toddlers with IFSPs who receive services in natural environments COMAR 13A.13.01.07		94.50%	100%	Met	Target met. No further action required.	99.39%	99.38%
<b>2 Ext IFSP</b>	Infants and Toddlers with IFSPs who receive services in natural environments COMAR 13A.13.01.07		94.50%	100%	Met	Target met. No further action required.	100%	100%
<b>3A</b>	Birth - 4 Outcomes: Use of social – emotional skills COMAR 13A.13.01.08	1. Exits with substantial growth	58.96%	53.64%	Not Met	Target not met. Submit an Improvement Plan within 30 days from the date of this letter; identify the root causes and evidence-based practices to demonstrate improved child results.	39.62%	52.70%
		2. Exits within age expectations	41.33%	29.41%	Not Met	Target not met. Submit an Improvement Plan within 30 days from the date of this letter; identify the root causes and evidence-based practices to demonstrate improved child results.	32.52%	40.66%
<b>3B</b>	Birth - 4 Outcomes: Use of knowledge and skills COMAR 13A.13.01.08	1. Exits with substantial growth	61.53%	61.82%	Met	Target met. No further action required.	48.11%	48.75%
		2. Exits within age expectations	37.71%	31.09%	Not Met	Target not met. Submit an Improvement Plan within 30 days from the date of this letter; identify the root causes and evidence-based practices to demonstrate improved child results.	32.52%	40.66%
<b>3C</b>	Birth - 4 Outcomes: Use of appropriate behaviors COMAR 13A.13.01.08	1. Exits with substantial growth	61.16%	46.15%	Not Met	Target not met. Submit an Improvement Plan within 30 days from the date of this letter; identify the root causes and evidence-based practices to demonstrate improved child results.	47.83%	56.63%

**St. Mary's County Infants and Toddlers Program**  
**Annual Data on Part C State Performance Plan (SPP) Priority Indicators**  
**for the Period July 1, 2020 – June 30, 2021**



Part C Annual SPP Performance Report								
SPP/APR Indicators			FFY 2020 (SFY 2021)			Action Required	Previous Results	
 Results Indicator	 Compliance Indicator		State Target	Local Results	Target Met		FFY 2019	FFY 2018
		2. Exits within age expectations	38.63%	27.73%	Not Met	Target not met. Submit an Improvement Plan within 30 days from the date of this letter; identify the root causes and evidence-based practices to demonstrate improved child results.	29.27%	41.76%
<b>4</b>		Family Survey: Response Rate – Based on State Mean Response Rate  * Less than 10 survey responses	20%	32%	Met	No further action required.	NA	NA
<b>4A</b>		Families who report EIS helped them know their rights 20 U.S.C. 1416a(3)(A) and 1442	93.00%	97.33%	Met	Target met. No further action required.	97.30%	96.94%
<b>4B</b>		Families who report EIS helped them communicate their child's needs 20 U.S.C. 1416a(3)(A) and 1442	92.50%	94.52%	Met	Target met. No further action required.	91.18%	97.94%
<b>4C</b>		Families who report EIS helped them help their children develop and learn 20 U.S.C. 1416a(3)(A) and 1442	92.00%	96.00%	Met	Target met. No further action required.	97.14%	95.88%
<b>5</b>		Children birth to one served as a percentage of the population birth to one COMAR 13A.13.02.04	1.56%	1.20%	Not Met	Target not met. Submit an Improvement Plan within 30 days from the date of this letter; identify the root causes and evidence-based practices to demonstrate improved child results.	1.75%	1.84%
<b>6</b>		Children birth to three served as a percentage of the population birth to 3 COMAR 13A.13.02.04	3.30%	3.29%	Not Met	Target not met. Submit an Improvement Plan within 30 days from the date of this letter; identify the root causes and evidence-based practices to demonstrate improved child results.	4.01%	3.85%

**St. Mary's County Infants and Toddlers Program**  
**Annual Data on Part C State Performance Plan (SPP) Priority Indicators**  
**for the Period July 1, 2020 – June 30, 2021**

Part C Annual SPP Performance Report							
SPP/APR Indicators		FFY 2020 (SFY 2021)			Action Required	Previous Results	
 Results Indicator	 Compliance Indicator	State Target	Local Results	Target Met		FFY 2019	FFY 2018
<b>1</b>	Timely Delivery of IFSP Services COMAR 13A.13.01.07	100%	99.67%	Not Met	Target not met. Submit an Improvement Plan within 30 days from the date of this letter; identify the root causes and evidence-based practices to demonstrate improved child results. Correction of the noncompliance must be demonstrated and verified within one year.  Subsequent data demonstrated that the noncompliance identified in FFY 2019 was corrected within one year of the written finding.	98.41%	99.51%
<b>7</b>	Percentage of toddlers for whom the evaluation and the initial IFSP was within 45 days from the date of referral COMAR 13A.13.01.07	100%	100%	Met	Target met. No further action required.	100%	99.34%
<b>8A</b>	Percentage of toddlers exiting Part C for whom transition steps and services were added to the IFSP at least 90 days, and not more than nine months, prior to the toddler's third birthday COMAR 13A.13.01.09	100%	100%	Met	Target met. No further action required.	100%	100%
<b>8B</b>	Percentage of toddlers for whom the LEA and SEA were notified of potential Part B eligibility at least 90 days prior to the third birthday COMAR 13A.13.01.09	100%	100%	Met	Target met. No further action required.	100%	100%
<b>8C</b>	Percentage of children for whom the transition conference was held 90 days, and not more than nine months, prior to the toddler's third birthday COMAR 13A.13.01.09	100%	98.04%	Not Met	Target not met. Submit an Improvement Plan within 30 days from the date of this letter; identify the root causes and evidence-based practices to demonstrate improved child results. Correction of the noncompliance must be demonstrated and verified within one year.	100%	98.39%



**St. Mary's County Infants and Toddlers Program**  
**Annual Data on Part C State Performance Plan (SPP) Priority Indicators**  
**for the Period July 1, 2020 – June 30, 2021**

Part C Annual SPP Performance Report							
<b>SPP/APR Indicators</b>  <b>Results Indicator</b>  <b>Compliance Indicator</b>		FFY 2020 (SFY 2021)			Action Required	Previous Results	
		State Target	Local Results	Target Met		FFY 2019	FFY 2018
	Correction of Noncompliance COMAR 13A.13.02.04	100%	100%	Met	Target met. No further action required.	100%	100%
	Timely and valid data	100%	100%	Met	Target met. No further action required.	100%	100%
	Number of complaints filed	NA	0	NA	No further action required.	0	0
	Number of State complaints identified with violation(s)	NA	0	NA	No further action required.	0	0
	Number of State findings from State complaints corrected in a timely manner	NA	0	NA	No further action required.	0	0
	Number of due process hearings filed	NA	0	NA	No further action required.	0	0
	Number of due process hearings identified with violations	NA	0	NA	No further action required.	0	0
	Fiscal Accountability: Number of findings identified	NA	0	NA	No further action required.	0	0



**Mohammed Choudhury**  
State Superintendent of Schools

March 28, 2022

Dr. John B. Gaddis  
Superintendent  
Somerset County Public Schools  
7982-A Tawes Campus Drive  
Westover, Maryland 21871

Dear Dr. Gaddis:

The Maryland State Department of Education (MSDE), Division of Early Intervention and Special Education Services (DEI/SES) is required by the United States Department of Education (USDE), Office of Special Education Programs (OSEP) to make determinations annually regarding the performance of each local Infants and Toddlers Program (LITP) using one of the following four determination categories: “Meets Requirements,” “Needs Assistance,” “Needs Intervention,” or “Needs Substantial Intervention” [34 CFR §§303.700 and 300.703]. The MSDE, DEI/SES uses a results-based rubric for given indicators to evaluate each LITP’s Program’s performance in meeting the State’s identified targets. For Federal Fiscal Year (FFY) 2020 determinations, the Somerset County Infants and Toddlers Program has achieved the determination status of **“Meets Requirements.”**

Attached please find supporting documents:

1. *FFY 2020 Determination Overview* (identifies the Part C Indicators used to assign a local determination on page 1 – please note that fiscal and complaints/due process hearing data continues to be used);
2. *FFY 2020 Local Determination Scoring Criteria* (provides a six-year graduated results driven accountability plan used to make a local determination by year);
3. *FFY 2020 Annual Report Card on SPP/APR Part C Indicators* (provides a three-year local data analysis and required actions); and
4. *DEI/SES Differentiated Framework: Tiers of Supervision and Support* (provides the framework used by the DEI/SES to guide the level of monitoring and corresponding level of performance support provided to LITPs).

To implement a results-driven accountability system, we continue to focus on the three child outcome indicators. In 2020, a revised baseline was proposed to the USDE and new targets established. Please see the attached *Part C Child Outcomes Baselines and Targets for Local Determinations* document. The DEI/SES has developed one set of baselines and targets that are inclusive of both children who receive services from birth to three and children who receive services through an Extended Individualized Family Service Plan. The decision to examine child outcomes as one group independent of age was unanimously supported by LITP Directors and Preschool Coordinators through a stakeholder discussion held in 2014. Please note the attached revised baseline and targets for local determinations of Maryland’s LITPs will not be included in Maryland’s Annual Performance Report to OSEP. For federal reporting, OSEP requested that Maryland report child outcomes data for children birth to three years separately from child outcomes data for children older than three so that comparisons could be made with other states that are not serving children through an IFSP after age three.

The shift to a more balanced accountability approach does not relieve the DEI/SES from ensuring compliance, correction of identified noncompliance, and the receipt of timely and accurate data. As a result of the accountability shift to an increased emphasis on results, an LITP's determination status may be impacted in the future.

The DEI/SES continues to recognize and value the commitment and delivery of highly-effective services implemented by each LITP. For the FFY 2020 local determinations, data were collected from July 1, 2020 to June 30, 2021. While data used in the FFY 2020 local determinations reflect program performance during to the COVID-19 pandemic, the required local program responsive actions will be implemented post-pandemic. For FFY 2020, the DEI/SES increased the number of results indicators required to "Meet Requirements."

To support Maryland's commitment to narrow the opportunity and achievement gaps for infants, toddlers, and young children with disabilities and their families, the implementation of the *DEI/SES Strategic Plan: Moving Maryland Forward* provides a statewide differentiated framework for general supervision and performance support. Based upon comprehensive data analysis (including the SPP/APR local determination status), the Somerset County Infants and Toddlers Program has been assigned the "**Universal**" tier for the delivery of the DEI/SES technical assistance model for results. LITPs assigned to the Universal tier will receive a comprehensive monitoring from the DEI/SES every four years.

LITPs are strongly encouraged to work closely with their Local Interagency Coordinating Council and Family Support Centers to perform an analysis of local data and infrastructure. The analysis should guide the development of strategies for data-informed decision-making, increased parent partnerships, strategic collaboration, and the use of evidence-based practices to improve the results for infants, toddlers, and young children with disabilities and their families. As we continue this shift in focus to results-driven accountability, the MSDE, DEI/SES will provide State and local professional learning opportunities.

Thank you for your hard work and commitment to excellence, equity, and efficiency. The MSDE is committed to supporting the efforts of the Somerset County Infants and Toddlers Program to improve results for infants, toddlers, and preschool age children with disabilities and their families. If you have any questions or wish to request technical assistance, please do not hesitate to call me at 410-767-0238.

Sincerely,



Marcella E. Franczkowski, M.S.  
Assistant State Superintendent  
Division of Early Intervention and  
Special Education Services



MEF/BMM/mj

Attachments



c: Mohammed Choudhury  
Deann Collins, Ed.D.  
Brandy Brady

Brian Morrison  
Gary Richardson  
Carmen Brown



**Somerset County Infants and Toddlers Program**  
**Annual Data on Part C State Performance Plan (SPP) Priority Indicators**  
**for the Period July 1, 2020 – June 30, 2021**

Part C Annual SPP Performance Report							
<b>SPP/APR Indicators</b>  <b>Results Indicator</b>  <b>Compliance Indicator</b>		FFY 2020 (SFY 2021)			Action Required	Previous Results	
		State Target	Local Results	Target Met		FFY 2019	FFY 2018
<b>2</b>	Infants and Toddlers with IFSPs who receive services in natural environments COMAR 13A.13.01.07	94.50%	100%	Met	Target met. No further action required.	100%	100%
<b>2 Ext IFSP</b>	Infants and Toddlers with IFSPs who receive services in natural environments COMAR 13A.13.01.07	94.50%	100%	Met	Target met. No further action required.	100%	100%
<b>3A</b>	Birth - 4 Outcomes: Use of social – emotional skills COMAR 13A.13.01.08	58.96%	54.55%	Not Met	Target not met. Submit an Improvement Plan within 30 days from the date of this letter; identify the root causes and evidence-based practices to demonstrate improved child results.	40.00%	100%
	2. Exits within age expectations	41.33%	42.86%	Met	Target met. No further action required.	16.67%	87.50%
<b>3B</b>	Birth - 4 Outcomes: Use of knowledge and skills COMAR 13A.13.01.08	61.53%	63.64%	Met	Target met. No further action required.	40.00%	80.00%
	2. Exits within age expectations	37.71%	50.00%	Met	Target met. No further action required.	16.67%	87.50%
<b>3C</b>	Birth - 4 Outcomes: Use of appropriate behaviors COMAR 13A.13.01.08	61.16%	66.67%	Met	Target met. No further action required.	40.00%	100%
	2. Exits within age expectations	38.63%	57.14%	Met	Target met. No further action required.	16.67%	87.50%
<b>4</b>	Family Survey: Response Rate – Based on State Mean Response Rate  * Less than 10 survey responses	20%	13%	Not Met	Submit an Improvement Plan within 30 days from the date of this letter: identify strategies to improve the Family Survey response rate.	NA	NA
<b>4A</b>	Families who report EIS helped them know their rights 20 U.S.C. 1416a(3)(A) and 1442	93.00%	*	NA	No further action required.	100%	81.82%
<b>4B</b>	Families who report EIS helped them communicate their child's needs 20 U.S.C. 1416a(3)(A) and 1442	92.50%	*	NA	No further action required.	75.00%	81.82%

**Somerset County Infants and Toddlers Program**  
**Annual Data on Part C State Performance Plan (SPP) Priority Indicators**  
**for the Period July 1, 2020 – June 30, 2021**

Part C Annual SPP Performance Report							
SPP/APR Indicators		FFY 2020 (SFY 2021)			Action Required	Previous Results	
 Results Indicator	 Compliance Indicator	State Target	Local Results	Target Met		FFY 2019	FFY 2018
<b>4C</b>	Families who report EIS helped them help their children develop and learn 20 U.S.C. 1416a(3)(A) and 1442	92.00%	*	NA	No further action required.	75.00%	81.82%
<b>5</b>	Children birth to one served as a percentage of the population birth to one COMAR 13A.13.02.04	1.56%	0.92%	Not Met	Target not met. Submit an Improvement Plan within 30 days from the date of this letter; identify the root causes and evidence-based practices to demonstrate improved child results.	0.94%	0.83%
<b>6</b>	Children birth to three served as a percentage of the population birth to 3 COMAR 13A.13.02.04	3.30%	1.03%	Not Met	Target not met. Submit an Improvement Plan within 30 days from the date of this letter; identify the root causes and evidence-based practices to demonstrate improved child results.	1.64%	2.09%
<b>1</b>	Timely Delivery of IFSP Services COMAR 13A.13.01.07	100%	100%	Met	Target met. No further action required.	100%	100%
<b>7</b>	Percentage of toddlers for whom the evaluation and the initial IFSP was within 45 days from the date of referral COMAR 13A.13.01.07	100%	100%	Met	Target met. No further action required.	100%	100%
<b>8A</b>	Percentage of toddlers exiting Part C for whom transition steps and services were added to the IFSP at least 90 days, and not more than nine months, prior to the toddler's third birthday COMAR 13A.13.01.09	100%	100%	Met	Target met. No further action required.	100%	100%
<b>8B</b>	Percentage of toddlers for whom the LEA and SEA were notified of potential Part B eligibility at least 90 days prior to the third birthday COMAR 13A.13.01.09	100%	100%	Met	Target met. No further action required.	100%	100%
<b>8C</b>	Percentage of children for whom the transition conference was held 90 days, and not more than nine months, prior to the toddler's third birthday COMAR 13A.13.01.09	100%	100%	Met	Target met. No further action required.	100%	100%

**Somerset County Infants and Toddlers Program**  
**Annual Data on Part C State Performance Plan (SPP) Priority Indicators**  
**for the Period July 1, 2020 – June 30, 2021**

Part C Annual SPP Performance Report							
<b>SPP/APR Indicators</b>  <b>Results Indicator</b>  <b>Compliance Indicator</b>		FFY 2020 (SFY 2021)			Action Required	Previous Results	
		State Target	Local Results	Target Met		FFY 2019	FFY 2018
	Correction of Noncompliance COMAR 13A.13.02.04	100%	100%	Met	Target met. No further action required.	100%	100%
	Timely and valid data	100%	100%	Met	Target met. No further action required.	100%	100%
	Number of complaints filed	NA	0	NA	No further action required.	0	0
	Number of State complaints identified with violation(s)	NA	0	NA	No further action required.	0	0
	Number of State findings from State complaints corrected in a timely manner	NA	0	NA	No further action required.	0	0
	Number of due process hearings filed	NA	0	NA	No further action required.	0	0
	Number of due process hearings identified with violations	NA	0	NA	No further action required.	0	0
	Fiscal Accountability: Number of findings identified	NA	0	NA	No further action required.	0	0



**Mohammed Choudhury**  
State Superintendent of Schools

March 28, 2022

Dr. Kelly L. Griffith  
Superintendent  
Talbot County Public Schools  
P. O. Box 1029  
Easton, MD 21601

Dear Dr. Griffith:

The Maryland State Department of Education (MSDE), Division of Early Intervention and Special Education Services (DEI/SES) is required by the United States Department of Education (USDE), Office of Special Education Programs (OSEP) to make determinations annually regarding the performance of each local Infants and Toddlers Program (LITP) using one of the following four determination categories: “Meets Requirements,” “Needs Assistance,” “Needs Intervention,” or “Needs Substantial Intervention” [34 CFR §§303.700 and 300.703]. The MSDE, DEI/SES uses a results-based rubric for given indicators to evaluate each LITP’s Program’s performance in meeting the State’s identified targets. For Federal Fiscal Year (FFY) 2020 determinations, the Talbot County Infants and Toddlers Program has achieved the determination status of **“Meets Requirements.”**

Attached please find supporting documents:

1. *FFY 2020 Determination Overview* (identifies the Part C Indicators used to assign a local determination on page 1 – please note that fiscal and complaints/due process hearing data continues to be used);
2. *FFY 2020 Local Determination Scoring Criteria* (provides a six-year graduated results driven accountability plan used to make a local determination by year);
3. *FFY 2020 Annual Report Card on SPP/APR Part C Indicators* (provides a three-year local data analysis and required actions); and
4. *DEI/SES Differentiated Framework: Tiers of Supervision and Support* (provides the framework used by the DEI/SES to guide the level of monitoring and corresponding level of performance support provided to LITPs).

To implement a results-driven accountability system, we continue to focus on the three child outcome indicators. In 2020, a revised baseline was proposed to the USDE and new targets established. Please see the attached *Part C Child Outcomes Baselines and Targets for Local Determinations* document. The DEI/SES has developed one set of baselines and targets that are inclusive of both children who receive services from birth to three and children who receive services through an Extended Individualized Family Service Plan. The decision to examine child outcomes as one group independent of age was unanimously supported by LITP Directors and Preschool Coordinators through a stakeholder discussion held in 2014. Please note the attached revised baseline and targets for local determinations of Maryland’s LITPs will not be included in Maryland’s Annual Performance Report to OSEP. For federal reporting, OSEP requested that Maryland report child outcomes data for children birth to three years separately from child outcomes data for children older than three so that comparisons could be made with other states that are not serving children through an IFSP after age three.

Dr. Griffith  
March 28, 2022  
Page Two

The shift to a more balanced accountability approach does not relieve the DEI/SES from ensuring compliance, correction of identified noncompliance, and the receipt of timely and accurate data. As a result of the accountability shift to an increased emphasis on results, an LITP's determination status may be impacted in the future.

The DEI/SES continues to recognize and value the commitment and delivery of highly-effective services implemented by each LITP. For the FFY 2020 local determinations, data were collected from July 1, 2020 to June 30, 2021. While data used in the FFY 2020 local determinations reflect program performance during to the COVID-19 pandemic, the required local program responsive actions will be implemented post-pandemic. For FFY 2020, the DEI/SES increased the number of results indicators required to "Meet Requirements."

To support Maryland's commitment to narrow the opportunity and achievement gaps for infants, toddlers, and young children with disabilities and their families, the implementation of the *DEI/SES Strategic Plan: Moving Maryland Forward* provides a statewide differentiated framework for general supervision and performance support. Based upon comprehensive data analysis (including the SPP/APR local determination status), the Talbot County Infants and Toddlers Program has been assigned the "**Universal**" tier for the delivery of the DEI/SES technical assistance model for results. LITPs assigned to the Universal tier will receive a comprehensive monitoring from the DEI/SES every four years.

LITPs are strongly encouraged to work closely with their Local Interagency Coordinating Council and Family Support Centers to perform an analysis of local data and infrastructure. The analysis should guide the development of strategies for data-informed decision-making, increased parent partnerships, strategic collaboration, and the use of evidence-based practices to improve the results for infants, toddlers, and young children with disabilities and their families. As we continue this shift in focus to results-driven accountability, the MSDE, DEI/SES will provide State and local professional learning opportunities.

Thank you for your hard work and commitment to excellence, equity, and efficiency. The MSDE is committed to supporting the efforts of the Talbot County Infants and Toddlers Program to improve results for infants, toddlers, and preschool age children with disabilities and their families. If you have any questions or wish to request technical assistance, please do not hesitate to call me at 410-767-0238.

Sincerely,



Marcella E. Franczkowski, M.S.  
Assistant State Superintendent  
Division of Early Intervention and  
Special Education Services

MEF/BMM/mj



Attachments

c: Mohammed Choudhury  
Deann Collins, Ed.D.  
Kristin Mentges  
Michelle Y. Steelman



Brian Morrison  
Gary Richardson  
Carmen Brown





**Talbot County Infants and Toddlers Program**  
**Annual Data on Part C State Performance Plan (SPP) Priority Indicators**  
**for the Period July 1, 2020 – June 30, 2021**

Part C Annual SPP Performance Report							
<b>SPP/APR Indicators</b>  <b>Results Indicator</b>  <b>Compliance Indicator</b>		FFY 2020 (SFY 2021)			Action Required	Previous Results	
		State Target	Local Results	Target Met		FFY 2019	FFY 2018
<b>2</b>	Infants and Toddlers with IFSPs who receive services in natural environments COMAR 13A.13.01.07	94.50%	100%	Met	Target met. No further action required.	100%	100%
<b>2 Ext IFSP</b>	Infants and Toddlers with IFSPs who receive services in natural environments COMAR 13A.13.01.07	94.50%	100%	Met	Target met. No further action required.	100%	100%
<b>3A</b>	Birth - 4 Outcomes: Use of social – emotional skills COMAR 13A.13.01.08	58.96%	56.76%	Not Met	Target not met. Submit an Improvement Plan within 30 days from the date of this letter; identify the root causes and evidence-based practices to demonstrate improved child results.	52.94%	78.95%
	2. Exits within age expectations	41.33%	59.57%	Met	Target met. No further action required.	56.82%	75.93%
<b>3B</b>	Birth - 4 Outcomes: Use of knowledge and skills COMAR 13A.13.01.08	61.53%	58.33%	Not Met	Target not met. Submit an Improvement Plan within 30 days from the date of this letter; identify the root causes and evidence-based practices to demonstrate improved child results.	60.61%	83.33%
	2. Exits within age expectations	37.71%	59.57%	Met	Target met. No further action required.	59.09%	75.93%
<b>3C</b>	Birth - 4 Outcomes: Use of appropriate behaviors COMAR 13A.13.01.08	61.16%	70.00%	Met	Target met. No further action required.	64.86%	76.09%
	2. Exits within age expectations	38.63%	59.57%	Met	Target met. No further action required.	56.82%	70.37%
<b>4</b>	Family Survey: Response Rate – Based on State Mean Response Rate  * Less than 10 survey responses	20%	38%	Met	Target met. No further action required.	NA	NA

**Talbot County Infants and Toddlers Program**  
**Annual Data on Part C State Performance Plan (SPP) Priority Indicators**  
**for the Period July 1, 2020 – June 30, 2021**

Part C Annual SPP Performance Report							
<b>SPP/APR Indicators</b>  <b>Results Indicator</b>  <b>Compliance Indicator</b>		FFY 2020 (SFY 2021)			Action Required	Previous Results	
		State Target	Local Results	Target Met		FFY 2019	FFY 2018
<b>4A</b>	Families who report EIS helped them know their rights 20 U.S.C. 1416a(3)(A) and 1442	93.00%	96.77%	Met	Target met. No further action required.	100%	100%
<b>4B</b>	Families who report EIS helped them communicate their child's needs 20 U.S.C. 1416a(3)(A) and 1442	92.50%	96.77%	Met	Target met. No further action required.	94.44%	100%
<b>4C</b>	Families who report EIS helped them help their children develop and learn 20 U.S.C. 1416a(3)(A) and 1442	92.00%	96.77%	Met	Target met. No further action required.	100%	100%
<b>5</b>	Children birth to one served as a percentage of the population birth to one COMAR 13A.13.02.04	1.56%	3.72%	Met	Target met. No further action required.	2.96%	5.65%
<b>6</b>	Children birth to three served as a percentage of the population birth to 3 COMAR 13A.13.02.04	3.30%	5.14%	Met	Target met. No further action required.	6.25%	8.18%
<b>1</b>	Timely Delivery of IFSP Services COMAR 13A.13.01.07	100%	100%	Met	Target met. No further action required.  Subsequent data demonstrated that the noncompliance identified in FFY 2019 was corrected within one year of the written finding.	98.65%	100%
<b>7</b>	Percentage of toddlers for whom the evaluation and the initial IFSP was within 45 days from the date of referral COMAR 13A.13.01.07	100%	100%	Met	Target met. No further action required.	100%	97.22%
<b>8A</b>	Percentage of toddlers exiting Part C for whom transition steps and services were added to the IFSP at least 90 days, and not more than nine months, prior to the toddler's third birthday COMAR 13A.13.01.09	100%	100%	Met	Target met. No further action required.	100%	100%

**Talbot County Infants and Toddlers Program**  
**Annual Data on Part C State Performance Plan (SPP) Priority Indicators**  
**for the Period July 1, 2020 – June 30, 2021**

Part C Annual SPP Performance Report							
SPP/APR Indicators		FFY 2020 (SFY 2021)			Action Required	Previous Results	
 Results Indicator	 Compliance Indicator	State Target	Local Results	Target Met		FFY 2019	FFY 2018
<b>8B</b>	Percentage of toddlers for whom the LEA and SEA were notified of potential Part B eligibility at least 90 days prior to the third birthday COMAR 13A.13.01.09	100%	100%	Met	Target met. No further action required.	100%	100%
<b>8C</b>	Percentage of children for whom the transition conference was held 90 days, and not more than nine months, prior to the toddler's third birthday COMAR 13A.13.01.09	100%	100%	Met	Target met. No further action required.	100%	100%
	Correction of Noncompliance COMAR 13A.13.02.04	100%	100%	Met	Target met. No further action required.	100%	100%
	Timely and valid data	100%	100%	Met	Target met. No further action required.	100%	100%
	Number of complaints filed	NA	0	NA	No further action required.	0	0
	Number of State complaints identified with violation(s)	NA	0	NA	No further action required.	0	0
	Number of State findings from State complaints corrected in a timely manner	NA	0	NA	No further action required.	0	0
	Number of due process hearings filed	NA	0	NA	No further action required.	0	0
	Number of due process hearings identified with violations	NA	0	NA	No further action required.	0	0
	Fiscal Accountability: Number of findings identified	NA	0	NA	No further action required.	0	0



**Mohammed Choudhury**  
State Superintendent of Schools

March 28, 2022

Dr. Boyd J. Michael  
Superintendent  
Washington County Public Schools  
10435 Downsville Pike  
Hagerstown, MD 21740

Dear Dr. Michael:

The Maryland State Department of Education (MSDE), Division of Early Intervention and Special Education Services (DEI/SES) is required by the United States Department of Education (USDE), Office of Special Education Programs (OSEP) to make determinations annually regarding the performance of each local Infants and Toddlers Program (LITP) using one of the following four determination categories: “Meets Requirements,” “Needs Assistance,” “Needs Intervention,” or “Needs Substantial Intervention” [34 CFR §§303.700 and 300.703]. The MSDE, DEI/SES uses a results-based rubric for given indicators to evaluate each local Infants and Toddlers Program’s performance in meeting the State’s identified targets. For Federal Fiscal Year (FFY) 2020 determinations, the Washington County Infants and Toddlers Program has achieved the determination status of **“Needs Assistance, Year 1.”**

Attached please find supporting documents:

1. *FFY 2020 Determination Overview* (identifies the Part C Indicators used to assign a local determination on page 1 – please note that fiscal and complaints/due process hearing data continues to be used);
2. *FFY 2020 Local Determination Scoring Criteria* (provides a six-year graduated results driven accountability plan used to make a local determination by year);
3. *FFY 2020 Annual Report Card on SPP/APR Part C Indicators* (provides a three-year local data analysis and required actions); and
4. *DEI/SES Differentiated Framework: Tiers of Supervision and Support* (provides the framework used by the DEI/SES to guide the level of monitoring and corresponding level of performance support provided to LITPs).

To implement a results-driven accountability system, we continue to focus on the three child outcome indicators. In 2020, a revised baseline was proposed to the USDE and new targets established. Please see the attached *Part C Child Outcomes Baselines and Targets for Local Determinations* document. The DEI/SES has developed one set of baselines and targets that are inclusive of both children who receive services from birth to three and children who receive services through an Extended Individualized Family Service Plan. The decision to examine child outcomes as one group independent of age was unanimously supported by LITP Directors and Preschool Coordinators through a stakeholder discussion held in 2014. Please note the attached revised baseline and targets for local determinations of Maryland’s LITPs will not be included in Maryland’s Annual Performance Report to OSEP. For federal reporting, OSEP requested that Maryland report child outcomes data for children birth to three years separately from child outcomes data for children older than three so that comparisons could be made with other states that are not serving children through an IFSP after age three.

The shift to a more balanced accountability approach does not relieve the DEI/SES from ensuring compliance, correction of identified noncompliance, and the receipt of timely and accurate data. As a result of the accountability shift to an increased emphasis on results, an LITP's determination status may be impacted in the future.

The DEI/SES continues to recognize and value the commitment and delivery of highly-effective services implemented by each LITP. For the FFY 2020 local determinations, data were collected from July 1, 2020 to June 30, 2021. While data used in the FFY 2020 local determinations reflect program performance during to the COVID-19 pandemic, the required local program responsive actions will be implemented post-pandemic. For FFY 2020, the DEI/SES increased the number of results indicators required to "Meet Requirements."

To support Maryland's commitment to narrow the opportunity and achievement gaps for infants, toddlers, and young children with disabilities and their families, the implementation of the *DEI/SES Strategic Plan: Moving Maryland Forward* provides a statewide differentiated framework for general supervision and performance support. Based upon comprehensive data analysis (including the SPP/APR local determination status), the Washington County Infants and Toddlers Program has been assigned the "**Universal**" tier for the delivery of the DEI/SES technical assistance model for results. LITPs assigned to the Universal tier will receive a comprehensive monitoring from the DEI/SES every four years.

LITPs are strongly encouraged to work closely with their Local Interagency Coordinating Council and Family Support Centers to perform an analysis of local data and infrastructure. The analysis should guide the development of strategies for data-informed decision-making, increased parent partnerships, strategic collaboration, and the use of evidence-based practices to improve the results for infants, toddlers, and young children with disabilities and their families. As we continue this shift in focus to results-driven accountability, the MSDE, DEI/SES will provide State and local professional learning opportunities.

Thank you for your hard work and commitment to excellence, equity, and efficiency. The MSDE is committed to supporting the efforts of the Washington County Infants and Toddlers Program to improve results for infants, toddlers, and preschool age children with disabilities and their families. If you have any questions or wish to request technical assistance, please do not hesitate to call me at 410-767-0238.

Sincerely,





Marcella E. Franczkowski, M.S.  
Assistant State Superintendent  
Division of Early Intervention and  
Special Education Services

MEF/BMM/mj



Attachments

c:	Mohammed Choudhury	Brian Morrison
	Deann Collins, Ed.D.	Gary Richardson
	Jeff Gladhill	Carmen Brown
	Andrea Semler	



**Washington County Infants and Toddlers Program**  
**Annual Data on Part C State Performance Plan (SPP) Priority Indicators**  
**for the Period July 1, 2020 – June 30, 2021**

Part C Annual SPP Performance Report							
<b>SPP/APR Indicators</b>  <b>Results Indicator</b>  <b>Compliance Indicator</b>		FFY 2020 (SFY 2021)			Action Required	Previous Results	
		State Target	Local Results	Target Met		FFY 2019	FFY 2018
<b>2</b>	Infants and Toddlers with IFSPs who receive services in natural environments COMAR 13A.13.01.07	94.50%	100%	Met	Target met. No further action required.	100%	100%
<b>2 Ext IFSP</b>	Infants and Toddlers with IFSPs who receive services in natural environments COMAR 13A.13.01.07	94.50%	100%	Met	Target met. No further action required.	100%	85.45%
<b>3A</b>	Birth - 4 Outcomes: Use of social – emotional skills COMAR 13A.13.01.08	58.96%	37.63%	Not Met	Target not met. Submit an Improvement Plan within 30 days from the date of this letter; identify the root causes and evidence-based practices to demonstrate improved child results.	40.74%	54.55%
	2. Exits within age expectations	41.33%	26.42%	Not Met	Target not met. Submit an Improvement Plan within 30 days from the date of this letter; identify the root causes and evidence-based practices to demonstrate improved child results.	48.41%	47.67%
<b>3B</b>	Birth - 4 Outcomes: Use of knowledge and skills COMAR 13A.13.01.08	61.53%	50.00%	Not Met	Target not met. Submit an Improvement Plan within 30 days from the date of this letter; identify the root causes and evidence-based practices to demonstrate improved child results.	47.24%	57.14%
	2. Exits within age expectations	37.71%	22.64%	Not Met	Target not met. Submit an Improvement Plan within 30 days from the date of this letter; identify the root causes and evidence-based practices to demonstrate improved child results.	42.04%	34.88%
<b>3C</b>	Birth - 4 Outcomes: Use of appropriate behaviors COMAR 13A.13.01.08	61.16%	42.86%	Not Met	Target not met. Submit an Improvement Plan within 30 days from the date of this letter; identify the root causes and evidence-based practices to demonstrate improved child results.	47.62%	60.00%

**Washington County Infants and Toddlers Program**  
**Annual Data on Part C State Performance Plan (SPP) Priority Indicators**  
**for the Period July 1, 2020 – June 30, 2021**




Part C Annual SPP Performance Report								
SPP/APR Indicators			FFY 2020 (SFY 2021)			Action Required	Previous Results	
 Results Indicator	 Compliance Indicator		State Target	Local Results	Target Met		FFY 2019	FFY 2018
		2. Exits within age expectations	38.63%	23.58%	Not Met	Target not met. Submit an Improvement Plan within 30 days from the date of this letter; identify the root causes and evidence-based practices to demonstrate improved child results.	42.04%	44.19%
<b>4</b>		Family Survey: Response Rate – Based on State Mean Response Rate  * Less than 10 survey responses	20%	35%	Met	Target met. No further action required.	NA	NA
<b>4A</b>		Families who report EIS helped them know their rights  20 U.S.C. 1416a(3)(A) and 1442	93.00%	98.53%	Met	Target met. No further action required.	97.14%	98.25%
<b>4B</b>		Families who report EIS helped them communicate their child's needs  20 U.S.C. 1416a(3)(A) and 1442	92.50%	98.51%	Met	Target met. No further action required.	97.14%	97.32%
<b>4C</b>		Families who report EIS helped them help their children develop and learn  20 U.S.C. 1416a(3)(A) and 1442	92.00%	97.06%	Met	Target met. No further action required.	97.14%	98.23%
<b>5</b>		Children birth to one served as a percentage of the population birth to one COMAR 13A.13.02.04	1.56%	1.15%	Not Met	Target not met. Submit an Improvement Plan within 30 days from the date of this letter; identify the root causes and evidence-based practices to demonstrate improved child results.	1.96%	2.33%
<b>6</b>		Children birth to three served as a percentage of the population birth to 3 COMAR 13A.13.02.04	3.30%	2.42%	Not Met	Target not met. Submit an Improvement Plan within 30 days from the date of this letter; identify the root causes and evidence-based practices to demonstrate improved child results.	3.36%	3.44%
<b>1</b>		Timely Delivery of IFSP Services COMAR 13A.13.01.07	100%	100%	Met	Target met. No further action required.	100%	99.61%

**Washington County Infants and Toddlers Program**  
**Annual Data on Part C State Performance Plan (SPP) Priority Indicators**  
**for the Period July 1, 2020 – June 30, 2021**

Part C Annual SPP Performance Report							
<b>SPP/APR Indicators</b>  <b>Results Indicator</b>  <b>Compliance Indicator</b>		FFY 2020 (SFY 2021)			Action Required	Previous Results	
		State Target	Local Results	Target Met		FFY 2019	FFY 2018
<b>7</b>	Percentage of toddlers for whom the evaluation and the initial IFSP was within 45 days from the date of referral COMAR 13A.13.01.07	100%	100%	Met	Target met. No further action required.	100%	100%
<b>8A</b>	Percentage of toddlers exiting Part C for whom transition steps and services were added to the IFSP at least 90 days, and not more than nine months, prior to the toddler's third birthday COMAR 13A.13.01.09	100%	100%	Met	Target met. No further action required.	100%	100%
<b>8B</b>	Percentage of toddlers for whom the LEA and SEA were notified of potential Part B eligibility at least 90 days prior to the third birthday COMAR 13A.13.01.09	100%	100%	Met	Target met. No further action required.	100%	100%
<b>8C</b>	Percentage of children for whom the transition conference was held 90 days, and not more than nine months, prior to the toddler's third birthday COMAR 13A.13.01.09	100%	100%	Met	Target met. No further action required.	100%	100%
	Correction of Noncompliance COMAR 13A.13.02.04	100%	100%	Met	Target met. No further action required.	100%	100%
	Timely and valid data	100%	100%	Met	Target met. No further action required.	100%	100%
	Number of complaints filed	NA	0	NA	No further action required.	0	0
	Number of State complaints identified with violation(s)	NA	0	NA	No further action required.	0	0
	Number of State findings from State complaints corrected in a timely manner	NA	0	NA	No further action required.	0	0
	Number of due process hearings filed	NA	0	NA	No further action required.	0	0
	Number of due process hearings identified with violations	NA	0	NA	No further action required.	0	0



**Washington County Infants and Toddlers Program**  
**Annual Data on Part C State Performance Plan (SPP) Priority Indicators**  
**for the Period July 1, 2020 – June 30, 2021**

Part C Annual SPP Performance Report							
<b>SPP/APR Indicators</b>  <b>Results Indicator</b>  <b>Compliance Indicator</b>		FFY 2020 (SFY 2021)			Action Required	Previous Results	
		State Target	Local Results	Target Met		FFY 2019	FFY 2018
	Fiscal Accountability: Number of findings identified	NA	0	NA	No further action required.	0	0



March 28, 2022

Dr. Donna C. Hanlin  
Superintendent  
Wicomico County Board of Education  
P. O. Box 1538  
Salisbury, MD 21802-1538

Dear Dr. Hanlin:

The Maryland State Department of Education (MSDE), Division of Early Intervention and Special Education Services (DEI/SES) is required by the United States Department of Education (USDE), Office of Special Education Programs (OSEP) to make determinations annually regarding the performance of each local Infants and Toddlers Program (LITP) using one of the following four determination categories: "Meets Requirements," "Needs Assistance," "Needs Intervention," or "Needs Substantial Intervention" [34 CFR §§303.700 and 300.703]. The MSDE, DEI/SES uses a results-based rubric for given indicators to evaluate each LITP's Program's performance in meeting the State's identified targets. For Federal Fiscal Year (FFY) 2020 determinations, the Wicomico County Infants and Toddlers Program has achieved the determination status of **"Meets Requirements."**

Attached please find supporting documents:

1. *FFY 2020 Determination Overview* (identifies the Part C Indicators used to assign a local determination on page 1 – please note that fiscal and complaints/due process hearing data continues to be used);
2. *FFY 2020 Local Determination Scoring Criteria* (provides a six-year graduated results driven accountability plan used to make a local determination by year);
3. *FFY 2020 Annual Report Card on SPP/APR Part C Indicators* (provides a three-year local data analysis and required actions); and
4. *DEI/SES Differentiated Framework: Tiers of Supervision and Support* (provides the framework used by the DEI/SES to guide the level of monitoring and corresponding level of performance support provided to LITPs).

To implement a results-driven accountability system, we continue to focus on the three child outcome indicators. In 2020, a revised baseline was proposed to the USDE and new targets established. Please see the attached *Part C Child Outcomes Baselines and Targets for Local Determinations* document. The DEI/SES has developed one set of baselines and targets that are inclusive of both children who receive services from birth to three and children who receive services through an Extended Individualized Family Service Plan. The decision to examine child outcomes as one group independent of age was unanimously supported by LITP Directors and Preschool Coordinators through a stakeholder discussion held in 2014. Please note the attached revised baseline and targets for local determinations of Maryland's LITPs will not be included in Maryland's Annual Performance Report to OSEP. For federal reporting, OSEP requested that Maryland report child outcomes data for children birth to three years separately from child outcomes data for children older than three so that comparisons could be made with other states that are not serving children through an IFSP after age three.

Dr. Hanlin  
March 28, 2022  
Page Two

The shift to a more balanced accountability approach does not relieve the DEI/SES from ensuring compliance, correction of identified noncompliance, and the receipt of timely and accurate data. As a result of the accountability shift to an increased emphasis on results, an LITP's determination status may be impacted in the future.

The DEI/SES continues to recognize and value the commitment and delivery of highly-effective services implemented by each LITP. For the FFY 2020 local determinations, data were collected from July 1, 2020 to June 30, 2021. While data used in the FFY 2020 local determinations reflect program performance during to the COVID-19 pandemic, the required local program responsive actions will be implemented post-pandemic. For FFY 2020, the DEI/SES increased the number of results indicators required to "Meet Requirements."

To support Maryland's commitment to narrow the opportunity and achievement gaps for infants, toddlers, and young children with disabilities and their families, the implementation of the *DEI/SES Strategic Plan: Moving Maryland Forward* provides a statewide differentiated framework for general supervision and performance support. Based upon comprehensive data analysis (including the SPP/APR local determination status), the Wicomico County Infants and Toddlers Program has been assigned the "**Universal**" tier for the delivery of the DEI/SES technical assistance model for results. LITPs assigned to the Universal tier will receive a comprehensive monitoring from the DEI/SES every four years.

LITPs are strongly encouraged to work closely with their Local Interagency Coordinating Council and Family Support Centers to perform an analysis of local data and infrastructure. The analysis should guide the development of strategies for data-informed decision-making, increased parent partnerships, strategic collaboration, and the use of evidence-based practices to improve the results for infants, toddlers, and young children with disabilities and their families. As we continue this shift in focus to results-driven accountability, the MSDE, DEI/SES will provide State and local professional learning opportunities.

Thank you for your hard work and commitment to excellence, equity, and efficiency. The MSDE is committed to supporting the efforts of the Wicomico County Infants and Toddlers Program to improve results for infants, toddlers, and preschool age children with disabilities and their families. If you have any questions or wish to request technical assistance, please do not hesitate to call me at 410-767-0238.

Sincerely,



Marcella E. Franczkowski, M.S.  
Assistant State Superintendent  
Division of Early Intervention and  
Special Education Services



MEF/BMM/mj

Attachments



c: Mohammed Choudhury  
Deann Collins, Ed.D.  
Bonnie Walston  
Patrica Adkins

Brian Morrison  
Gary Richardson  
Carmen Brown



**Wicomico County Infants and Toddlers Program**  
**Annual Data on Part C State Performance Plan (SPP) Priority Indicators**  
**for the Period July 1, 2020 – June 30, 2021**

Part C Annual SPP Performance Report							
<b>SPP/APR Indicators</b>  <b>Results Indicator</b>  <b>Compliance Indicator</b>		FFY 2020 (SFY 2021)			Action Required	Previous Results	
		State Target	Local Results	Target Met		FFY 2019	FFY 2018
<b>2</b>	Infants and Toddlers with IFSPs who receive services in natural environments COMAR 13A.13.01.07	94.50%	100%	Met	Target met. No further action required.	100%	100%
<b>2 Ext IFSP</b>	Infants and Toddlers with IFSPs who receive services in natural environments COMAR 13A.13.01.07	94.50%	100%	Met	Target met. No further action required.	100%	100%
<b>3A</b>	Birth - 4 Outcomes: Use of social – emotional skills COMAR 13A.13.01.08	58.96%	46.00%	Not Met	Target not met. Submit an Improvement Plan within 30 days from the date of this letter; identify the root causes and evidence-based practices to demonstrate improved child results.	38.89%	68.42%
	2. Exits within age expectations	41.33%	47.83%	Met	Target met. No further action required.	46.15%	58.33%
<b>3B</b>	Birth - 4 Outcomes: Use of knowledge and skills COMAR 13A.13.01.08	61.53%	48.15%	Not Met	Target not met. Submit an Improvement Plan within 30 days from the date of this letter; identify the root causes and evidence-based practices to demonstrate improved child results.	43.40%	72.50%
	2. Exits within age expectations	37.71%	44.93%	Met	Target met. No further action required.	46.15%	58.33%
<b>3C</b>	Birth - 4 Outcomes: Use of appropriate behaviors COMAR 13A.13.01.08	61.16%	46.15%	Not Met	Target not met. Submit an Improvement Plan within 30 days from the date of this letter; identify the root causes and evidence-based practices to demonstrate improved child results.	50.00%	72.73%
	2. Exits within age expectations	38.63%	50.72%	Met	Target met. No further action required.	51.28%	58.33%




**Wicomico County Infants and Toddlers Program**  
**Annual Data on Part C State Performance Plan (SPP) Priority Indicators**  
**for the Period July 1, 2020 – June 30, 2021**

Part C Annual SPP Performance Report							
<b>SPP/APR Indicators</b>  <b>Results Indicator</b>  <b>Compliance Indicator</b>		FFY 2020 (SFY 2021)			Action Required	Previous Results	
		State Target	Local Results	Target Met		FFY 2019	FFY 2018
<b>4</b>	Family Survey: Response Rate – Based on State Mean Response Rate  * Less than 10 survey responses	20%	100%	Met	Target met. No further action required.	NA	NA
<b>4A</b>	Families who report EIS helped them know their rights 20 U.S.C. 1416a(3)(A) and 1442	93.00%	98.32%	Met	Target met. No further action required.	99.15%	99.26%
<b>4B</b>	Families who report EIS helped them communicate their child's needs 20 U.S.C. 1416a(3)(A) and 1442	92.50%	99.16%	Met	Target met. No further action required.	98.32%	98.52%
<b>4C</b>	Families who report EIS helped them help their children develop and learn 20 U.S.C. 1416a(3)(A) and 1442	92.00%	99.14%	Met	Target met. No further action required.	98.28%	99.24%
<b>5</b>	Children birth to one served as a percentage of the population birth to one COMAR 13A.13.02.04	1.56%	1.52%	Not Met	Target not met. Submit an Improvement Plan within 30 days from the date of this letter; identify the root causes and evidence-based practices to demonstrate improved child results.	1.19%	1.29%
<b>6</b>	Children birth to three served as a percentage of the population birth to 3 COMAR 13A.13.02.04	3.30%	2.46%	Not Met	Target not met. Submit an Improvement Plan within 30 days from the date of this letter; identify the root causes and evidence-based practices to demonstrate improved child results.	2.74%	2.21%
<b>1</b>	Timely Delivery of IFSP Services COMAR 13A.13.01.07	100%	100%	Met	Target met. No further action required.	100%	100%
<b>7</b>	Percentage of toddlers for whom the evaluation and the initial IFSP was within 45 days from the date of referral COMAR 13A.13.01.07	100%	100%	Met	Target met. No further action required.	100%	100%

**Wicomico County Infants and Toddlers Program**  
**Annual Data on Part C State Performance Plan (SPP) Priority Indicators**  
**for the Period July 1, 2020 – June 30, 2021**

Part C Annual SPP Performance Report							
<b>SPP/APR Indicators</b>  <b>Results Indicator</b>  <b>Compliance Indicator</b>		FFY 2020 (SFY 2021)			Action Required	Previous Results	
		State Target	Local Results	Target Met		FFY 2019	FFY 2018
<b>8A</b>	Percentage of toddlers exiting Part C for whom transition steps and services were added to the IFSP at least 90 days, and not more than nine months, prior to the toddler's third birthday COMAR 13A.13.01.09	100%	100%	Met	Target met. No further action required.	100%	100%
<b>8B</b>	Percentage of toddlers for whom the LEA and SEA were notified of potential Part B eligibility at least 90 days prior to the third birthday COMAR 13A.13.01.09	100%	100%	Met	Target met. No further action required.	100%	100%
<b>8C</b>	Percentage of children for whom the transition conference was held 90 days, and not more than nine months, prior to the toddler's third birthday COMAR 13A.13.01.09	100%	100%	Met	Target met. No further action required.	100%	100%
	Correction of Noncompliance COMAR 13A.13.02.04	100%	100%	Met	Target met. No further action required.	100%	100%
	Timely and valid data	100%	100%	Met	Target met. No further action required.	100%	100%
	Number of complaints filed	NA	0	NA	No further action required.	0	0
	Number of State complaints identified with violation(s)	NA	0	NA	No further action required.	0	0
	Number of State findings from State complaints corrected in a timely manner	NA	0	NA	No further action required.	0	0
	Number of due process hearings filed	NA	0	NA	No further action required.	0	0
	Number of due process hearings identified with violations	NA	0	NA	No further action required.	0	0

**Wicomico County Infants and Toddlers Program**  
**Annual Data on Part C State Performance Plan (SPP) Priority Indicators**  
**for the Period July 1, 2020 – June 30, 2021**

Part C Annual SPP Performance Report							
<b>SPP/APR Indicators</b>  <b>Results Indicator</b>  <b>Compliance Indicator</b>		FFY 2020 (SFY 2021)			Action Required	Previous Results	
		State Target	Local Results	Target Met		FFY 2019	FFY 2018
	Fiscal Accountability: Number of findings identified	NA	0	NA	No further action required.	0	0



**Mohammed Choudhury**  
State Superintendent of Schools

March 28, 2022

Mr. Louis Taylor  
Superintendent  
Worcester County Board of Education  
6270 Worcester Highway  
Newark, MD 21841

Dear Mr. Taylor:

The Maryland State Department of Education (MSDE), Division of Early Intervention and Special Education Services (DEI/SES) is required by the United States Department of Education (USDE), Office of Special Education Programs (OSEP) to make determinations annually regarding the performance of each local Infants and Toddlers Program (LITP) using one of the following four determination categories: "Meets Requirements," "Needs Assistance," "Needs Intervention," or "Needs Substantial Intervention" [34 CFR §§303.700 and 300.703]. The MSDE, DEI/SES uses a results-based rubric for given indicators to evaluate each LITP's Program's performance in meeting the State's identified targets. For Federal Fiscal Year (FFY) 2020 determinations, the Worcester County Infants and Toddlers Program has achieved the determination status of **"Needs Assistance, Year 2."**

Attached please find supporting documents:

1. *FFY 2020 Determination Overview* (identifies the Part C Indicators used to assign a local determination on page 1 – please note that fiscal and complaints/due process hearing data continues to be used);
2. *FFY 2020 Local Determination Scoring Criteria* (provides a six-year graduated results driven accountability plan used to make a local determination by year);
3. *FFY 2020 Annual Report Card on SPP/APR Part C Indicators* (provides a three-year local data analysis and required actions); and
4. *DEI/SES Differentiated Framework: Tiers of Supervision and Support* (provides the framework used by the DEI/SES to guide the level of monitoring and corresponding level of performance support provided to LITPs).

To implement a results-driven accountability system, we continue to focus on the three child outcome indicators. In 2020, a revised baseline was proposed to the USDE and new targets established. Please see the attached *Part C Child Outcomes Baselines and Targets for Local Determinations* document. The DEI/SES has developed one set of baselines and targets that are inclusive of both children who receive services from birth to three and children who receive services through an Extended Individualized Family Service Plan. The decision to examine child outcomes as one group independent of age was unanimously supported by LITP Directors and Preschool Coordinators through a stakeholder discussion held in 2014. Please note the attached revised baseline and targets for local determinations of Maryland's LITPs will not be included in Maryland's Annual Performance Report to OSEP. For federal reporting, OSEP requested that Maryland report child outcomes data for children birth to three years separately from child outcomes data for children older than three so that comparisons could be made with other states that are not serving children through an IFSP after age three.



Mr. Taylor  
March 28, 2022  
Page Two

The shift to a more balanced accountability approach does not relieve the DEI/SES from ensuring compliance, correction of identified noncompliance, and the receipt of timely and accurate data. As a result of the accountability shift to an increased emphasis on results, an LITP's determination status may be impacted in the future.

The DEI/SES continues to recognize and value the commitment and delivery of highly-effective services implemented by each LITP. For the FFY 2020 local determinations, data were collected from July 1, 2020 to June 30, 2021. While data used in the FFY 2020 local determinations reflect program performance during to the COVID-19 pandemic, the required local program responsive actions will be implemented post-pandemic. For FFY 2020, the DEI/SES increased the number of results indicators required to "Meet Requirements."

To support Maryland's commitment to narrow the opportunity and achievement gaps for infants, toddlers, and young children with disabilities and their families, the implementation of the *DEI/SES Strategic Plan: Moving Maryland Forward* provides a statewide differentiated framework for general supervision and performance support. Based upon comprehensive data analysis (including the SPP/APR local determination status), the Worcester County Infants and Toddlers Program has been assigned the "**Targeted**" tier for the delivery of the DEI/SES technical assistance model for results. LITPs assigned to the Targeted tier will receive a comprehensive monitoring from the DEI/SES every other year.

LITPs are strongly encouraged to work closely with their Local Interagency Coordinating Council and Family Support Centers to perform an analysis of local data and infrastructure. The analysis should guide the development of strategies for data-informed decision-making, increased parent partnerships, strategic collaboration, and the use of evidence-based practices to improve the results for infants, toddlers, and young children with disabilities and their families. As we continue this shift in focus to results-driven accountability, the MSDE, DEI/SES will provide State and local professional learning opportunities.

Thank you for your hard work and commitment to excellence, equity, and efficiency. The MSDE is committed to supporting the efforts of the Worcester County Infants and Toddlers Program to improve results for infants, toddlers, and preschool age children with disabilities and their families. If you have any questions or wish to request technical assistance, please do not hesitate to call me at 410-767-0238.

Sincerely,



Marcella E. Franczkowski, M.S.  
Assistant State Superintendent  
Division of Early Intervention and  
Special Education Services

MEF/BMM/mj

Attachments



c: Mohammed Choudhury  
Deann Collins, Ed.D.  
Rae Ann Record  
Bess Cropper

Brian Morrison  
Gary Richardson  
Carmen Brown



**Worcester County Infants and Toddlers Program**  
**Annual Data on Part C State Performance Plan (SPP) Priority Indicators**  
**for the Period July 1, 2020 – June 30, 2021**

Part C Annual SPP Performance Report								
SPP/APR Indicators <div>Results Indicator</div> <div>Compliance Indicator</div>			FFY 2020 (SFY 2021)			Action Required	Previous Results	
			State Target	Local Results	Target Met		FFY 2019	FFY 2018
2	Infants and Toddlers with IFSPs who receive services in natural environments COMAR 13A.13.01.07		94.50%	100%	Met	Target met. No further action required.	100%	100%
2 Ext IFSP	Infants and Toddlers with IFSPs who receive services in natural environments COMAR 13A.13.01.07		94.50%	100%	Met	Target met. No further action required.	100%	100%
3A	Birth - 4 Outcomes: Use of social – emotional skills COMAR 13A.13.01.08	1. Exits with substantial growth	58.96%	44.44%	Not Met	Target not met. Submit an Improvement Plan within 30 days from the date of this letter; identify the root causes and evidence-based practices to demonstrate improved child results.	39.53%	60.87%%
		2. Exits within age expectations	41.33%	32.50%	Not Met	Target not met. Submit an Improvement Plan within 30 days from the date of this letter; identify the root causes and evidence-based practices to demonstrate improved child results.	34.62%	17.24%
3B	Birth - 4 Outcomes: Use of knowledge and skills COMAR 13A.13.01.08	1. Exits with substantial growth	61.53%	43.24%	Not Met	Target not met. Submit an Improvement Plan within 30 days from the date of this letter; identify the root causes and evidence-based practices to demonstrate improved child results.	40.43%	30.56%
		2. Exits within age expectations	37.71%	22.50%	Not Met	Target not met. Submit an Improvement Plan within 30 days from the date of this letter; identify the root causes and evidence-based practices to demonstrate improved child results.	25.00%	20.69%
3C	Birth - 4 Outcomes: Use of appropriate behaviors COMAR 13A.13.01.08	1. Exits with substantial growth	61.16%	40.00%	Not Met	Target not met. Submit an Improvement Plan within 30 days from the date of this letter; identify the root causes and evidence-based practices to demonstrate improved child results.	51.02%	33.33%





**Worcester County Infants and Toddlers Program**  
**Annual Data on Part C State Performance Plan (SPP) Priority Indicators**  
**for the Period July 1, 2020 – June 30, 2021**

Part C Annual SPP Performance Report								
SPP/APR Indicators			FFY 2020 (SFY 2021)			Action Required	Previous Results	
 Results Indicator	 Compliance Indicator		State Target	Local Results	Target Met		FFY 2019	FFY 2018
		2. Exits within age expectations	38.63%	12.50%	Not Met	Target not met. Submit an Improvement Plan within 30 days from the date of this letter; identify the root causes and evidence-based practices to demonstrate improved child results.	21.15%	40.00%
<b>4</b>		Family Survey: Response Rate – Based on State Mean Response Rate * Less than 10 survey responses	20%	22%	Met	Target met. No further action required.	NA	NA
<b>4A</b>		Families who report EIS helped them know their rights 20 U.S.C. 1416a(3)(A) and 1442	93.00%	100%	Met	Target met. No further action required.	100%	96.15%
<b>4B</b>		Families who report EIS helped them communicate their child's needs 20 U.S.C. 1416a(3)(A) and 1442	92.50%	100%	Met	Target met. No further action required.	100%	92.59%
<b>4C</b>		Families who report EIS helped them help their children develop and learn 20 U.S.C. 1416a(3)(A) and 1442	92.00%	100%	Met	Target met. No further action required.	100%	96.30%
<b>5</b>		Children birth to one served as a percentage of the population birth to one COMAR 13A.13.02.04	1.56%	1.71%	Met	Target met. No further action required.	0.99%	2.70%
<b>6</b>		Children birth to three served as a percentage of the population birth to 3 COMAR 13A.13.02.04	3.30%	3.13%	Not Met	Target not met. Submit an Improvement Plan within 30 days from the date of this letter; identify the root causes and evidence-based practices to demonstrate improved child results.	4.27%	4.87%
<b>1</b>		Timely Delivery of IFSP Services COMAR 13A.13.01.07	100%	98.72%	Not Met	Target not met. Submit an Improvement Plan within 30 days from the date of this letter; identify the root causes and evidence-based practices to demonstrate improved child results. Correction of the noncompliance must be demonstrated and verified within one year.	100%	100%

**Worcester County Infants and Toddlers Program**  
**Annual Data on Part C State Performance Plan (SPP) Priority Indicators**  
**for the Period July 1, 2020 – June 30, 2021**

Part C Annual SPP Performance Report							
<b>SPP/APR Indicators</b>  <b>Results Indicator</b>  <b>Compliance Indicator</b>		FFY 2020 (SFY 2021)			Action Required	Previous Results	
		State Target	Local Results	Target Met		FFY 2019	FFY 2018
<b>7</b>	Percentage of toddlers for whom the evaluation and the initial IFSP was within 45 days from the date of referral COMAR 13A.13.01.07	100%	100%	Met	Target met. No further action required.	100%	100%
<b>8A</b>	Percentage of toddlers exiting Part C for whom transition steps and services were added to the IFSP at least 90 days, and not more than nine months, prior to the toddler's third birthday COMAR 13A.13.01.09	100%	100%	Met	Target met. No further action required.	100%	100%
<b>8B</b>	Percentage of toddlers for whom the LEA and SEA were notified of potential Part B eligibility at least 90 days prior to the third birthday COMAR 13A.13.01.09	100%	100%	Met	Target met. No further action required.	100%	100%
<b>8C</b>	Percentage of children for whom the transition conference was held 90 days, and not more than nine months, prior to the toddler's third birthday COMAR 13A.13.01.09	100%	100%	Met	Target met. No further action required.	100%	100%
	Correction of Noncompliance COMAR 13A.13.02.04	100%	100%	Met	Target met. No further action required.	100%	100%
	Timely and valid data	100%	100%	Met	Target met. No further action required.	100%	100%
	Number of complaints filed	NA	0	NA	No further action required.	0	0
	Number of State complaints identified with violation(s)	NA	0	NA	No further action required.	0	0
	Number of State findings from State complaints corrected in a timely manner	NA	0	NA	No further action required.	0	0

**Worcester County Infants and Toddlers Program**  
**Annual Data on Part C State Performance Plan (SPP) Priority Indicators**  
**for the Period July 1, 2020 – June 30, 2021**

Part C Annual SPP Performance Report							
<b>SPP/APR Indicators</b>  <b>Results Indicator</b>  <b>Compliance Indicator</b>		FFY 2020 (SFY 2021)			Action Required	Previous Results	
		State Target	Local Results	Target Met		FFY 2019	FFY 2018
	Number of due process hearings filed	NA	0	NA	No further action required.	0	0
	Number of due process hearings identified with violations	NA	0	NA	No further action required.	0	0
	Fiscal Accountability: Number of findings identified	NA	0	NA	No further action required.	0	0



**Mohammed Choudhury**  
State Superintendent of Schools

March 28, 2022

Dr. Letita Dzirasa  
Commissioner of Baltimore City Health Department  
Baltimore City Health Department  
1001 East Fayette Street  
Baltimore, MD 21202

Dear Dr. Dzirasa:

The Maryland State Department of Education (MSDE), Division of Early Intervention and Special Education Services (DEI/SES) is required by the United States Department of Education (USDE), Office of Special Education Programs (OSEP) to make determinations annually regarding the performance of each local Infants and Toddlers Program (LITP) using one of the following four determination categories: “Meets Requirements,” “Needs Assistance,” “Needs Intervention,” or “Needs Substantial Intervention” [34 CFR §§303.700 and 300.703]. The MSDE, DEI/SES uses a results-based rubric for given indicators to evaluate each local Infants and Toddlers Program’s performance in meeting the State’s identified targets. For Federal Fiscal Year (FFY) 2020 determinations, the Baltimore City Infants and Toddlers Program has achieved the determination status of **“Needs Assistance, Year 1”** (from Needs Intervention).

Attached please find supporting documents:

1. *FFY 2020 Determination Overview* (identifies the Part C Indicators used to assign a local determination on page 1 – please note that fiscal and complaints/due process hearing data continues to be used);
2. *FFY 2020 Local Determination Scoring Criteria* (provides a six-year graduated results driven accountability plan used to make a local determination by year);
3. *FFY 2020 Annual Report Card on SPP/APR Part C Indicators* (provides a three-year local data analysis and required actions); and
4. *DEI/SES Differentiated Framework: Tiers of Supervision and Support* (provides the framework used by the DEI/SES to guide the level of monitoring and corresponding level of performance support provided to LITPs).

To implement a results-driven accountability system, we continue to focus on the three child outcome indicators. In 2020, a revised baseline was proposed to the USDE and new targets established. Please see the attached *Part C Child Outcomes Baselines and Targets for Local Determinations* document. The DEI/SES has developed one set of baselines and targets that are inclusive of both children who receive services from birth to three and children who receive services through an Extended Individualized Family Service Plan. The decision to examine child outcomes as one group independent of age was unanimously supported by LITP Directors and Preschool Coordinators through a stakeholder discussion held in 2014. Please note the attached revised baseline and targets for local determinations of Maryland’s LITPs will not be included in Maryland’s Annual Performance Report Annual Performance Report to OSEP. For federal reporting, OSEP requested that Maryland report child outcomes data for children birth to three years separately from child outcomes data for children older than three so that comparisons could be made with other states that are not serving children through an IFSP after age three.

The shift to a more balanced accountability approach does not relieve the DEI/SES from ensuring compliance, correction of identified noncompliance, and the receipt of timely and accurate data. As a result of the accountability shift to an increased emphasis on results, an LITP's determination status may be impacted in the future.

The DEI/SES continues to recognize and value the commitment and delivery of highly-effective services implemented by each LITP. For the FFY 2020 local determinations, data were collected from July 1, 2020 to June 30, 2021. While data used in the FFY 2020 local determinations reflect program performance during to the COVID-19 pandemic, the required local program responsive actions will be implemented post-pandemic. For FFY 2020, the DEI/SES increased the number of results indicators required to "Meet Requirements."

To support Maryland's commitment to narrow the opportunity and achievement gaps for infants, toddlers, and young children with disabilities and their families, the implementation of the *DEI/SES Strategic Plan: Moving Maryland Forward* provides a statewide differentiated framework for general supervision and performance support. Based upon comprehensive data analysis (including the SPP/APR local determination status), the Baltimore City Health Department Infants and Toddlers Program has been assigned the "**Targeted**" tier for the delivery of the DEI/SES technical assistance model for results. LITPs assigned to the Targeted tier will receive a comprehensive monitoring from the DEI/SES every other year.

LITPs are strongly encouraged to work closely with their Local Interagency Coordinating Council (LICC) and Family Support Centers to perform an analysis of local data and infrastructure. The analysis should guide the development of strategies for data-informed decision-making, increased parent partnerships, strategic collaboration, and the use of evidence-based practices to improve the results for infants, toddlers, and young children with disabilities and their families. As we continue this shift in focus to results-driven accountability, the MSDE, DEI/SES will provide State and local professional learning opportunities.

Thank you for your hard work and commitment to excellence, equity, and efficiency. The MSDE is committed to supporting the efforts of the Baltimore City Health Department Infants and Toddlers Program to improve results for infants, toddlers, and preschool age children with disabilities and their families. If you have any questions or wish to request technical assistance, please do not hesitate to call me at 410-767-0238.

Sincerely,



Marcella E. Franczkowski, M.S.  
Assistant State Superintendent  
Division of Early Intervention and  
Special Education Services

MEF/BMM/mj

Attachments

c: Mohammed Choudhury  
Deann Collins, Ed.D.  
Gloria R. Valentine

Brian Morrison  
Gary Richardson  
Carmen Brown

**Baltimore City Infants and Toddlers Program**  
**Annual Data on Part C State Performance Plan (SPP) Priority Indicators**  
**For the Period July 1, 2020 – June 30, 2021**



Part C Annual SPP Performance Report								
SPP/APR Indicators			FFY 2020 (SFY 2021)			Action Required	Previous Results	
<div style="display: flex; align-items: center;"> <div style="width: 15px; height: 15px; background-color: yellow; margin-right: 5px;"></div> Results Indicator <div style="width: 15px; height: 15px; background-color: lightblue; margin-left: 10px; margin-right: 5px;"></div> Compliance Indicator </div>			State Target	Local Results <sup>1</sup>	Target Met		FFY 2019	FFY 2018
<b>2</b>	Infants and Toddlers with IFSPs who receive services in natural environments COMAR 13A.13.01.07		94.50%	99.69%	Met	Target met. No further action required.	98.92%	99.19%
<b>2 Ext IFSP</b>	Infants and Toddlers with IFSPs who receive services in natural environments COMAR 13A.13.01.07		94.50%	98.49%	Met	Target met. No further action required.	98.72%	97.33%
<b>3A</b>	Birth - 4 Outcomes: Use of social – emotional skills COMAR 13A.13.01.08	1. Exits with substantial growth	58.96%	41.73%	Not Met	Target not met. Submit an Improvement Plan within 30 days from the date of this letter; identify the root causes and evidence-based practices to demonstrate improved child results.	43.82%	43.93%
		2. Exits within age expectations	41.33%	51.58%	Met	Target met. No further action required.	55.44%	60.56%
<b>3B</b>	Birth - 4 Outcomes: Use of knowledge and skills COMAR 13A.13.01.08	1. Exits with substantial growth	61.53%	40.33%	Not Met	Target not met. Submit an Improvement Plan within 30 days from the date of this letter; identify the root causes and evidence-based practices to demonstrate improved child results.	34.02%	40.85%
		2. Exits within age expectations	37.71%	29.86%	Not Met	Target not met. Submit an Improvement Plan within 30 days from the date of this letter; identify the root causes and evidence-based practices to demonstrate improved child results.	27.21%	43.19%
<b>3C</b>	Birth - 4 Outcomes: Use of appropriate behaviors COMAR 13A.13.01.08	1. Exits with substantial growth	61.16%	35.63%	Not Met	Target not met. Submit an Improvement Plan within 30 days from the date of this letter; identify the root causes and evidence-based practices to demonstrate improved child results.	41.74%	46.45%





**Baltimore City Infants and Toddlers Program**  
**Annual Data on Part C State Performance Plan (SPP) Priority Indicators**  
**For the Period July 1, 2020 – June 30, 2021**

Part C Annual SPP Performance Report								
SPP/APR Indicators			FFY 2020 (SFY 2021)			Action Required	Previous Results	
Results Indicator	Compliance Indicator		State Target	Local Results <sup>1</sup>	Target Met		FFY 2019	FFY 2018
		2. Exits within age expectations	38.63%	37.56%	Not Met	Target not met. Submit an Improvement Plan within 30 days from the date of this letter; identify the root causes and evidence-based practices to demonstrate improved child results.	39.80%	50.23%
4		Family Survey: Response Rate – Based on State Mean Response Rate  * Less than 10 survey responses	20%	20%	Met	Target met. No further action required.	NA	NA
4A		Families who report EIS helped them know their rights 20 U.S.C. 1416a(3)(A) and 1442	93.00%	98.97%	Met	Target met. No further action required.	99.18%	97.84%
4B		Families who report EIS helped them communicate their child's needs 20 U.S.C. 1416a(3)(A) and 1442	92.50%	98.45%	Met	Target met. No further action required.	97.94%	98.49%
4C		Families who report EIS helped them help their children develop and learn 20 U.S.C. 1416a(3)(A) and 1442	92.00%	99.48%	Met	Target met. No further action required.	98.76%	99.13%
5		Children birth to one served as a percentage of the population birth to one COMAR 13A.13.02.04	1.56%	0.90%	Not Met	Target not met. Submit an Improvement Plan within 30 days from the date of this letter; identify the root causes and evidence-based practices to demonstrate improved child results.	1.17%	1.34%
6		Children birth to three served as a percentage of the population birth to 3 COMAR 13A.13.02.04	3.30%	3.00%	Not Met	Target not met. Submit an Improvement Plan within 30 days from the date of this letter; identify the root causes and evidence-based practices to demonstrate improved child results.	3.36%	3.71%





**Baltimore City Infants and Toddlers Program**  
**Annual Data on Part C State Performance Plan (SPP) Priority Indicators**  
**For the Period July 1, 2020 – June 30, 2021**

Part C Annual SPP Performance Report							
SPP/APR Indicators		FFY 2020 (SFY 2021)			Action Required	Previous Results	
 Results Indicator	 Compliance Indicator	State Target	Local Results <sup>1</sup>	Target Met		FFY 2019	FFY 2018
1	Timely Delivery of IFSP Services COMAR 13A.13.01.07	100%	96.16%	Not Met	Target not met. Submit an Improvement Plan within 30 days from the date of this letter; identify the root causes and evidence-based practices to demonstrate improved child results. Correction of the noncompliance must be demonstrated and verified within one year.  Subsequent data demonstrated that the noncompliance identified in FFY 2019 was corrected within one year of the written finding.	96.34%	93.76%
7	Percentage of toddlers for whom the evaluation and the initial IFSP was within 45 days from the date of referral COMAR 13A.13.01.07	100%	92.93%	Not Met	Target not met. Submit an Improvement Plan within 30 days from the date of this letter; identify the root causes and evidence-based practices to demonstrate improved child results. Correction of the noncompliance must be demonstrated and verified within one year.  Subsequent data demonstrated that the noncompliance identified in FFY 2019 was corrected within one year of the written finding.	86.69%	83.80%
8A	Percentage of toddlers exiting Part C for whom transition steps and services were added to the IFSP at least 90 days, and not more than nine months, prior to the toddler's third birthday COMAR 13A.13.01.09	100%	100%	Met	Target met. No further action required.  Subsequent data demonstrated that the noncompliance identified in FFY 2019 was corrected within one year of the written finding.	97.91%	99.23%

**Baltimore City Infants and Toddlers Program**  
**Annual Data on Part C State Performance Plan (SPP) Priority Indicators**  
**For the Period July 1, 2020 – June 30, 2021**

Part C Annual SPP Performance Report							
SPP/APR Indicators		FFY 2020 (SFY 2021)			Action Required	Previous Results	
 Results Indicator	 Compliance Indicator	State Target	Local Results <sup>1</sup>	Target Met		FFY 2019	FFY 2018
<b>8B</b>	Percentage of toddlers for whom the LEA and SEA were notified of potential Part B eligibility at least 90 days prior to the third birthday COMAR 13A.13.01.09	100%	100%	Met	Target met. No further action required.	100%	100%
<b>8C</b>	Percentage of children for whom the transition conference was held 90 days, and not more than nine months, prior to the toddler's third birthday COMAR 13A.13.01.09	100%	99.29%	Not Met	Target not met. Submit an Improvement Plan within 30 days from the date of this letter; identify the root causes and evidence-based practices to demonstrate improved child results. Correction of the noncompliance must be demonstrated and verified within one year.  Subsequent data demonstrated that the noncompliance identified in FFY 2019 was corrected within one year of the written finding.	97.85%	98.70%
	Correction of Noncompliance COMAR 13A.13.02.04	100%	100%	Met	Target met. No further action required.	100%	100%
	Timely and valid data	100%	100%	Met	Target met. No further action required.	100%	<100%
	Number of complaints filed	NA	0	NA	No further action required.	0	0
	Number of State complaints identified with violation(s)	NA	0	NA	No further action required.	0	0
	Number of State findings from State complaints corrected in a timely manner	NA	0	NA	No further action required.	0	0
	Number of due process hearings filed	NA	0	NA	No further action required.	0	0

**Baltimore City Infants and Toddlers Program**  
**Annual Data on Part C State Performance Plan (SPP) Priority Indicators**  
**For the Period July 1, 2020 – June 30, 2021**

Part C Annual SPP Performance Report							
<b>SPP/APR Indicators</b>  <b>Results Indicator</b>  <b>Compliance Indicator</b>		FFY 2020 (SFY 2021)			Action Required	Previous Results	
		State Target	Local Results <sup>1</sup>	Target Met		FFY 2019	FFY 2018
	Number of due process hearings identified with violations	NA	0	NA	No further action required.	0	0
	Fiscal Accountability: Number of findings identified	NA	0	NA	No further action required.	0	2