



## MSDE Public Website of State Performance Plan Results

### Local School System Results for Special Education

#### Maryland: Indicator 13

Percent of youth with IEPs aged 16 and above with an IEP that includes appropriate measurable postsecondary goals that are annually updated and based upon an age appropriate transition assessment, transition services, including courses of study, that will reasonably enable the student to meet those postsecondary goals, and annual IEP goals related to the student's transition service needs. There also must be evidence that the student was invited to the IEP Team meeting where transition services are to be discussed and evidence that. If appropriate, a representative of any participating agency was invited to the IEP Team meeting with the prior consent of the parent or student who has reached the age of majority.






### Results

	2004/05	2005/06	2006/07	2007/08	2008/09	2009/10	2010/11	2011/12	2012/13	2013/14	2014/15	2015/16	2016/17	2017/18	2018/19	2019/20	2020/21	2021/22	2022/23
State Baseline:	-	90.23%	-	-	-	86.10%	-	-	-	-	-	-	-	-	-	-	-	-	-
State Target:	100.00%	100.00%	100.00%	100.00%	100.00%	100.00%	100.00%	100.00%	100.00%	100.0%	100.0%	100.00%	100.00%	100.00%	100.00%	100.00%	100.00%	100.00%	100.00%
State Results:	-	-	93.99%	95.22%	-	86.10%	95.27%	97.50%	98.74%	99.96%	99.66%	98.49%	98.86%	97.86%	92.62%	97.14%	99.95%	99.97%	99.70%
State Total# of Students:	-	-	21686	20244	-	22174	21733	19502	19527	19324	19901	20463	20680	21112	19532	19360	19977	19327	20081
State Indicator Measurement:	-	-	20383	19277	-	19086	20706	19204	19280	19316	19834	20154	20445	20661	18091	18806	19907	19322	20020

### Narrative Description of Indicator

#### Indicator 13: Secondary Transition

As reported by Maryland's local education agencies and public agencies, there were 20,081 students with IEPs age 16 and older in FFY 2022. Of those students, 20,020 had IEPs that were 100% compliant for Indicator 13 (99.70%).

-  [2021-2022 Archive: Special Education - Indicator 13](#)
-  [2020-2021 Archive: Special Education - Indicator 13](#)
-  [2019-2020 Archive: Special Education - Indicator 13](#)
-  [2018-2019 Archive: Special Education - Indicator 13](#)
-  [2017-2018 Archive: Special Education - Indicator 13](#)

-  [2016-2017 Archive: Special Education - Indicator 13](#)
-  [2015-2016 Archive: Special Education - Indicator 13](#)
-  [2014-2015 Archive: Special Education - Indicator 13](#)
-  [2013-2014 Archive: Special Education - Indicator 13](#)
-  [2012-2013 Archive: Special Education - Indicator 13](#)
-  [2011-2012 Archive: Special Education - Indicator 13](#)
-  [2010-2011 Archive: Special Education - Indicator 13](#)
-  [2009-2010 Archive: Special Education - Indicator 13](#)
-  [2008-2009 Archive: Special Education - Indicator 13](#)
-  [2007-2008 Archive: Special Education - Indicator 13](#)
-  [2006-2007 Archive: Special Education - Indicator 13](#)

[MSDE Privacy Statement Disclaimer](#) | Copyright 2007 MSDE



**CTE** Developed in collaboration with Johns Hopkins University Center for Technology in Education,  
a partnership of the Maryland State Department of Education.