



## MSDE Public Website of State Performance Plan Results

### Local School System Results for Special Education

#### Maryland: Indicator 2

Percent of youth with IEPs dropping out of high school.






### Results

	2004/05	2005/06	2006/07	2007/08	2008/09	2009/10	2010/11	2011/12	2012/13	2013/14	2014/15	2015/16	2016/17	2017/18	2018/19	2019/20	2020/21	2021/22	2022/23
State Baseline:	5.5%	-	-	-	-	-	-	-	-	-	-	-	-	-	-	-	-	13.26%	-
State Target:	-	3.81%	3.81%	3.54%	3.54%	3.54%	3.27%	3.27%	3.27%	4.95%	4.47%	3.99%	3.51%	3.03%	2.55%	2.55%	2.55%	13.26%	13.00%
State Results:	-	5.7%	4.98%	5.78%	4.31%	4.41%	4.46%	5.41%	5.87%	4.95% Target Met	4.63%	4.73%	4.21%	4.21%	3.98%	3.26%	3.06%	13.26% Target Met	17.61%
State Total# of Students:	-	31771	31159	32195	29596	31391	31399	31533	31143	31113	30931	30645	30474	30423	30506	30502	31342	6639	7401
State Indicator Measurement:	-	1794	1551	1861	1276	1385	1399	1706	1829	1540	1431	1448	1187	1282	1215	995	958	880	1303

### Narrative Description of Indicator

The dropout rate for indicator 2 is calculated by dividing the number of youth with IEPs (ages 14-21) who exited special education due to dropping out by the number of all youth with IEPs who exited special education (ages 14-21) in a given school year. The denominator includes youth with IEPs who graduated with a regular high school diploma, received a certificate, reached maximum age, or dropped out and the year is defined as July through June and includes students dropping out over the summer, from evening high school, and other alternative programs..

Using the MSDE 2021-2022 school year dropout rate data, the MSDE, DEI/SES reports an annual dropout rate of 17.61%, (1,303/7,401 x 100).

-  [2021-2022 Archive: Special Education - Indicator 2](#)
-  [2020-2021 Archive: Special Education - Indicator 2](#)
-  [2019-2020 Archive: Special Education - Indicator 2](#)
-  [2018-2019 Archive: Special Education - Indicator 2](#)
-  [2017-2018 Archive: Special Education - Indicator 2](#)

-  [2016-2017 Archive: Special Education - Indicator 2](#)
-  [2015-2016 Archive: Special Education - Indicator 2](#)
-  [2014-2015 Archive: Special Education - Indicator 2](#)
-  [2013-2014 Archive: Special Education - Indicator 2](#)
-  [2012-2013 Archive: Special Education - Indicator 2](#)
-  [2011-2012 Archive: Special Education - Indicator 2](#)
-  [2010-2011 Archive: Special Education - Indicator 2](#)
-  [2009-2010 Archive: Special Education - Indicator 2](#)
-  [2008-2009 Archive: Special Education - Indicator 2](#)
-  [2007-2008 Archive: Special Education - Indicator 2](#)
-  [2006-2007 Archive: Special Education - Indicator 2](#)
-  [2005-2006 Archive: Special Education - Indicator 2](#)

[MSDE Privacy Statement Disclaimer](#) | Copyright 2007 MSDE



**CTE** Developed in collaboration with Johns Hopkins University Center for Technology in Education,  
a partnership of the Maryland State Department of Education.