



Nancy S. Grasmick
State Superintendent of Schools

200 West Baltimore Street • Baltimore, MD 21201 • 410-767-0100 • 410-333-6442 TTY/TDD

August 4, 2008

Dr. William J. Aumiller
Superintendent
Allegany County Public Schools
P.O. Box 1724
Cumberland, Maryland 21502

Dear Dr. Aumiller:

The Individuals with Disabilities Education Act 2004 (IDEA) focuses on each state's accountability on the State Performance Plan (SPP) indicators defined by the Office of Special Education Programs (OSEP). OSEP reviews each state's SPP and Annual Performance Report (APR) annually. Using the information obtained through review of the APR and other data sources, OSEP evaluates each state's performance on these indicators, and assigns each state to one of four levels of determination: Meets Requirements, Needs Assistance, Needs Intervention, or Needs Substantial Intervention. The determinations required under the federal statute are part of the on-going efforts to improve results for children and youth with disabilities. On June 6, 2008 OSEP issued its determination letters to each state's lead agency for Part C on the implementation of IDEA for Federal Fiscal Year (FFY) 2006, the 2006-2007 fiscal year. OSEP notified the Maryland State Department of Education (MSDE) that Maryland's Part C Determination was at the level of Meets Requirements.

Pursuant to 20 U.S.C. §1416(a)(1)(C)(i), states are required to assign these same levels of determination annually under §1416(d) to each local Infants and Toddlers Program based on performance. In accordance with §1416(e) of IDEA 2004, states must use one of the following four categories to assign a determination to each local Infants and Toddlers Program: Meets Requirements, Needs Assistance, Needs Intervention, and Needs Substantial Intervention.

The MSDE, Division of Special Education/Early Intervention Services, uses a results-based rubric on specific indicators to rate each public agency's performance in meeting the State's targets as defined by the SPP for Part C. Attached is a document entitled "*Overview - Part C and Part B Public Agency Determinations*" that lists the Part C indicators included in making determinations. MSDE carefully considered all aspects of this process. Based on available data, as well as information obtained through monitoring and complaint investigations, the Allegany County Infants and Toddlers Program has been determined to be **Meets Requirements**.

Dr. William Aumiller
August 4, 2008
Page Two

Specific factors affecting MSDE's determination that the Allegany County Infants and Toddlers Program **Meets Requirements** include: (1) Meeting State targets for Performance Indicators 2, 5, and 6; (2) Demonstrating substantial compliance for five of six Compliance Indicators (1, 7, 8a, 8b, and 8c); and (3) Findings of noncompliance identified in FFY 2005 were corrected within timelines in FFY 2006.

Attached to this letter are copies of the following documents:

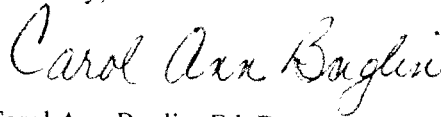
- Overview – Part C and Part B Public Agency Determinations;
- Part C Local Determination Scoring Criteria;
- Part C Local Determination Table; and
- Part C Local Determination Framework for Technical Assistance and Intervention.

The "Part C Local Determination Table" provides an analysis of the Allegany County Infants and Toddlers Program data. The "Part C Local Determination Framework for Technical Assistance and Intervention" provides additional information relative to technical assistance and support available to your local Infants and Toddlers Program.

As you know, the State must report annually to the public on the performance of each local Infants and Toddlers Program on the targets in the SPP under IDEA. The public may access information about Maryland's performance at <http://mdideareport.org>. The requirement for public reporting on local Infants and Toddlers Program performance is a critical provision in ensuring accountability focusing on improved results for infants and toddlers with disabilities and their families. MSDE will continue to provide technical assistance opportunities as you work to improve performance under Part C of the IDEA. If you have any feedback on our past technical assistance efforts or the need for guidance, we would be happy to hear from you as we work to develop further mechanisms to support local improvement activities.

The MSDE is committed to supporting the efforts of the Allegany County Infants and Toddlers Program to improve results for infants and toddlers with disabilities and their families. If you have any questions, would like to discuss this further, or want to request technical assistance, please do not hesitate to call me at 410-767-0238.

Sincerely,



Carol Ann Baglin, Ed. D.
Assistant State Superintendent
Division of Special Education/
Early Intervention Services

CAB/dm
attachments

c: Nancy S. Grasmick
Sheree Witt
Natalie Tenaglio
Branch/Section Chiefs

Allegany County Infants and Toddlers Program

Part C Local Determination Table

Federal Fiscal Year (FFY 2006)

July 1, 2006 through June 30, 2007

Monitoring Priorities and Indicators	Status	MSDE Analysis/Next Steps
1. Percent of infants and toddlers with IFSPs who receive the early intervention services on their IFSPs in a timely manner. [Compliance Indicator]	The Allegany County Infants and Toddlers Program data for this indicator are 100%. This was an improvement from the FFY 2005 results of 99%. The State's target for this indicator is 100%.	The Allegany County Infants and Toddlers Program data represent compliance for this indicator. MSDE looks forward to Allegany County Infants and Toddlers Program FFY 2007 data demonstrating continued compliance.
2. Percent of infants and toddlers with IFSPs who primarily receive early intervention services in the home or programs for typically developing children. [Results Indicator]	The Allegany County Infants and Toddlers Program data for this indicator are 99.0%. This represents slight slippage from the FFY 2005 results of 100%. The State's target is 89.0%	The Allegany County Infants and Toddlers Program data met the State's target for this indicator. MSDE looks forward to Allegany County Infants and Toddlers Program FFY 2007 data demonstrating continued success.
5. Percent of infants and toddlers birth to 1 with IFSPs compared to: A. Other States with similar eligibility definitions; and B. National data. [Results Indicator]	The Allegany County Infants and Toddlers Program data for this indicator are 4.60%. This represents improvement from the FFY 2005 results of 2.81%. The State's target is 1.50%.	The Allegany County Infants and Toddlers Program data met the State's target for this indicator. MSDE looks forward to Allegany County Infants and Toddlers Program FFY 2007 data demonstrating continued success.

Monitoring Priorities and Indicators	Status	MSDE Analysis/Next Steps
<p>6. Percent of infants and toddlers birth to 3 with IFSPs compared to:</p> <p>A. Other States with similar eligibility definitions; and</p> <p>B. National data.</p> <p>[Results Indicator]</p>	<p>The Allegany County Infants and Toddlers Program data for this indicator are 5.40%. This represents improvement from the FFY 2005 results of 4.50%. The State's target for this indicator is 2.88%.</p>	<p>The Allegany County Infants and Toddlers Program data met the State's target for this indicator.</p> <p>MSDE looks forward to Allegany County Infants and Toddlers Program FFY 2007 data demonstrating continued success.</p>
<p>7. Percent of eligible infants and toddlers with IFSPs for whom an evaluation and assessment and an initial IFSP meeting were conducted within Part C's 45-day timeline.</p> <p>[Compliance Indicator]</p>	<p>The Allegany County Infants and Toddlers Program data for this indicator are 100%. This represents an improvement from the FFY 2005 results of 98%. The State's target for this indicator is 100%.</p>	<p>The Allegany County Infants and Toddlers Program data represent compliance for this indicator.</p> <p>MSDE looks forward to Allegany County Infants and Toddlers Program FFY 2007 data demonstrating continued compliance.</p>
<p>8A. Percent of all children exiting Part C who received timely transition planning to support the child's transition to preschool and other appropriate community services by their third birthday including:</p> <p>A. IFSP with transition steps and services.</p> <p>[Compliance Indicator]</p>	<p>The Allegany County Infants and Toddlers Program data for this indicator are 100%. The State's target for this indicator is 100%.</p>	<p>The Allegany County Infants and Toddlers Program data represent compliance for this indicator.</p> <p>MSDE looks forward to Allegany County Infants and Toddlers Program FFY 2007 data demonstrating continued compliance.</p>

Monitoring Priorities and Indicators	Status	MSDE Analysis/Next Steps
<p>8B. Percent of all children exiting Part C who received timely transition planning to support the child's transition to preschool and other appropriate community services by their third birthday including:</p> <p>B. Notification to LEA, if child potentially eligible for Part B.</p> <p>[Compliance Indicator]</p>	<p>The Allegany County Infants and Toddlers Program data for this indicator are 98%. This was the same result reported for FFY 2005. The State's target for this indicator is 100%.</p>	<p>The Allegany County Infants and Toddlers Program data represent compliance for this indicator.</p> <p>MSDE looks forward to Allegany County Infants and Toddlers Program FFY 2007 data demonstrating continued compliance.</p>
<p>8C. Percent of all children exiting Part C who received timely transition planning to support the child's transition to preschool and other appropriate community services by their third birthday including:</p> <p>C. Transition conference, if child potentially eligible for Part B.</p> <p>[Compliance Indicator]</p>	<p>The Allegany County Infants and Toddlers Program data for this indicator are 100%. This was an improvement from the FFY 2005 results of 89%. The State's target for this indicator is 100%.</p>	<p>The Allegany County Infants and Toddlers Program data represent compliance for this indicator.</p> <p>MSDE looks forward to Allegany County Infants and Toddlers Program FFY 2007 data demonstrating continued compliance.</p>
<p>9. General supervision system (including monitoring, complaints, hearings, etc.) identifies and corrects noncompliance as soon as possible but in no case later than one year from identification.</p> <p>[Compliance Indicator]</p>	<p>The Allegany County Infants and Toddlers Program had no Corrective Action Plans due for FFY 2006.</p>	<p>MSDE looks forward to Allegany County Infants and Toddlers Program FFY 2007 data demonstrating continued success.</p>

Monitoring Priorities and Indicators	Status	MSDE Analysis/Next Steps
<p>14. State reported data (618 and State Performance Plan and Annual Performance Report) are timely and accurate. [Compliance Indicator]</p>	<p>Allegany County Infants and Toddlers Program submitted 618 data and Final Program Report in a timely and accurate manner. Submission of the Semi-Annual Program Report was accurate but not timely.</p>	<p>Allegany County Infants and Toddlers data met the State's target for the accurate submission of required 618 data and program reports for FFY 2006. The late submission of the Semi-Annual Program Report represents the untimely submission of data. MSDE expects Allegany County Infants and Toddlers Program's submission of required FFY 2007 data to be timely and accurate.</p>



Nancy S. Grasmick
State Superintendent of Schools

200 West Baltimore Street • Baltimore, MD 21201 • 410-767-0100 • 410-333-6442 TTY/TDD

August 4, 2008

Dr. Kevin Maxwell
Superintendent
Anne Arundel County Public Schools
2644 Riva Road
Annapolis, MD 21401

Dear Dr. Maxwell:

The Individuals with Disabilities Education Act 2004 (IDEA) focuses on each state's accountability on the State Performance Plan (SPP) indicators defined by the Office of Special Education Programs (OSEP). OSEP reviews each state's SPP and Annual Performance Report (APR) annually. Using the information obtained through review of the APR and other data sources, OSEP evaluates each state's performance on these indicators, and assigns each state to one of four levels of determination: Meets Requirements, Needs Assistance, Needs Intervention, or Needs Substantial Intervention. The determinations required under the federal statute are part of the on-going efforts to improve results for children and youth with disabilities. On June 6, 2008 OSEP issued its determination letters to each state's lead agency for Part C on the implementation of IDEA for Federal Fiscal Year (FFY) 2006, the 2006-2007 fiscal year. OSEP notified the Maryland State Department of Education (MSDE) that Maryland's Part C Determination was at the level of Meets Requirements.

Pursuant to 20 U.S.C. §1416(a)(1)(C)(i), states are required to assign these same levels of determination annually under §1416(d) to each local Infants and Toddlers Program based on performance. In accordance with §1416(e) of IDEA 2004, states must use one of the following four categories to assign a determination to each local Infants and Toddlers Program: Meets Requirements, Needs Assistance, Needs Intervention, and Needs Substantial Intervention.

The MSDE, Division of Special Education/Early Intervention Services, uses a results-based rubric on specific indicators to rate each public agency's performance in meeting the State's targets as defined by the SPP for Part C. Attached is a document entitled "*Overview - Part C and Part B Public Agency Determinations*" that lists the Part C indicators included in making determinations. MSDE carefully considered all aspects of this process. Based on available data, as well as information obtained through monitoring and complaint investigations, the Anne Arundel County Infants and Toddlers Program has been determined to be **Meets Requirements**.

Dr. Kevin Maxwell
August 4, 2008
Page Two

Specific factors affecting MSDE's determination that the Anne Arundel County Infants and Toddlers Program **Meets Requirements** include: (1) Meeting State target for Indicator 6, and not being significantly below the target in Indicator 2; (2) Demonstrating substantial compliance for five of six Compliance Indicators (1, 8a, 8b, 8c, and 14); and (3) Findings of noncompliance identified by the State in FFY 2005 were corrected within timelines in FFY 06.

Attached to this letter are copies of the following documents:

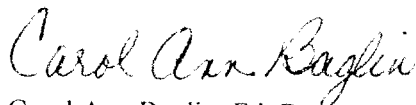
- Overview – Part C and Part B Public Agency Determinations;
- Part C Local Determination Scoring Criteria;
- Part C Local Determination Table; and
- Part C Local Determination Framework for Technical Assistance and Intervention.

The "Part C Local Determination Table" provides an analysis of the Anne Arundel County Infants and Toddlers Program data. The "Part C Local Determination Framework for Technical Assistance and Intervention" provides additional information relative to technical assistance and support available to your local Infants and Toddlers Program.

As you know, the State must report annually to the public on the performance of each local Infants and Toddlers Program on the targets in the SPP under IDEA. The public may access the information about Maryland's performance at <http://mdideareport.org>. The requirement for public reporting on local Infants and Toddlers Program performance is a critical provision in ensuring accountability focusing on improved results for infants and toddlers with disabilities and their families. MSDE will continue to provide technical assistance opportunities as you work to improve performance under Part C of the IDEA. If you have any feedback on our past technical assistance efforts or the need for guidance, we would be happy to hear from you as we work to develop further mechanisms to support local improvement activities.

The MSDE is committed to supporting the efforts of the Anne Arundel County Infants and Toddlers Program to improve results for infants and toddlers with disabilities and their families. If you have any questions, would like to discuss this further, or want to request technical assistance, please do not hesitate to call me at 410-767-0238.

Sincerely,



Carol Ann Baglin, Ed. D.
Assistant State Superintendent
Division of Special Education/
Early Intervention Services

CAB/dm
attachments

c: Nancy S. Grasmick
Edward Feinberg
Branch/Section Chiefs

Anne Arundel County Infants and Toddlers Program

Part C Local Determination Table

Federal Fiscal Year (FFY 2006)

July 1, 2006 through June 30, 2007

Monitoring Priorities and Indicators	Status	MSDE Analysis/Next Steps
1. Percent of infants and toddlers with IFSPs who receive the early intervention services on their IFSPs in a timely manner. [Compliance Indicator]	The Anne Arundel County Infants and Toddlers Program data for this indicator are 100%. This represents an improvement from the FFY 2005 results of 97%. The State's target for this indicator is 100%.	The Anne Arundel County Infants and Toddlers Program data represent compliance for this indicator. MSDE looks forward to Anne Arundel County Infants and Toddlers Program FFY 2007 data demonstrating continued compliance.
2. Percent of infants and toddlers with IFSPs who primarily receive early intervention services in the home or programs for typically developing children. [Results Indicator]	The Anne Arundel County Infants and Toddlers Program data for this indicator are 87.6%. This represents slippage from the FFY 2005 data of 88.5%. The State's target is 89%	The Anne Arundel County Infants and Toddlers Program data did not meet the State's target for this indicator. MSDE expects the Anne Arundel County Infants and Toddlers Program to fully implement improvement activities to ensure results that meet the State's target.
5. Percent of infants and toddlers birth to 1 with IFSPs compared to: A. Other States with similar eligibility definitions; and B. National data. [Results Indicator]	The Anne Arundel County Infants and Toddlers Program data for this indicator are 1.01%. This represents improvement from the FFY 2005 data of 0.68%. The State's target is 1.50%.	The Anne Arundel County Infants and Toddlers Program results were significantly below the State's target for this indicator. MSDE expects the Anne Arundel County Infants and Toddlers Program to fully implement improvement activities to ensure results that meet the State's target.

Monitoring Priorities and Indicators	Status	MSDE Analysis/Next Steps
<p>6. Percent of infants and toddlers birth to 3 with IFSPs compared to:</p> <p>A. Other States with similar eligibility definitions; and</p> <p>B. National data.</p> <p>[Results Indicator]</p>	<p>The Anne Arundel County Infants and Toddlers Program data for this indicator are 3.06%. This represents improvement from the FFY 2005 data of 2.74%. The State's target for this indicator is 2.88%.</p>	<p>The Anne Arundel County Infants and Toddlers Program data met the State's target for this indicator.</p> <p>MSDE looks forward to Anne Arundel County Infants and Toddlers Program FFY 2007 data demonstrating continued success.</p>
<p>7. Percent of eligible infants and toddlers with IFSPs for whom an evaluation and assessment and an initial IFSP meeting were conducted within Part C's 45-day timeline.</p> <p>[Compliance Indicator]</p>	<p>The Anne Arundel County Infants and Toddlers Program data for this indicator are 93%. This represents slight slippage from the FFY 2005 results of 94%. The State's target for this indicator is 100%.</p>	<p>The Anne Arundel County Infants and Toddlers Program data did not meet the State's target for this indicator.</p> <p>MSDE expects the Anne Arundel County Infants and Toddlers Program to fully implement improvement activities to ensure correction of noncompliance as soon as possible but in no case later than one year.</p>
<p>8A. Percent of all children exiting Part C who received timely transition planning to support the child's transition to preschool and other appropriate community services by their third birthday including:</p> <p>A. IFSP with transition steps and services.</p> <p>[Compliance Indicator]</p>	<p>The Anne Arundel County Infants and Toddlers Program data for this indicator are 100%. The State's target for this indicator is 100%.</p>	<p>The Anne Arundel County Infants and Toddlers Program data represent compliance for this indicator.</p> <p>MSDE looks forward to Anne Arundel County Infants and Toddlers Program FFY 2007 data demonstrating continued compliance.</p>

Monitoring Priorities and Indicators	Status	MSDE Analysis/Next Steps
<p>8B. Percent of all children exiting Part C who received timely transition planning to support the child's transition to preschool and other appropriate community services by their third birthday including:</p> <p>B. Notification to LEA, if child potentially eligible for Part B; and</p> <p>[Compliance Indicator]</p>	<p>The Anne Arundel County Infants and Toddlers Program data for this indicator are 100%. This was the same result reported for FFY 2005. The State's target for this indicator is 100%.</p>	<p>The Anne Arundel County Infants and Toddlers Program data represent compliance for this indicator.</p> <p>MSDE looks forward to Anne Arundel County Infants and Toddlers Program FFY 2007 data demonstrating continued compliance.</p>
<p>8C. Percent of all children exiting Part C who received timely transition planning to support the child's transition to preschool and other appropriate community services by their third birthday including:</p> <p>C. Transition conference, if child potentially eligible for Part B.</p> <p>[Compliance Indicator]</p>	<p>The Anne Arundel County Infants and Toddlers Program data for this indicator are 96%. This was an improvement from the FFY 2005 results of 95%. The State's target for this indicator is 100%.</p>	<p>The Anne Arundel County Infants and Toddlers Program data represent substantial compliance for this indicator.</p> <p>MSDE looks forward to Anne Arundel County Infants and Toddlers Program FFY 2007 data demonstrating 100% compliance.</p>
<p>9. General supervision system (including monitoring, complaints, hearings, etc.) identifies and corrects noncompliance as soon as possible but in no case later than one year from identification.</p> <p>[Compliance Indicator]</p>	<p>The Anne Arundel County Infants and Toddlers Program had no Corrective Action Plans due for FFY 2006.</p>	<p>MSDE looks forward to Anne Arundel County Infants and Toddlers Program FFY 2007 data demonstrating continued success.</p>

Monitoring Priorities and Indicators	Status	MSDE Analysis/Next Steps
<p>14. State reported data (618 and State Performance Plan and Annual Performance Report) are timely and accurate.</p> <p>[Compliance Indicator]</p>	<p>Anne Arundel County Infants and Toddlers Program submitted 618 data and program reports in a timely and accurate manner.</p>	<p>Anne Arundel County Infants and Toddlers data met the State's target for the timely and accurate submission of required 618 data and program reports for FFY 2006.</p> <p>MSDE expects Anne Arundel County Infants and Toddlers Program's submission of required FFY 2007 data to be timely and accurate.</p>



Nancy S. Grasmick
State Superintendent of Schools

200 West Baltimore Street • Baltimore, MD 21201 • 410-767-0100 • 410-333-6442 TTY/TDD

August 4, 2008

Gregory W. Branch, M.D.
Acting Health Officer
Baltimore County Health Department
6401 York Road, 3rd Floor
Towson, MD 21212

Dear Dr. Branch:

The Individuals with Disabilities Education Act 2004 (IDEA) focuses on each state's accountability on the State Performance Plan (SPP) indicators defined by the Office of Special Education Programs (OSEP). OSEP reviews each state's SPP and Annual Performance Report (APR) annually. Using the information obtained through review of the APR and other data sources, OSEP evaluates each state's performance on these indicators, and assigns each state to one of four levels of determination: Meets Requirements, Needs Assistance, Needs Intervention, or Needs Substantial Intervention. The determinations required under the federal statute are part of the on-going efforts to improve results for children and youth with disabilities. On June 6, 2008 OSEP issued its determination letters to each state's lead agency for Part C on the implementation of IDEA for Federal Fiscal Year (FFY) 2006, the 2006-2007 fiscal year. OSEP notified the Maryland State Department of Education (MSDE) that Maryland's Part C Determination was at the level of Meets Requirements.

Pursuant to 20 U.S.C. §1416(a)(1)(C)(i), states are required to assign these same levels of determination annually under §1416(d) to each local Infants and Toddlers Program based on performance. In accordance with §1416(e) of IDEA 2004, states must use one of the following four categories to assign a determination to each local Infants and Toddlers Program: Meets Requirements, Needs Assistance, Needs Intervention, and Needs Substantial Intervention.

The MSDE, Division of Special Education/Early Intervention Services, uses a results-based rubric on specific indicators to rate each public agency's performance in meeting the State's targets as defined by the SPP for Part C. Attached is a document entitled "*Overview - Part C and Part B Public Agency Determinations*" that lists the Part C indicators included in making determinations. MSDE carefully considered all aspects of this process. Based on available data, as well as information obtained through monitoring and complaint investigations, the Baltimore County Infants and Toddlers Program has been determined to be **Meets Requirements**.

Dr. Gregory Branch
August 4, 2008
Page Two

Specific factors affecting MSDE's determination that the Baltimore County Infants and Toddlers Program **Meets Requirements** include: (1) Meeting State targets for Performance Indicators 2 and 6; (2) Demonstrating substantial compliance for five of six Compliance Indicators (1, 7, 8a, 8b, and 14); and (3) Findings of noncompliance identified by the State in FFY 2005 were corrected within timelines in FFY 06.

Attached to this letter are copies of the following documents:


- Overview – Part C and Part B Public Agency Determinations;
- Part C Local Determination Scoring Criteria;
- Part C Local Determination Table; and
- Part C Local Determination Framework for Technical Assistance and Intervention.

The "Part C Local Determination Table" provides an analysis of the Baltimore County Infants and Toddlers Program data. The "Part C Local Determination Framework for Technical Assistance and Intervention" provides additional information relative to technical assistance and support available to your local Infants and Toddlers Program.

As you know, the State must report annually to the public on the performance of each local Infants and Toddlers Program on the targets in the SPP under IDEA. The public may access the information about Maryland's performance at <http://mdideareport.org>. The requirement for public reporting on local Infants and Toddlers Program performance is a critical provision in ensuring accountability focusing on improved results for infants and toddlers with disabilities and their families. MSDE will continue to provide technical assistance opportunities as you work to improve performance under Part C of the IDEA. If you have any feedback on our past technical assistance efforts or the need for guidance, we would be happy to hear from you as we work to develop further mechanisms to support local improvement activities.

The MSDE is committed to supporting the efforts of the Baltimore County Infants and Toddlers Program to improve results for infants and toddlers with disabilities and their families. If you have any questions, would like to discuss this further, or want to request technical assistance, please do not hesitate to call me at 410-767-0238.

Sincerely,



Carol Ann Baglin, Ed. D.
Assistant State Superintendent
Division of Special Education/
Early Intervention Services

CAB/dm
attachments

c: Nancy S. Grasmick
Paula Boykin
Branch/Section Chiefs

Baltimore County Infants and Toddlers Program
Part C Local Determination Table
Federal Fiscal Year (FFY 2006)
July 1, 2006 through June 30, 2007

Monitoring Priorities and Indicators	Status	MSDE Analysis/Next Steps
<p>1. Percent of infants and toddlers with IFSPs who receive the early intervention services on their IFSPs in a timely manner. [Compliance Indicator]</p>	<p>The Baltimore County Infants and Toddlers Program data for this indicator are 97%. This represents an improvement from the FFY 2005 results of 93%. The State's target for this indicator is 100%.</p>	<p>The Baltimore County Infants and Toddlers Program data represent substantial compliance for this indicator. MSDE looks forward to Baltimore County Infants and Toddlers Program FFY 2007 data demonstrating 100% compliance.</p>
<p>2. Percent of infants and toddlers with IFSPs who primarily receive early intervention services in the home or programs for typically developing children. [Results Indicator]</p>	<p>The Baltimore County Infants and Toddlers Program data for this indicator are 98.7%. This represents improvement from the FFY 2005 data of 98.2%. The State's target is 89%</p>	<p>The Baltimore County Infants and Toddlers Program data met the State's target for this indicator. MSDE looks forward to Baltimore County Infants and Toddlers Program FFY 2007 data demonstrating continued success.</p>
<p>5. Percent of infants and toddlers birth to 1 with IFSPs compared to: A. Other States with similar eligibility definitions; and B. National data. [Results Indicator]</p>	<p>The Baltimore County Infants and Toddlers Program data for this indicator are 1.23%. This represents improvement from the FFY 2005 data of 1.12%. The State's target is 1.50%.</p>	<p>The Baltimore County Infants and Toddlers Program data did not meet the State's target for this indicator. MSDE expects the Baltimore County Infants and Toddlers Program to fully implement improvement activities to ensure results that meet the State's target.</p>

Monitoring Priorities and Indicators	Status	MSDE Analysis/Next Steps
<p>6. Percent of infants and toddlers birth to 3 with IFSPs compared to:</p> <p>A. Other States with similar eligibility definitions; and</p> <p>B. National data.</p> <p>[Results Indicator]</p>	<p>The Baltimore County Infants and Toddlers Program data for this indicator are 3.43%. This represents improvement from the FFY 2005 data of 3.33%. The State's target for this indicator is 2.88%.</p>	<p>The Baltimore County Infants and Toddlers Program data met the State's target for this indicator.</p> <p>MSDE looks forward to Baltimore County Infants and Toddlers Program FFY 2007 data demonstrating continued success.</p>
<p>7. Percent of eligible infants and toddlers with IFSPs for whom an evaluation and assessment and an initial IFSP meeting were conducted within Part C's 45-day timeline.</p> <p>[Compliance Indicator]</p>	<p>The Baltimore County Infants and Toddlers Program data for this indicator are 96%. This represents improvement from the FFY 2005 results of 90%. The State's target for this indicator is 100%.</p>	<p>The Baltimore County Infants and Toddlers Program data represent substantial compliance for this indicator.</p> <p>MSDE looks forward to Baltimore County Infants and Toddlers Program FFY 2007 data demonstrating 100% compliance.</p>
<p>8A. Percent of all children exiting Part C who received timely transition planning to support the child's transition to preschool and other appropriate community services by their third birthday including:</p> <p>A. IFSP with transition steps and services.</p> <p>[Compliance Indicator]</p>	<p>The Baltimore County Infants and Toddlers Program data for this indicator are 97%. The State's target for this indicator is 100%.</p>	<p>The Baltimore County Infants and Toddlers Program data represent substantial compliance for this indicator.</p> <p>MSDE looks forward to Baltimore County Infants and Toddlers Program FFY 2007 data demonstrating 100% compliance.</p>

Monitoring Priorities and Indicators	Status	MSDE Analysis/Next Steps
<p>8B. Percent of all children exiting Part C who received timely transition planning to support the child's transition to preschool and other appropriate community services by their third birthday including:</p> <p>B. Notification to LEA, if child potentially eligible for Part B; and</p> <p>[Compliance Indicator]</p>	<p>The Baltimore County Infants and Toddlers Program reported data for this indicator are 99%. This represents slight slippage from FFY 2005 of 100%. The State's target for this indicator is 100%.</p>	<p>The Baltimore County Infants and Toddlers Program data represent substantial compliance for this indicator.</p> <p>MSDE looks forward to Baltimore County Infants and Toddlers Program FFY 2007 data demonstrating 100% compliance.</p>
<p>8C. Percent of all children exiting Part C who received timely transition planning to support the child's transition to preschool and other appropriate community services by their third birthday including:</p> <p>C. Transition conference, if child potentially eligible for Part B.</p> <p>[Compliance Indicator]</p>	<p>The Baltimore County Infants and Toddlers Program reported data for this indicator are 94%. This represents improvement from the FFY 2005 results of 90%. The State's target for this indicator is 100%.</p>	<p>The Baltimore County Infants and Toddlers Program data did not meet the State's target for this indicator.</p> <p>MSDE expects the Baltimore County Infants and Toddlers Program to fully implement improvement activities to ensure correction of noncompliance as soon as possible but in no case later than one year.</p>
<p>9. General supervision system (including monitoring, complaints, hearings, etc.) identifies and corrects noncompliance as soon as possible but in no case later than one year from identification.</p> <p>[Compliance Indicator]</p>	<p>The Baltimore County Infants and Toddlers Program had no Corrective Action Plans due for FFY 2006.</p>	<p>MSDE looks forward to Baltimore County Infants and Toddlers Program FFY 2007 data demonstrating continued success.</p>

Monitoring Priorities and Indicators	Status	MSDE Analysis/Next Steps
<p>14. State reported data (618 and State Performance Plan and Annual Performance Report) are timely and accurate.</p> <p>[Compliance Indicator]</p>	<p>Baltimore County Infants and Toddlers Program submitted 618 data and program reports in a timely and accurate manner.</p>	<p>Baltimore County Infants and Toddlers data met the State's target for the timely and accurate submission of required 618 data and program reports for FFY 2006.</p> <p>MSDE expects Baltimore County Infants and Toddlers Program's submission of required FFY 2007 data to be timely and accurate.</p>



Nancy S. Grasmick
State Superintendent of Schools

200 West Baltimore Street • Baltimore, MD 21201 • 410-767-0100 • 410-333-6442 TTY/TDD

August 4, 2008

Jack R. Smith
Superintendent
Calvert County Public Schools
1305 Dares Beach Road
Prince Frederick, MD 20678

Dear Mr. Smith:

The Individuals with Disabilities Education Act 2004 (IDEA) focuses on each state's accountability on the State Performance Plan (SPP) indicators defined by the Office of Special Education Programs (OSEP). OSEP reviews each state's SPP and Annual Performance Report (APR) annually. Using the information obtained through review of the APR and other data sources, OSEP evaluates each state's performance on these indicators, and assigns each state to one of four levels of determination: Meets Requirements, Needs Assistance, Needs Intervention, or Needs Substantial Intervention. The determinations required under the federal statute are part of the on-going efforts to improve results for children and youth with disabilities. On June 6, 2008 OSEP issued its determination letters to each state's lead agency for Part C on the implementation of IDEA for Federal Fiscal Year (FFY) 2006, the 2006-2007 fiscal year. OSEP notified the Maryland State Department of Education (MSDE) that Maryland's Part C was at the level of Meets Requirements.

Pursuant to 20 U.S.C. §1416(a)(1)(C)(i), states are required to assign these same levels of determination annually under §1416(d) to each local Infants and Toddlers Program based on performance. In accordance with §1416(e) of IDEA 2004, states must use one of the following four categories to assign a determination to each local Infants and Toddlers Program: Meets Requirements, Needs Assistance, Needs Intervention, and Needs Substantial Intervention.

The MSDE, Division of Special Education/Early Intervention Services, uses a results-based rubric on specific indicators to rate each public agency's performance in meeting the State's targets as defined by the SPP for Part C. Attached is a document entitled "*Overview - Part C and Part B Public Agency Determinations*" that lists the Part C indicators considered in making determinations. MSDE carefully considered all aspects of this process. Based on available data, as well as information obtained through monitoring and complaint investigations, the Calvert County Infants and Toddlers Program has been determined to be **Needs Assistance (Year 2)**.

Mr. Jack Smith
August 4, 2008
Page Two

Specific factors affecting MSDE's determination that the Calvert County Infants and Toddlers Program **Needs Assistance** include: (1) Meeting State targets for Performance Indicators 2 and 6; (2) Demonstrating substantial compliance for five of six Compliance Indicators, but significantly below the target in Indicator 7; and (3) Findings for noncompliance identified in FFY 2005 were corrected within timelines in FFY 2006.

Attached to this letter are copies of the following documents:

- Overview – Part C and Part B Public Agency Determinations;
- Part C Local Determination Scoring Criteria;
- Part C Local Determination Table; and
- Part C Local Determination Framework for Technical Assistance and Intervention.

The "Part C Local Determination Table" provides an analysis of the Calvert County Infants and Toddlers Program data. The "Part C Local Determination Framework for Technical Assistance and Intervention" provides additional information relative to technical assistance and support available to your local school system.

The MSDE FFY 2005 determination for the Calvert County Infants and Toddlers Program was also **Needs Assistance**. In accordance with 20 U.S.C. §1416(e) and 34 C. F. R. §§300.600 and 300.604, if a local Infants and Toddlers Program is determined to be in need of assistance for two consecutive years, MSDE must take one or more of the following actions: 1) Advise the local Infants and Toddlers Program of available sources of technical assistance that may help the local Infants and Toddlers Program address the areas in which the program needs assistance; 2) Direct the use of federal funds to the area or area(s) the local Infants and Toddlers Program needs assistance; or 3) Identify the local Infants and Toddlers Program as a high-risk grantee and impose special conditions on the local Infants and Toddlers Program's IDEA Part C grant award.


In collaboration with MSDE, the Calvert County Infants and Toddlers Program is to identify the type, amount, and frequency of assistance needed to address the specific needs in Indicator 7 (45 Day timeline). MSDE is available to consult with the local Infants and Toddlers Program by telephone, fax, email, mail, or in-person.

As you know, the State must report annually to the public on the performance of each local Infants and Toddlers Program on the targets in the SPP under IDEA. The public may access the information about Maryland's performance at <http://mdideareport.org>. The requirement for public reporting on local Infants and Toddlers Program performance is a critical provision in ensuring accountability focusing on improved results for infants and toddlers with disabilities and their families. MSDE will continue to provide technical assistance opportunities as you work to improve performance under Part C of the IDEA. If you have any feedback on our past technical assistance efforts or the need for guidance, we would be happy to hear from you as we work to develop further mechanisms to support local improvement activities.

Mr. Jack Smith
August 4, 2008
Page Three

The MSDE is committed to supporting the efforts of the Calvert County Infants and Toddlers Program to improve results for infants and toddlers with disabilities and their families. If you have any questions, would like to discuss this further, or want to request technical assistance, please do not hesitate to call me at 410-767-0238.

Sincerely,

A handwritten signature in cursive script that reads "Carol Ann Baglin".

Carol Ann Baglin, Ed. D.
Assistant State Superintendent
Division of Special Education/
Early Intervention Services

CAB/DM
attachments

c: Nancy S. Grasmick
Annette Lagana
Sheila Myers
Branch/Section Chiefs

Calvert County Infants and Toddlers Program

Part C Local Determination Table

Federal Fiscal Year (FFY 2006)

July 1, 2006 through June 30, 2007

Monitoring Priorities and Indicators	Status	MSDE Analysis/Next Steps
1. Percent of infants and toddlers with IFSPs who receive the early intervention services on their IFSPs in a timely manner. [Compliance Indicator]	The Calvert County Infants and Toddlers Program data for this indicator are 96%. This represents an improvement from the FFY 2005 results of 92%. The State's target for this indicator is 100%.	The Calvert County Infants and Toddlers Program data represent substantial compliance for this indicator. MSDE looks forward to Calvert County Infants and Toddlers Program FFY 2007 data demonstrating 100% compliance.
2. Percent of infants and toddlers with IFSPs who primarily receive early intervention services in the home or programs for typically developing children. [Results Indicator]	The Calvert County Infants and Toddlers Program data for this indicator are 90.7%. This represents improvement from the FFY 2005 reported data of 83.1%. The State's target for this indicator 89%.	The Calvert County Infants and Toddlers Program data met the State's target for this indicator. MSDE looks forward to Calvert County Infants and Toddlers Program FFY 2007 data demonstrating continued success.
5. Percent of infants and toddlers birth to 1 with IFSPs compared to: A. Other States with similar eligibility definitions; and B. National data. [Results Indicator]	The Calvert County Infants and Toddlers Program data for this indicator are 1.43%. This represents improvement from the FFY 2005 results of 1.03%. The State's target for this indicator 1.50%.	The Calvert County Infants and Toddlers Program data did not meet the State's target for this indicator. MSDE expects the Calvert County Infants and Toddlers Program to fully implement improvement activities to ensure results that meet the State's target.

Monitoring Priorities and Indicators	Status	MSDE Analysis/Next Steps
<p>6. Percent of infants and toddlers birth to 3 with IFSPs compared to:</p> <p>A. Other States with similar eligibility definitions; and</p> <p>B. National data.</p> <p>[Results Indicator]</p>	<p>The Calvert County Infants and Toddlers Program data for this indicator are 3.49%. This represents improvement from the FFY 2005 reported data of 2.76%. The State's target for this indicator 2.88%.</p>	<p>The Calvert County Infants and Toddlers Program data met the State's target for this indicator.</p> <p>MSDE looks forward to Calvert County Infants and Toddlers Program FFY 2007 data demonstrating continued success.</p>
<p>7. Percent of eligible infants and toddlers with IFSPs for whom an evaluation and assessment and an initial IFSP meeting were conducted within Part C's 45-day timeline.</p> <p>[Compliance Indicator]</p>	<p>The Calvert County Infants and Toddlers Program data for this indicator are 75%. This represents improvement from the FFY 2005 results of 59%. The State's target for this indicator is 100%.</p>	<p>The Calvert County Infants and Toddlers Program results were significantly below the State's target for this indicator.</p> <p>MSDE expects the Calvert County Infants and Toddlers Program to fully implement improvement activities to ensure correction of noncompliance as soon as possible but in no case later than one year.</p>
<p>8A. Percent of all children exiting Part C who received timely transition planning to support the child's transition to preschool and other appropriate community services by their third birthday including:</p> <p>A. IFSP with transition steps and services.</p> <p>[Compliance Indicator]</p>	<p>The Calvert County Infants and Toddlers Program data for this indicator are 100%. The State's target for this indicator is 100%.</p>	<p>The Calvert County Infants and Toddlers Program data represent compliance for this indicator.</p> <p>MSDE looks forward to Calvert County Infants and Toddlers Program FFY 2007 data demonstrating continued compliance.</p>

Monitoring Priorities and Indicators	Status	MSDE Analysis/Next Steps
<p>8B. Percent of all children exiting Part C who received timely transition planning to support the child's transition to preschool and other appropriate community services by their third birthday including:</p> <p>B. Notification to LEA, if child potentially eligible for Part B; and</p> <p>[Compliance Indicator]</p>	<p>The Calvert County Infants and Toddlers Program data for this indicator are 100%. This was the same result reported for FFY 2005. The State's target for this indicator is 100%.</p>	<p>The Calvert County Infants and Toddlers Program data represent compliance for this indicator.</p> <p>MSDE looks forward to Calvert County Infants and Toddlers Program FFY 2007 data demonstrating continued compliance.</p>
<p>8C. Percent of all children exiting Part C who received timely transition planning to support the child's transition to preschool and other appropriate community services by their third birthday including:</p> <p>C. Transition conference, if child potentially eligible for Part B.</p> <p>[Compliance Indicator]</p>	<p>The Calvert County Infants and Toddlers Program data for this indicator are 96%. This was the same result reported for FFY 2005. The State's target for this indicator is 100%.</p>	<p>The Calvert County Infants and Toddlers Program data represent substantial compliance for this indicator.</p> <p>MSDE looks forward to Calvert County Infants and Toddlers Program FFY 2007 data demonstrating 100% compliance.</p>
<p>9. General supervision system (including monitoring, complaints, hearings, etc.) identifies and corrects noncompliance as soon as possible but in no case later than one year from identification.</p> <p>[Compliance Indicator]</p>	<p>The Calvert County Infants and Toddlers Program had a Corrective Action Plan in indicator 7.</p>	<p>The Calvert County Infants and Toddlers Program corrected non-compliance.</p>

Monitoring Priorities and Indicators	Status	MSDE Analysis/Next Steps
<p>14. State reported data (618 and State Performance Plan and Annual Performance Report) are timely and accurate. [Compliance Indicator]</p>	<p>Calvert County Infants and Toddlers Program submitted 618 data and program reports in a timely and accurate manner.</p>	<p>Calvert County Infants and Toddlers data met the State's target for the timely and accurate submission of required 618 data and program reports for FFY 2006. MSDE expects Calvert County Infants and Toddlers Program's submission of required FFY 2007 data to be timely and accurate.</p>



Nancy S. Grasmick
State Superintendent of Schools

August 4, 2008

200 West Baltimore Street • Baltimore, MD 21201 • 410-767-0100 • 410-333-6442 TTY/TDD

Dr. Edward Shirley
Superintendent
Caroline County Public Schools Department
204 Franklin Street
Denton, MD 21629

Dear Dr. Shirley:

The Individuals with Disabilities Education Act 2004 (IDEA) focuses on each state's accountability on the State Performance Plan (SPP) indicators defined by the Office of Special Education Programs (OSEP). OSEP reviews each state's SPP and Annual Performance Report (APR) annually. Using the information obtained through review of the APR and other data sources, OSEP evaluates each state's performance on these indicators, and assigns each state to one of four levels of determination: Meets Requirements, Needs Assistance, Needs Intervention, or Needs Substantial Intervention. The determinations required under the federal statute are part of the on-going efforts to improve results for children and youth with disabilities. On June 6, 2008 OSEP issued its determination letters to each state's lead agency for Part C on the implementation of IDEA for Federal Fiscal Year (FFY) 2006, the 2006-2007 fiscal year. OSEP notified the Maryland State Department of Education (MSDE) that Maryland's Part C Determination was at the level of Meets Requirements.

Pursuant to 20 U.S.C. §1416(a)(1)(C)(i), states are required to assign these same levels of determination annually under §1416(d) to each local Infants and Toddlers Program based on performance. In accordance with §1416(e) of IDEA 2004, states must use one of the following four categories to assign a determination to each local Infants and Toddlers Program: Meets Requirements, Needs Assistance, Needs Intervention, and Needs Substantial Intervention.

The MSDE, Division of Special Education/Early Intervention Services, uses a results-based rubric on specific indicators to rate each public agency's performance in meeting the State's targets as defined by the SPP for Part C. Attached is a document entitled "*Overview - Part C and Part B Public Agency Determinations*" that lists the Part C indicators included in making determinations. MSDE carefully considered all aspects of this process. Based on available data, as well as information obtained through monitoring and complaint investigations, the Caroline County Infants and Toddlers Program has been determined to be **Meets Requirements**.

Dr. Edward Shirley
August 4, 2008
Page Two

Specific factors affecting MSDE's determination that the Caroline County Infants and Toddlers Program **Meets Requirements** include: (1) Meeting State targets for Performance Indicators 2, 5, and 6; (2) Demonstrating substantial compliance for four of six Compliance Indicators (1, 7, 8a, and 8b); and (3) Findings of noncompliance identified by the State in FFY 2005 were corrected within timelines in FFY 06.

Attached to this letter are copies of the following documents:

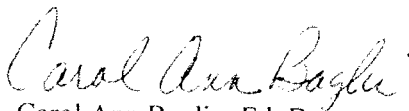
- Overview – Part C and Part B Public Agency Determinations;
- Part C Local Determination Scoring Criteria;
- Part C Local Determination Table; and
- Part C Local Determination Framework for Technical Assistance and Intervention.

The "Part C Local Determination Table" provides an analysis of the Caroline County Infants and Toddlers Program data. The "Part C Local Determination Framework for Technical Assistance and Intervention" provides additional information relative to technical assistance and support available to your local Infants and Toddlers Program.

As you know, the State must report annually to the public on the performance of each local Infants and Toddlers Program on the targets in the SPP under IDEA. The public may access the information about Maryland's performance at <http://mdideareport.org>. The requirement for public reporting on local Infants and Toddlers Program performance is a critical provision in ensuring accountability focusing on improved results for infants and toddlers with disabilities and their families. MSDE will continue to provide technical assistance opportunities as you work to improve performance under Part C of the IDEA. If you have any feedback on our past technical assistance efforts or the need for guidance, we would be happy to hear from you as we work to develop further mechanisms to support local improvement activities.

The MSDE is committed to supporting the efforts of the Caroline County Infants and Toddlers Program to improve results for infants and toddlers with disabilities and their families. If you have any questions, would like to discuss this further, or want to request technical assistance, please do not hesitate to call me at 410-767-0238.

Sincerely,



Carol Ann Baglin, Ed. D.
Assistant State Superintendent
Division of Special Education/
Early Intervention Services

CAB/dm
attachments

c: Nancy S. Grasmick
Rosemary D. Thomas
Branch/Section Chiefs

Caroline County Infants and Toddlers

Part C Local Determination Table

Federal Fiscal Year (FFY 2006)

July 1, 2006 through June 30, 2007

Monitoring Priorities and Indicators	Status	MSDE Analysis/Next Steps
<p>1. Percent of infants and toddlers with IFSPs who receive the early intervention services on their IFSPs in a timely manner. [Compliance Indicator]</p>	<p>The Caroline County Infants and Toddlers Program data for this indicator are 100%. This was the same result reported for FFY 2005. The State's target for this indicator is 100%.</p>	<p>The Caroline County Infants and Toddlers Program data represent compliance for this indicator. MSDE looks forward to Caroline County Infants and Toddlers Program FFY 2007 data demonstrating continued compliance.</p>
<p>2. Percent of infants and toddlers with IFSPs who primarily receive early intervention services in the home or programs for typically developing children. [Results Indicator]</p>	<p>Caroline County Infants and Toddlers Program reported data for this indicator are 97.7%. This represents improvement from the FFY 2005 data of 96%. The State's target for this indicator is 89%.</p>	<p>The Caroline County Infants and Toddlers Program data met the State's target for this indicator. MSDE looks forward to Caroline County Infants and Toddler Program FFY 2007 data demonstrating continued success.</p>
<p>5. Percent of infants and toddlers birth to 1 with IFSPs compared to: A. Other States with similar eligibility definitions; and B. National data. [Results Indicator]</p>	<p>The Caroline County Infants and Toddlers Program data for this indicator are 3.11%. This represents improvement from the FFY 2005 results of 2.86%. The State's target for this indicator is 1.50%.</p>	<p>The Caroline County Infants and Toddlers Program data met the State's target for this indicator. MSDE looks forward to Caroline County Infants and Toddlers Program FFY 2007 data demonstrating continued success.</p>

Monitoring Priorities and Indicators	Status	MSDE Analysis/Next Steps
<p>6. Percent of infants and toddlers birth to 3 with IFSPs compared to:</p> <p>A. Other States with similar eligibility definitions; and</p> <p>B. National data.</p> <p>[Results Indicator]</p>	<p>The Caroline County Infants and Toddlers Program data for this indicator are 3.09%. This represents slippage from the FFY 2005 results of 3.80%. The State's target for this indicator is 2.88%.</p>	<p>The Caroline County Infants and Toddlers Program data met the State's target for this indicator.</p> <p>MSDE looks forward to Caroline County Infants and Toddlers Program FFY 2007 data demonstrating continued success.</p>
<p>7. Percent of eligible infants and toddlers with IFSPs for whom an evaluation and assessment and an initial IFSP meeting were conducted within Part C's 45-day timeline.</p> <p>[Compliance Indicator]</p>	<p>The Caroline County Infants and Toddlers Program data for this indicator are 100%. This represents improvement from the FFY 2005 results of 82%. The State's target for this indicator is 100%.</p>	<p>The Caroline County Infants and Toddlers Program data represent compliance for this indicator.</p> <p>MSDE looks forward to Caroline County Infants and Toddlers Program FFY 2007 data demonstrating continued compliance.</p>
<p>8A. Percent of all children exiting Part C who received timely transition planning to support the child's transition to preschool and other appropriate community services by their third birthday including:</p> <p>A. IFSP with transition steps and services.</p> <p>[Compliance Indicator]</p>	<p>The Caroline County Infants and Toddlers Program data for this indicator are 100%. The State's target for this indicator is 100%.</p>	<p>The Caroline County Infants and Toddlers Program data represent compliance for this indicator.</p> <p>MSDE looks forward to Caroline County Infants and Toddlers Program FFY 2007 data demonstrating continued compliance.</p>

Monitoring Priorities and Indicators	Status	MSDE Analysis/Next Steps
<p>8B. Percent of all children exiting Part C who received timely transition planning to support the child's transition to preschool and other appropriate community services by their third birthday including:</p> <p>B. Notification to LEA, if child potentially eligible for Part B; and</p> <p>[Compliance Indicator]</p>	<p>The Caroline County Infants and Toddlers Program data for this indicator are 100%. This represents improvement from the FFY 2005 results of 88%. The State's target for this indicator is 100%.</p>	<p>The Caroline County Infants and Toddlers Program data represent compliance for this indicator.</p> <p>MSDE looks forward to Caroline County Infants and Toddlers Program FFY 2007 data demonstrating continued compliance.</p>
<p>8C. Percent of all children exiting Part C who received timely transition planning to support the child's transition to preschool and other appropriate community services by their third birthday including:</p> <p>C. Transition conference, if child potentially eligible for Part B.</p> <p>[Compliance Indicator]</p>	<p>The Caroline County Infants and Toddlers Program data for this indicator are 87%. This represents improvement from the FFY 2005 results of 63%. The State's target for this indicator is 100%.</p>	<p>The Caroline County Infants and Toddlers Program data did not meet the State's target for this indicator.</p> <p>MSDE expects the Caroline County Infants and Toddlers Program to fully implement improvement activities to ensure correction of noncompliance as soon as possible but in no case later than one year.</p>
<p>9. General supervision system (including monitoring, complaints, hearings, etc.) identifies and corrects noncompliance as soon as possible but in no case later than one year from identification.</p> <p>[Compliance Indicator]</p>	<p>The Caroline County Infants and Toddlers Program had no Corrective Action Plans due for FFY 2006.</p>	<p>MSDE looks forward to Caroline County Infants and Toddlers Program FFY 2007 data demonstrating continued success.</p>

Monitoring Priorities and Indicators	Status	MSDE Analysis/Next Steps
<p>14. State reported data (618 and State Performance Plan and Annual Performance Report) are timely and accurate.</p> <p>[Compliance Indicator]</p>	<p>Caroline County Infants and Toddlers Program submitted 618 data in a timely and accurate manner. Submission of the Semi-Annual Program Report and Final Program Report was accurate but not timely.</p>	<p>Caroline County Infants and Toddlers data met the State's target for the accurate submission of required 618 data and program reports for FFY 2006. The late submission of the Semi-Annual and Final Program Reports represent the untimely submission of data.</p> <p>MSDE expects Caroline County Infants and Toddlers Program's submission of required FFY 2007 data to be timely and accurate.</p>



Nancy S. Grasmick
State Superintendent of Schools

200 West Baltimore Street • Baltimore, MD 21201 • 410-767-0100 • 410-333-6442 TTY/TDD

August 4, 2008

Dr. Charles Ecker
Superintendent
Carroll County Public Schools
125 N. Court Street
Westminster, MD 21157

Dear Dr. Ecker:

The Individuals with Disabilities Education Act 2004 (IDEA) focuses on each state's accountability on the State Performance Plan (SPP) indicators defined by the Office of Special Education Programs (OSEP). OSEP reviews each state's SPP and Annual Performance Report (APR) annually. Using the information obtained through review of the APR and other data sources, OSEP evaluates each state's performance on these indicators, and assigns each state to one of four levels of determination: Meets Requirements, Needs Assistance, Needs Intervention, or Needs Substantial Intervention. The determinations required under the federal statute are part of the on-going efforts to improve results for children and youth with disabilities. On June 6, 2008 OSEP issued its determination letters to each state's lead agency for Part C on the implementation of IDEA for Federal Fiscal Year (FFY) 2006, the 2006-2007 fiscal year. OSEP notified the Maryland State Department of Education (MSDE) that Maryland's Part C was at the level of Meets Requirements.

Pursuant to 20 U.S.C. §1416(a)(1)(C)(i), states are required to assign these same levels of determination annually under §1416(d) to each local Infants and Toddlers Program based on performance. In accordance with §1416(e) of IDEA 2004, states must use one of the following four categories to assign a determination to each local Infants and Toddlers Program: Meets Requirements, Needs Assistance, Needs Intervention, and Needs Substantial Intervention.

The MSDE, Division of Special Education/Early Intervention Services, uses a results-based rubric on specific indicators to rate each public agency's performance in meeting the State's targets as defined by the SPP for Part C. Attached is a document entitled "*Overview – Part C and Part B Public Agency Determinations*" that lists the Part C indicators considered in making determinations. MSDE carefully considered all aspects of this process. Based on available data, as well as information obtained through monitoring and complaint investigations, the Carroll County Infants and Toddlers Program has been determined to be **Needs Assistance (Year 2)**.

Dr. Charles Ecker
August 4, 2008
Page Two

Specific factors affecting MSDE's determination that the Carroll County Infants and Toddlers Program **Needs Assistance** include: (1) Meeting State targets for Performance Indicators 2, 5 and 6; (2) Demonstrating substantial compliance for three of six Compliance Indicators (1, 8a, 8b), and significantly below the target in Indicator 7; and (3) Findings for noncompliance identified in FFY 2005 were corrected within timelines in FFY 2006.

Attached to this letter are copies of the following documents:

- Overview – Part C and Part B Public Agency Determinations;
- Part C Local Determination Scoring Criteria;
- Part C Local Determination Table; and
- Part C Local Determination Framework for Technical Assistance and Intervention.

The "Part C Local Determination Table" provides an analysis of the Carroll County Infants and Toddlers Program data. The "Part C Local Determination Framework for Technical Assistance and Intervention" provides additional information relative to technical assistance and support available to your local school system.

The MSDE FFY 2005 determination for the Carroll County Infants and Toddlers Program was also **Needs Assistance**. In accordance with 20 U.S.C. §1416(e) and 34 C. F. R. §§300.600 and 300.604, if a local Infants and Toddlers Program is determined to be in need of assistance for two consecutive years, MSDE must take one or more of the following actions: 1) Advise the local Infants and Toddlers Program of available sources of technical assistance that may help the local Infants and Toddlers Program address the areas in which the program needs assistance; 2) Direct the use of federal funds to the area or area(s) the local Infants and Toddlers Program needs assistance; or 3) Identify the local Infants and Toddlers Program as a high-risk grantee and impose special conditions on the local Infants and Toddlers Program's IDEA Part C grant award.


In collaboration with MSDE, the Carroll County Infants and Toddlers Program is to identify the type, amount, and frequency of assistance needed to address the specific needs in Indicator 7 (45 Day timeline), Indicator 8c, (Timely Transition Planning), and Indicator 14 (Timely and Accurate Data). MSDE is available to consult with the local Infants and Toddlers Program by telephone, fax, email, mail, or in-person.

As you know, the State must report annually to the public on the performance of each local Infants and Toddlers Program on the targets in the SPP under IDEA. The public may access the information about Maryland's performance at <http://mdideareport.org>. The requirement for public reporting on local Infants and Toddlers Program performance is a critical provision in ensuring accountability focusing on improved results for infants and toddlers with disabilities and their families. MSDE will continue to provide technical assistance opportunities as you work to improve performance under Part C of the IDEA. If you have any feedback on our past technical assistance efforts or the need for guidance, we would be happy to hear from you as we work to develop further mechanisms to support local improvement activities.

Dr. Charles Ecker
August 4, 2008
Page Three

The MSDE is committed to supporting the efforts of the Carroll County Infants and Toddlers Program to improve results for infants and toddlers with disabilities and their families. If you have any questions, would like to discuss this further, or want to request technical assistance, please do not hesitate to call me at 410-767-0238.

Sincerely,



Carol Ann Baglin, Ed. D.
Assistant State Superintendent
Division of Special Education/
Early Intervention Services

CAB/DM
attachments

c: Nancy S. Grasmick
Jane Conner
Branch/Section Chiefs

Carroll County Infants and Toddlers Program

Part C Local Determination Table

Federal Fiscal Year (FFY 2006)

July 1, 2006 through June 30, 2007

Monitoring Priorities and Indicators	Status	MSDE Analysis/Next Steps
<p>1. Percent of infants and toddlers with IFSPs who receive the early intervention services on their IFSPs in a timely manner. [Compliance Indicator]</p>	<p>The Carroll County Infants and Toddlers Program data for this indicator are 99%. This was a slight slippage from the FFY 2005 results of 100%. The State's target for this indicator is 100%.</p>	<p>The Carroll County Infants and Toddlers Program data represent substantial compliance for this indicator. MSDE looks forward to Carroll County Infants and Toddlers Program FFY 2007 data demonstrating 100% compliance.</p>
<p>2. Percent of infants and toddlers with IFSPs who primarily receive early intervention services in the home or programs for typically developing children. [Results Indicator]</p>	<p>The Carroll County Infants and Toddlers Program data for this indicator are 97.4%. This represents slight slippage from the FFY 2005 reported data of 98%. The State's target for this indicator is 89%.</p>	<p>The Carroll County Infants and Toddlers Program met the State's target for this indicator. MSDE looks forward to Carroll County Infants and Toddlers Program FFY 2007 data demonstrating continued success.</p>
<p>5. Percent of infants and toddlers birth to 1 with IFSPs compared to: A. Other States with similar eligibility definitions; and B. National data. [Results Indicator]</p>	<p>The Carroll County Infants and Toddlers Program data for this indicator are 2.05%. This represents improvement from the FFY 2005 results of 1.89%. The State's target for this indicator is 1.50%.</p>	<p>The Carroll County Infants and Toddlers Program met the State's target for this indicator. MSDE looks forward to Carroll County Infants and Toddlers Program FFY 2007 data demonstrating continued success.</p>

Monitoring Priorities and Indicators	Status	MSDE Analysis/Next Steps
<p>6. Percent of infants and toddlers birth to 3 with IFSPs compared to:</p> <p>A. Other States with similar eligibility definitions; and</p> <p>B. National data.</p> <p>[Results Indicator]</p>	<p>The Carroll County Infants and Toddlers Program data for this indicator are 3.22%. This represents improvement from the FFY 2005 results of 2.88%. The State's target for this indicator is 2.88%.</p>	<p>The Carroll County Infants and Toddlers Program met the State's target for this indicator.</p> <p>MSDE looks forward to Carroll County Infants and Toddlers Program FFY 2007 data demonstrating continued success.</p>
<p>7. Percent of eligible infants and toddlers with IFSPs for whom an evaluation and assessment and an initial IFSP meeting were conducted within Part C's 45-day timeline.</p> <p>[Compliance Indicator]</p>	<p>The Carroll County Infants and Toddlers Program data for this indicator are 49%. This represents slippage from the FFY 2005 results of 90%. The State's target for this indicator is 100%.</p>	<p>The Carroll County Infants and Toddlers Program results were significantly below the State's target for this indicator.</p> <p>MSDE expects the Carroll County Infants and Toddlers Program to fully implement improvement activities to ensure correction of noncompliance as soon as possible but in no case later than one year.</p>
<p>8A. Percent of all children exiting Part C who received timely transition planning to support the child's transition to preschool and other appropriate community services by their third birthday including:</p> <p>A. IFSP with transition steps and services.</p> <p>[Compliance Indicator]</p>	<p>The Carroll County Infants and Toddlers Program data for this indicator are 100%. The State's target for this indicator is 100%.</p>	<p>The Carroll County Infants and Toddlers Program data represent compliance for this indicator.</p> <p>MSDE looks forward to Carroll County Infants and Toddlers Program FFY 2007 data demonstrating continued compliance.</p>

Monitoring Priorities and Indicators	Status	MSDE Analysis/Next Steps
<p>8B. Percent of all children exiting Part C who received timely transition planning to support the child's transition to preschool and other appropriate community services by their third birthday including:</p> <p>B. Notification to LEA, if child potentially eligible for Part B; and</p> <p>[Compliance Indicator]</p>	<p>The Carroll County Infants and Toddlers Program data for this indicator are 100%. This was the same result reported for FFY 2005. The State's target for this indicator is 100%.</p>	<p>The Carroll County Infants and Toddlers Program data represent compliance for this indicator.</p> <p>MSDE looks forward to Carroll County Infants and Toddlers Program FFY 2007 data demonstrating continued compliance.</p>
<p>8C. Percent of all children exiting Part C who received timely transition planning to support the child's transition to preschool and other appropriate community services by their third birthday including:</p> <p>C. Transition conference, if child potentially eligible for Part B.</p> <p>[Compliance Indicator]</p>	<p>The Carroll County Infants and Toddlers Program data for this indicator are 92%. This represents improvement from the FFY 2005 results of 81%. The State's target for this indicator is 100%.</p>	<p>The Carroll County Infants and Toddlers Program data did not meet the State's target for this indicator.</p> <p>MSDE expects the Carroll County Infants and Toddlers Program to fully implement improvement activities to ensure correction of noncompliance as soon as possible but in no case later than one year.</p>
<p>9. General supervision system (including monitoring, complaints, hearings, etc.) identifies and corrects noncompliance as soon as possible but in no case later than one year from identification.</p> <p>[Compliance Indicator]</p>	<p>The Carroll County Infants and Toddlers Program had a Corrective Action Plan due in indicator 7.</p>	<p>The Carroll County Infants and Toddlers Program corrected non-compliance.</p>

Monitoring Priorities and Indicators	Status	MSDE Analysis/Next Steps
<p>14. State reported data (618 and State Performance Plan and Annual Performance Report) are timely and accurate.</p> <p>[Compliance Indicator]</p>	<p>Carroll County Infants and Toddlers Program submitted 618 data and Semi-Annual Program Report in a timely and accurate manner.</p> <p>Submission of the Final Program Report was accurate but not timely.</p>	<p>Carroll County Infants and Toddlers data met the State's target for the accurate submission of required 618 data and program reports for FFY 2006. The late submission of the Final Program Report represents the untimely submission of data.</p> <p>MSDE expects Carroll County Infants and Toddlers Program's submission of required FFY 2007 data to be timely and accurate.</p>



Nancy S. Grasmick
State Superintendent of Schools

200 West Baltimore Street • Baltimore, MD 21201 • 410-767-0100 • 410-333-6442 TTY/TDD

August 4, 2008

Mr. Henry Shaffer
Interim Superintendent
Cecil County Public Schools
201 Booth Street
Elkton, Maryland 21921

Dear Mr. Shaffer:

The Individuals with Disabilities Education Act 2004 (IDEA) focuses on each state's accountability on the State Performance Plan (SPP) indicators defined by the Office of Special Education Programs (OSEP). OSEP reviews each state's SPP and Annual Performance Report (APR) annually. Using the information obtained through review of the APR and other data sources, OSEP evaluates each state's performance on these indicators, and assigns each state to one of four levels of determination: Meets Requirements, Needs Assistance, Needs Intervention, or Needs Substantial Intervention. The determinations required under the federal statute are part of the on-going efforts to improve results for children and youth with disabilities. On June 6, 2008 OSEP issued its determination letters to each state's lead agency for Part C on the implementation of IDEA for Federal Fiscal Year (FFY) 2006, the 2006-2007 academic year. OSEP notified the Maryland State Department of Education (MSDE) that Maryland's Part C Determination was at the level of Meets Requirements.

Pursuant to 20 U.S.C. §1416(a)(1)(C)(i), states are required to assign these same levels of determination annually under §1416(d) to each local Infants and Toddlers Program based on performance. In accordance with §1416(e) of IDEA 2004, states must use one of the following four categories to assign a determination to each local Infants and Toddlers Program: Meets Requirements, Needs Assistance, Needs Intervention, and Needs Substantial Intervention.

The MSDE, Division of Special Education/Early Intervention Services, uses a results-based rubric on specific indicators to rate each public agency's performance in meeting the State's targets as defined by the SPP for Part C. Attached is a document entitled "*Overview - Part C and Part B Public Agency Determinations*" that lists the Part C indicators considered in making determinations. MSDE carefully considered all aspects of this process. Based on available data, as well as information obtained through monitoring and complaint investigations, the Cecil County Infants and Toddlers Program has been determined to be **Needs Assistance**.

Mr. Henry Shaffer
August 4, 2008
Page Two

Specific factors affecting MSDE's determination that Cecil County Infants and Toddlers Program **Needs Assistance** include: (1) Meeting State targets for Performance Indicators 2 and 6; (2) Demonstrating substantial compliance for four of six Compliance Indicators (1, 8a, 8b, 8c, and 14), with data in Indicator 7 below 85%; and (3) Findings for noncompliance identified in FFY 2005 were corrected within timelines in FFY 2006.

Attached to this letter are copies of the following documents:

- Overview – Part C and Part B Public Agency Determinations;
- Part C Local Determination Scoring Criteria;
- Part C Local Determination Table; and
- Part C Local Determination Framework for Technical Assistance and Intervention.

The "Part C Local Determination Table" provides an analysis of the Cecil County Infants and Toddlers Program data. The "Part C Local Determination Framework for Technical Assistance and Intervention" provides additional information relative to technical assistance and support available to your local Infants and Toddlers Program.

Please be advised that in accordance with 20 U.S.C. §1416(e) and 34 C. F. R. §§300.600 and 300.604, if a local Infants and Toddlers Program is determined to be **Needs Assistance** for two consecutive years, MSDE must take one or more of the following actions: 1) advise the local Infants and Toddlers Program of available sources of technical assistance that may help the local program address the areas in which the local Infants and Toddlers Program needs assistance; 2) direct the use of federal funds to the area or area(s) the local Infants and Toddlers Program needs assistance; or 3) identify the local Infants and Toddlers Program as a high-risk grantee and impose special conditions on the local Infants and Toddlers Program's IDEA Part C grant award.

As you know, the State must report annually to the public on the performance of each local school system on the targets in the SPP under IDEA. The public may access information about Maryland's performance at <http://mdideareport.org>. The requirement for public reporting on local school system performance is a critical provision in ensuring accountability focusing on improved results for students with disabilities. MSDE will continue to provide technical assistance opportunities as you work to improve performance under Part C of the IDEA. If you have any feedback on our past technical assistance efforts or the need for guidance, we would be happy to hear from you as we work to develop further mechanisms to support local improvement activities.

Mr. Henry Shaffer
August 4, 2008
Page Three

The MSDE is committed to supporting the efforts of the Cecil County Infants and Toddlers Program to improve results for students with disabilities. If you have any questions, would like to discuss this further, or want to request technical assistance, please do not hesitate to call me at 410-767-0238.

Sincerely,



Carol Ann Baglin, Ed. D.
Assistant State Superintendent
Division of Special Education/
Early Intervention Services

CAB/DM

attachments

c: Nancy S. Grasmick
Mark Zawislak
Rich Wilkinson
Branch/Section Chiefs

Cecil County Infants and Toddlers Program

Part C Local Determination Table

Federal Fiscal Year (FFY 2006)

July 1, 2006 through June 30, 2007

Monitoring Priorities and Indicators	Status	MSDE Analysis/Next Steps
<p>1. Percent of infants and toddlers with IFSPs who receive the early intervention services on their IFSPs in a timely manner. [Compliance Indicator]</p>	<p>The Cecil County Infants and Toddlers Program data for this indicator are 100%. This represents an improvement from the FFY 2005 results of 99%. The State's target for this indicator is 100%.</p>	<p>The Cecil County Infants and Toddlers Program data represent compliance for this indicator. MSDE looks forward to Cecil County Infants and Toddlers Program FFY 2007 data demonstrating continued compliance.</p>
<p>2. Percent of infants and toddlers with IFSPs who primarily receive early intervention services in the home or programs for typically developing children. [Results Indicator]</p>	<p>The Cecil County Infants and Toddlers Program data for this indicator are 100.0%. This was the same result reported for FFY 2005. The State's target is 89%.</p>	<p>The Cecil County Infants and Toddlers Program data met the State's target for this indicator. MSDE looks forward to Cecil County Infants and Toddler Program FFY 2007 data demonstrating continued success.</p>
<p>5. Percent of infants and toddlers birth to 1 with IFSPs compared to: A. Other States with similar eligibility definitions; and B. National data. [Results Indicator]</p>	<p>The Cecil County Infants and Toddlers Program data for this indicator are 0.97%. This represents slippage from the FFY 2005 results of 1.55%. The State's target is 1.50%.</p>	<p>The Cecil County Infants and Toddlers Program results were significantly below the State's target for this indicator. MSDE expects the Cecil County Infants and Toddlers Program to fully implement improvement activities to ensure results that meet the State's target.</p>

Monitoring Priorities and Indicators	Status	MSDE Analysis/Next Steps
<p>6. Percent of infants and toddlers birth to 3 with IFSPs compared to:</p> <p>A. Other States with similar eligibility definitions; and</p> <p>B. National data.</p> <p>[Results Indicator]</p>	<p>The Cecil County Infants and Toddlers Program data for this indicator are 3.40%. This represents improvement from the FFY 2005 results of 2.75%. The State's target for this indicator is 2.88%.</p>	<p>The Cecil County Infants and Toddlers Program data met the State's target for this indicator.</p> <p>MSDE looks forward to Cecil County Infants and Toddler Program FFY 2007 data demonstrating continued success.</p>
<p>7. Percent of eligible infants and toddlers with IFSPs for whom an evaluation and assessment and an initial IFSP meeting were conducted within Part C's 45-day timeline.</p> <p>[Compliance Indicator]</p>	<p>The Cecil County Infants and Toddlers Program data for this indicator are 76%. This represents slippage from the FFY 2005 results of 92%. The State's target for this indicator is 100%.</p>	<p>The Cecil County Infants and Toddlers Program results were significantly below the State's target for this indicator.</p> <p>MSDE expects the Cecil County Infants and Toddlers Program to fully implement improvement activities to ensure correction of noncompliance as soon as possible but in no case later than one year.</p>
<p>8A. Percent of all children exiting Part C who received timely transition planning to support the child's transition to preschool and other appropriate community services by their third birthday including:</p> <p>A. IFSP with transition steps and services.</p> <p>[Compliance Indicator]</p>	<p>The Cecil County Infants and Toddlers Program data for this indicator are 100%. The State's target for this indicator is 100%.</p>	<p>The Cecil County Infants and Toddlers Program data represent compliance for this indicator.</p> <p>MSDE looks forward to Cecil County Infants and Toddlers Program FFY 2007 data demonstrating continued compliance.</p>

Monitoring Priorities and Indicators	Status	MSDE Analysis/Next Steps
<p>8B. Percent of all children exiting Part C who received timely transition planning to support the child's transition to preschool and other appropriate community services by their third birthday including:</p> <p>B. Notification to LEA, if child potentially eligible for Part B; and</p> <p>[Compliance Indicator]</p>	<p>The Cecil County Infants and Toddlers Program data for this indicator are 100%. This was the same result reported for FFY 2005. The State's target for this indicator is 100%.</p>	<p>The Cecil County Infants and Toddlers Program data represent compliance for this indicator.</p> <p>MSDE looks forward to Cecil County Infants and Toddlers Program FFY 2007 data demonstrating continued compliance.</p>
<p>8C. Percent of all children exiting Part C who received timely transition planning to support the child's transition to preschool and other appropriate community services by their third birthday including:</p> <p>C. Transition conference, if child potentially eligible for Part B.</p> <p>[Compliance Indicator]</p>	<p>The Cecil County Infants and Toddlers Program data for this indicator are 86%. This represents slippage from the FFY 2005 results of 97%. The State's target for this indicator is 100%.</p>	<p>The Cecil County Infants and Toddlers Program data did not meet the State's target for this indicator.</p> <p>MSDE expects the Cecil County Infants and Toddlers Program to fully implement improvement activities to ensure correction of noncompliance as soon as possible but in no case later than one year.</p>
<p>9. General supervision system (including monitoring, complaints, hearings, etc.) identifies and corrects noncompliance as soon as possible but in no case later than one year from identification.</p> <p>[Compliance Indicator]</p>	<p>The Cecil County Infants and Toddlers Program had a Corrective Action Plan due in indicator 7.</p>	<p>The Cecil County Infants and Toddlers Program corrected non-compliance.</p>

Monitoring Priorities and Indicators	Status	MSDE Analysis/Next Steps
<p>14. State reported data (618 and State Performance Plan and Annual Performance Report) are timely and accurate. [Compliance Indicator]</p>	<p>Cecil County Infants and Toddlers Program submitted 618 data and program reports in a timely and accurate manner.</p>	<p>Cecil County Infants and Toddlers data met the State's target for the timely and accurate submission of required 618 data and program reports for FFY 2006. MSDE expects Cecil County Infants and Toddlers Program's submission of required FFY 2007 data to be timely and accurate.</p>



Nancy S. Grasmick
State Superintendent of Schools

200 West Baltimore Street • Baltimore, MD 21201 • 410-767-0100 • 410-333-6442 TTY/TDD

August 4, 2008

Chinnadurai Devadson, M.D.
Health Officer
Charles County Health Department
4545 Crain Highway, P.O. Box 1050
White Plains, MD 20695

Dear Dr. Devadson:

The Individuals with Disabilities Education Act 2004 (IDEA) focuses on each state's accountability on the State Performance Plan (SPP) indicators defined by the Office of Special Education Programs (OSEP). OSEP reviews each state's SPP and Annual Performance Report (APR) annually. Using the information obtained through review of the APR and other data sources, OSEP evaluates each state's performance on these indicators, and assigns each state to one of four levels of determination: Meets Requirements, Needs Assistance, Needs Intervention, or Needs Substantial Intervention. The determinations required under the federal statute are part of the on-going efforts to improve results for children and youth with disabilities. On June 6, 2008 OSEP issued its determination letters to each state's lead agency for Part C on the implementation of IDEA for Federal Fiscal Year (FFY) 2006, the 2006-2007 fiscal year. OSEP notified the Maryland State Department of Education (MSDE) that Maryland's Part C Determination was at the level of Meets Requirements.

Pursuant to 20 U.S.C. §1416(a)(1)(C)(i), states are required to assign these same levels of determination annually under §1416(d) to each local Infants and Toddlers Program based on performance. In accordance with §1416(e) of IDEA 2004, states must use one of the following four categories to assign a determination to each local Infants and Toddlers Program: Meets Requirements, Needs Assistance, Needs Intervention, and Needs Substantial Intervention.

The MSDE, Division of Special Education/Early Intervention Services, uses a results-based rubric on specific indicators to rate each public agency's performance in meeting the State's targets as defined by the SPP for Part C. Attached is a document entitled "*Overview - Part C and Part B Public Agency Determinations*" that lists the Part C indicators included in making determinations. MSDE carefully considered all aspects of this process. Based on available data, as well as information obtained through monitoring and complaint investigations, the Charles County Infants and Toddlers Program has been determined to be **Meets Requirements**.

Dr. Chinnadurai Devadson
August 4, 2008
Page Two

Specific factors affecting MSDE's determination that the Charles County Infants and Toddlers Program **Meets Requirements** include: (1) Meeting State target for Indicator 2; (2) Demonstrating substantial compliance for five of six Compliance Indicators (1, 7, 8a, 8b, and 14); and (3) Findings of noncompliance identified by the State in FFY 2005 were corrected within timelines in FFY 06.

Attached to this letter are copies of the following documents:

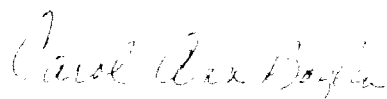
- Overview – Part C and Part B Public Agency Determinations;
- Part C Local Determination Scoring Criteria;
- Part C Local Determination Table; and
- Part C Local Determination Framework for Technical Assistance and Intervention.

The "Part C Local Determination Table" provides an analysis of the Charles County Infants and Toddlers Program data. The "Part C Local Determination Framework for Technical Assistance and Intervention" provides additional information relative to technical assistance and support available to your local Infants and Toddlers Program.

As you know, the State must report annually to the public on the performance of each local Infants and Toddlers Program on the targets in the SPP under IDEA. The public may access the information about Maryland's performance at <http://mdideareport.org>. The requirement for public reporting on local Infants and Toddlers Program performance is a critical provision in ensuring accountability focusing on improved results for infants and toddlers with disabilities and their families. MSDE will continue to provide technical assistance opportunities as you work to improve performance under Part C of the IDEA. If you have any feedback on our past technical assistance efforts or the need for guidance, we would be happy to hear from you as we work to develop further mechanisms to support local improvement activities.

The MSDE is committed to supporting the efforts of the Charles County Infants and Toddlers Program to improve results for infants and toddlers with disabilities and their families. If you have any questions, would like to discuss this further, or want to request technical assistance, please do not hesitate to call me at 410-767-0238.

Sincerely,



Carol Ann Baglin, Ed. D.
Assistant State Superintendent
Division of Special Education/
Early Intervention Services

CAB/dm
attachments

c: Nancy S. Grasmick
Linda Blake
June Castro
Branch/Section Chiefs

Charles County Infants and Toddlers Program

Part C Local Determination Table

Federal Fiscal Year (FFY 2006)

July 1, 2006 through June 30, 2007

Monitoring Priorities and Indicators	Status	MSDE Analysis/Next Steps
1. Percent of infants and toddlers with IFSPs who receive the early intervention services on their IFSPs in a timely manner. [Compliance Indicator]	The Charles County Infants and Toddlers Program data for this indicator are 100%. This was an improvement from the FFY 2005 results of 98%. The State's target for this indicator is 100%.	The Charles County Infants and Toddlers Program data represent compliance for this indicator. MSDE looks forward to Charles County Infants and Toddlers Program FFY 2007 data demonstrating continued compliance.
2. Percent of infants and toddlers with IFSPs who primarily receive early intervention services in the home or programs for typically developing children. [Results Indicator]	The Charles County Infants and Toddlers Program data for this indicator are 98.6%. This represents improvement from the FFY 2005 data of 98.4%. The State's target is 89%.	The Charles County Infants and Toddlers Program data met the State's target for this indicator. MSDE looks forward to Charles County Infants and Toddlers Program FFY 2007 data demonstrating continued success.
5. Percent of infants and toddlers birth to 1 with IFSPs compared to: A. Other States with similar eligibility definitions; and B. National data. [Results Indicator]	The Charles County Infants and Toddlers Program data for this indicator are 1.31%. This represents improvement from the FFY 2005 data of 0.82%. The State's target is 1.50%.	The Charles County Infants and Toddlers Program data did not meet the State's target for this indicator. MSDE expects the Charles County Infants and Toddlers Program to fully implement improvement activities to ensure results that meet the State's target.

Monitoring Priorities and Indicators	Status	MSDE Analysis/Next Steps
<p>6. Percent of infants and toddlers birth to 3 with IFSPs compared to:</p> <p>A. Other States with similar eligibility definitions; and</p> <p>B. National data.</p> <p>[Results Indicator]</p>	<p>The Charles County Infants and Toddlers Program data for this indicator are 2.52%. This represents improvement from the FFY 2005 data of 2.11%. The State's target for this indicator is 2.88%.</p>	<p>The Charles County Infants and Toddlers Program data did not meet the State's target for this indicator.</p> <p>MSDE expects the Charles County Infants and Toddlers Program to fully implement improvement activities to ensure results that meet the State's target.</p>
<p>7. Percent of eligible infants and toddlers with IFSPs for whom an evaluation and assessment and an initial IFSP meeting were conducted within Part C's 45-day timeline.</p> <p>[Compliance Indicator]</p>	<p>The Charles County Infants and Toddlers Program data for this indicator are 99%. This represents slight slippage from the FFY 2005 results of 100%. The State's target for this indicator is 100%.</p>	<p>The Charles County Infants and Toddlers Program data represent substantial compliance for this indicator.</p> <p>MSDE looks forward to Charles County Infants and Toddlers Program FFY 2007 data demonstrating 100% compliance.</p>
<p>8A. Percent of all children exiting Part C who received timely transition planning to support the child's transition to preschool and other appropriate community services by their third birthday including:</p> <p>A. IFSP with transition steps and services.</p> <p>[Compliance Indicator]</p>	<p>The Charles County Infants and Toddlers Program data for this indicator are 100%. The State's target for this indicator is 100%.</p>	<p>The Charles County Infants and Toddlers Program data represent compliance for this indicator.</p> <p>MSDE looks forward to Charles County Infants and Toddlers Program FFY 2007 data demonstrating continued compliance.</p>

Monitoring Priorities and Indicators	Status	MSDE Analysis/Next Steps
<p>8B. Percent of all children exiting Part C who received timely transition planning to support the child's transition to preschool and other appropriate community services by their third birthday including:</p> <p>B. Notification to LEA, if child potentially eligible for Part B; and</p> <p>[Compliance Indicator]</p>	<p>The Charles County Infants and Toddlers Program data for this indicator are 100%. This was the same result reported for FFY 2005. The State's target for this indicator is 100%.</p>	<p>The Charles County Infants and Toddlers Program data represent compliance for this indicator.</p> <p>MSDE looks forward to Charles County Infants and Toddlers Program FFY 2007 data demonstrating continued compliance.</p>
<p>8C. Percent of all children exiting Part C who received timely transition planning to support the child's transition to preschool and other appropriate community services by their third birthday including:</p> <p>C. Transition conference, if child potentially eligible for Part B.</p> <p>[Compliance Indicator]</p>	<p>The Charles County Infants and Toddlers Program data for this indicator are 94%. This represents slippage from the FFY 2005 results of 96%. The State's target for this indicator is 100%.</p>	<p>The Charles County Infants and Toddlers Program data did not meet the State's target for this indicator.</p> <p>MSDE expects the Charles County Infants and Toddlers Program to fully implement improvement activities to ensure correction of noncompliance as soon as possible but in no case later than one year.</p>
<p>9. General supervision system (including monitoring, complaints, hearings, etc.) identifies and corrects noncompliance as soon as possible but in no case later than one year from identification.</p> <p>[Compliance Indicator]</p>	<p>The Charles County Infants and Toddlers Program had no Corrective Action Plans due for FFY 2006.</p>	<p>MSDE looks forward to Charles County Infants and Toddlers Program FFY 2007 data demonstrating continued success.</p>

Monitoring Priorities and Indicators	Status	MSDE Analysis/Next Steps
<p>14. State reported data (618 and State Performance Plan and Annual Performance Report) are timely and accurate.</p> <p>[Compliance Indicator]</p>	<p>Charles County Infants and Toddlers Program submitted 618 data and program reports in a timely and accurate manner.</p>	<p>Charles County Infants and Toddlers data met the State's target for the timely and accurate submission of required 618 data and program reports for FFY 2006.</p> <p>MSDE expects Charles County Infants and Toddlers Program's submission of required FFY 2007 data to be timely and accurate.</p>



Nancy S. Grasmick
State Superintendent of Schools

200 West Baltimore Street • Baltimore, MD 21201 • 410-767-0100 • 410-333-6442 TTY/TDD

August 4, 2008

Dr. Frederic Hildebrand
Superintendent
Dorchester County Public Schools
P.O. Box 619
Cambridge, MD 21613

Dear Dr. Hildebrand:

The Individuals with Disabilities Education Act 2004 (IDEA) focuses on each state's accountability on the State Performance Plan (SPP) indicators defined by the Office of Special Education Programs (OSEP). OSEP reviews each state's SPP and Annual Performance Report (APR) annually. Using the information obtained through review of the APR and other data sources, OSEP evaluates each state's performance on these indicators, and assigns each state to one of four levels of determination: Meets Requirements, Needs Assistance, Needs Intervention, or Needs Substantial Intervention. The determinations required under the federal statute are part of the on-going efforts to improve results for children and youth with disabilities. On June 6, 2008 OSEP issued its determination letters to each state's lead agency for Part C on the implementation of IDEA for Federal Fiscal Year (FFY) 2006, the 2006-2007 fiscal year. OSEP notified the Maryland State Department of Education (MSDE) that Maryland's Part C Determination was at the level of Meets Requirements.

Pursuant to 20 U.S.C. §1416(a)(1)(C)(i), states are required to assign these same levels of determination annually under §1416(d) to each local Infants and Toddlers Program based on performance. In accordance with §1416(e) of IDEA 2004, states must use one of the following four categories to assign a determination to each local Infants and Toddlers Program: Meets Requirements, Needs Assistance, Needs Intervention, and Needs Substantial Intervention.

The MSDE, Division of Special Education/Early Intervention Services, uses a results-based rubric on specific indicators to rate each public agency's performance in meeting the State's targets as defined by the SPP for Part C. Attached is a document entitled "*Overview - Part C and Part B Public Agency Determinations*" that lists the Part C indicators included in making determinations. MSDE carefully considered all aspects of this process. Based on available data, as well as information obtained through monitoring and complaint investigations, the Dorchester County Infants and Toddlers Program has been determined to be **Meets Requirements**.

Dr. Frederic Hildebrand
August 4, 2008
Page Two

Specific factors affecting MSDE's determination that the Dorchester County Infants and Toddlers Program **Meets Requirements** include: (1) Meeting State targets for Indicators 2, 5, and 6; (2) Demonstrating substantial compliance for five of six Compliance Indicators (1, 8a, 8b, 8c, and 14); and (3) Findings of noncompliance identified by the State in FFY 2005 were corrected within timelines in FFY 06.

Attached to this letter are copies of the following documents:


- Overview – Part C and Part B Public Agency Determinations;
- Part C Local Determination Scoring Criteria;
- Part C Local Determination Table; and
- Part C Local Determination Framework for Technical Assistance and Intervention.

The "Part C Local Determination Table" provides an analysis of the Dorchester County Infants and Toddlers Program data. The "Part C Local Determination Framework for Technical Assistance and Intervention" provides additional information relative to technical assistance and support available to your local Infants and Toddlers Program.

As you know, the State must report annually to the public on the performance of each local Infants and Toddlers Program on the targets in the SPP under IDEA. The public may access the information about Maryland's performance at <http://mdideareport.org>. The requirement for public reporting on local Infants and Toddlers Program performance is a critical provision in ensuring accountability focusing on improved results for infants and toddlers with disabilities and their families. MSDE will continue to provide technical assistance opportunities as you work to improve performance under Part C of the IDEA. If you have any feedback on our past technical assistance efforts or the need for guidance, we would be happy to hear from you as we work to develop further mechanisms to support local improvement activities.

The MSDE is committed to supporting the efforts of the Dorchester County Infants and Toddlers Program to improve results for infants and toddlers with disabilities and their families. If you have any questions, would like to discuss this further, or want to request technical assistance, please do not hesitate to call me at 410-767-0238.

Sincerely,



Carol Ann Baglin, Ed. D.
Assistant State Superintendent
Division of Special Education/
Early Intervention Services

CAB/dm
attachments

c: Nancy S. Grasmick
Donna Greenleaf
Branch/Section Chiefs

Dorchester County Infants and Toddlers Program

Part C Local Determination Table

Federal Fiscal Year (FFY 2006)

July 1, 2006 through June 30, 2007

Monitoring Priorities and Indicators	Status	MSDE Analysis/Next Steps
1. Percent of infants and toddlers with IFSPs who receive the early intervention services on their IFSPs in a timely manner. [Compliance Indicator]	The Dorchester County Infants and Toddlers Program data for this indicator are 100%. This was the same result reported for FFY 2005. This data meet the State's target of 100%.	The Dorchester County Infants and Toddlers Program data represent compliance for this indicator. MSDE looks forward to Dorchester County Infants and Toddlers Program FFY 2007 data demonstrating continued compliance.
2. Percent of infants and toddlers with IFSPs who primarily receive early intervention services in the home or programs for typically developing children. [Results Indicator]	The Dorchester County Infants and Toddlers Program data for this indicator are 98.2%. This represents slippage from the FFY 2005 data of 100%. The State's target is 89%.	The Dorchester County Infants and Toddlers Program data met the State's target for this indicator. MSDE looks forward to Dorchester County Infants and Toddlers Program FFY 2007 data demonstrating continued success.
5. Percent of infants and toddlers birth to 1 with IFSPs compared to: A. Other States with similar eligibility definitions; and B. National data. [Results Indicator]	The Dorchester County Infants and Toddlers Program data for this indicator are 4.85%. This represents improvement from the FFY 2005 results of 3.17%. The State's target for this indicator is 1.50%.	The Dorchester County Infants and Toddlers Program data met the State's target for this indicator. MSDE looks forward to Dorchester County Infants and Toddlers Program FFY 2007 data demonstrating continued success.

Monitoring Priorities and Indicators	Status	MSDE Analysis/Next Steps
<p>6. Percent of infants and toddlers birth to 3 with IFSPs compared to:</p> <p>A. Other States with similar eligibility definitions; and</p> <p>B. National data.</p> <p>[Results Indicator]</p>	<p>The Dorchester County Infants and Toddlers Program data for this indicator are 5.17%. This represents improvement from the FFY 2005 results of 5.08%. The State's target for this indicator is 2.88%.</p>	<p>The Dorchester County Infants and Toddlers Program data met the State's target for this indicator.</p> <p>MSDE looks forward to Dorchester County Infants and Toddlers Program FFY 2007 data demonstrating continued success.</p>
<p>7. Percent of eligible infants and toddlers with IFSPs for whom an evaluation and assessment and an initial IFSP meeting were conducted within Part C's 45-day timeline.</p> <p>[Compliance Indicator]</p>	<p>The Dorchester County Infants and Toddlers Program data for this indicator are 93%. This was the same result reported for FFY 2005. The State's target for this indicator is 100%.</p>	<p>The Dorchester County Infants and Toddlers Program data did not meet the State's target for this indicator.</p> <p>MSDE expects the Dorchester County Infants and Toddlers Program to fully implement improvement activities to ensure correction of noncompliance as soon as possible but in no case later than one year.</p>
<p>8A. Percent of all children exiting Part C who received timely transition planning to support the child's transition to preschool and other appropriate community services by their third birthday including:</p> <p>A. IFSP with transition steps and services.</p> <p>[Compliance Indicator]</p>	<p>The Dorchester County Infants and Toddlers Program data for this indicator are 100%. This data meet the State's target of 100%.</p>	<p>The Dorchester County Infants and Toddlers Program data represent compliance for this indicator.</p> <p>MSDE looks forward to Dorchester County Infants and Toddlers Program FFY 2007 data demonstrating continued compliance.</p>

Monitoring Priorities and Indicators	Status	MSDE Analysis/Next Steps
<p>8B. Percent of all children exiting Part C who received timely transition planning to support the child's transition to preschool and other appropriate community services by their third birthday including:</p> <p>B. Notification to LEA, if child potentially eligible for Part B; and</p> <p>[Compliance Indicator]</p>	<p>The Dorchester County Infants and Toddlers Program data for this indicator are 100%. This was the same result reported for FFY 2005. This data meet the State's target of 100%.</p>	<p>The Dorchester County Infants and Toddlers Program data represent compliance for this indicator.</p> <p>MSDE looks forward to Dorchester County Infants and Toddlers Program FFY 2007 data demonstrating continued compliance.</p>
<p>8C. Percent of all children exiting Part C who received timely transition planning to support the child's transition to preschool and other appropriate community services by their third birthday including:</p> <p>C. Transition conference, if child potentially eligible for Part B.</p> <p>[Compliance Indicator]</p>	<p>The Dorchester County Infants and Toddlers Program data for this indicator are 100%. This represents improvement from the FFY 2005 result of 90%. This data meet the State's target of 100%.</p>	<p>The Dorchester County Infants and Toddlers Program data represent compliance for this indicator.</p> <p>MSDE looks forward to Dorchester County Infants and Toddlers Program FFY 2007 data demonstrating continued compliance.</p>
<p>9. General supervision system (including monitoring, complaints, hearings, etc.) identifies and corrects noncompliance as soon as possible but in no case later than one year from identification.</p> <p>[Compliance Indicator]</p>	<p>The Dorchester County Infants and Toddlers Program had no Corrective Action Plans due for FFY 2006.</p>	<p>MSDE looks forward to Dorchester County Infants and Toddlers Program FFY 2007 data demonstrating continued success.</p>

Monitoring Priorities and Indicators	Status	MSDE Analysis/Next Steps
<p>14. State reported data (618 and State Performance Plan and Annual Performance Report) are timely and accurate.</p> <p>[Compliance Indicator]</p>	<p>Dorchester County Infants and Toddlers Program submitted 618 data and program reports in a timely and accurate manner.</p>	<p>Dorchester County Infants and Toddlers data met the State's target for the timely and accurate submission of required 618 data and program reports for FFY 2006.</p> <p>MSDE expects Dorchester County Infants and Toddlers Program's submission of required FFY 2007 data to be timely and accurate.</p>



Nancy S. Grasmick
State Superintendent of Schools

200 West Baltimore Street • Baltimore, MD 21201 • 410-767-0100 • 410-333-6442 TTY/TDD

August 4, 2008

Barbara Brookmyer, M.D., M.P.H.
Health Officer
Frederick County Health Department
350 Montevue Lane
Frederick, MD 21702

Dear Dr. Brookmyer:

The Individuals with Disabilities Education Act 2004 (IDEA) focuses on each state's accountability on the State Performance Plan (SPP) indicators defined by the Office of Special Education Programs (OSEP). OSEP reviews each state's SPP and Annual Performance Report (APR) annually. Using the information obtained through review of the APR and other data sources, OSEP evaluates each state's performance on these indicators, and assigns each state to one of four levels of determination: Meets Requirements, Needs Assistance, Needs Intervention, or Needs Substantial Intervention. The determinations required under the federal statute are part of the on-going efforts to improve results for children and youth with disabilities. On June 6, 2008 OSEP issued its determination letters to each state's lead agency for Part C on the implementation of IDEA for Federal Fiscal Year (FFY) 2006, the 2006-2007 fiscal year. OSEP notified the Maryland State Department of Education (MSDE) that Maryland's Part C Determination was at the level of Meets Requirements.

Pursuant to 20 U.S.C. §1416(a)(1)(C)(i), states are required to assign these same levels of determination annually under §1416(d) to each local Infants and Toddlers Program based on performance. In accordance with §1416(e) of IDEA 2004, states must use one of the following four categories to assign a determination to each local Infants and Toddlers Program: Meets Requirements, Needs Assistance, Needs Intervention, and Needs Substantial Intervention.

The MSDE, Division of Special Education/Early Intervention Services, uses a results-based rubric on specific indicators to rate each public agency's performance in meeting the State's targets as defined by the SPP for Part C. Attached is a document entitled "*Overview - Part C and Part B Public Agency Determinations*" that lists the Part C indicators included in making determinations. MSDE carefully considered all aspects of this process. Based on available data, as well as information obtained through monitoring and complaint investigations, the Frederick County Infants and Toddlers Program has been determined to be **Meets Requirements**.

Dr. Barbara Brookmyer
August 4, 2008
Page Two

Specific factors affecting MSDE's determination that the Frederick County Infants and Toddlers Program **Meets Requirements** include: (1) Meeting State target for Indicator 2; (2) Demonstrating substantial compliance for six of six Compliance Indicators (1, 7, 8a, 8b, 8c, and 14); and (3) Findings of noncompliance identified by the State in FFY 2005 were corrected within timelines in FFY 06.

Attached to this letter are copies of the following documents:

- Overview – Part C and Part B Public Agency Determinations;
- Part C Local Determination Scoring Criteria;
- Part C Local Determination Table; and
- Part C Local Determination Framework for Technical Assistance and Intervention.

The "Part C Local Determination Table" provides an analysis of the Frederick County Infants and Toddlers Program data. The "Part C Local Determination Framework for Technical Assistance and Intervention" provides additional information relative to technical assistance and support available to your local Infants and Toddlers Program.

As you know, the State must report annually to the public on the performance of each local Infants and Toddlers Program on the targets in the SPP under IDEA. The public may access the information about Maryland's performance at <http://mdideareport.org>. The requirement for public reporting on local Infants and Toddlers Program performance is a critical provision in ensuring accountability focusing on improved results for infants and toddlers with disabilities and their families. MSDE will continue to provide technical assistance opportunities as you work to improve performance under Part C of the IDEA. If you have any feedback on our past technical assistance efforts or the need for guidance, we would be happy to hear from you as we work to develop further mechanisms to support local improvement activities.

The MSDE is committed to supporting the efforts of the Frederick County Infants and Toddlers Program to improve results for infants and toddlers with disabilities and their families. If you have any questions, would like to discuss this further, or want to request technical assistance, please do not hesitate to call me at 410-767-0238.

Sincerely,



Carol Ann Baglin, Ed. D.
Assistant State Superintendent
Division of Special Education/
Early Intervention Services

CAB/dm
attachments

c: Nancy S. Grasmick
Monica Grant
Branch/Section Chiefs

Frederick County Infants and Toddlers Program

Part C Local Determination Table

Federal Fiscal Year (FFY 2006)

July 1, 2006 through June 30, 2007

Monitoring Priorities and Indicators	Status	MSDE Analysis/Next Steps
1. Percent of infants and toddlers with IFSPs who receive the early intervention services on their IFSPs in a timely manner. [Compliance Indicator]	The Frederick County Infants and Toddlers Program data for this indicator are 99%. This was a slight slippage from the FFY 2005 results of 100%. The State's target for this indicator is 100%.	The Frederick County Infants and Toddlers Program data represent substantial compliance for this indicator. MSDE looks forward to Frederick County Infants and Toddlers Program FFY 2007 data demonstrating 100% compliance.
2. Percent of infants and toddlers with IFSPs who primarily receive early intervention services in the home or programs for typically developing children. [Results Indicator]	The Frederick County Infants and Toddlers Program data for this indicator are 96.9%. This represents improvement from the FFY 2005 data of 95.9%. The State's target is 89%.	The Frederick County Infants and Toddlers Program data met the State's target for this indicator. MSDE looks forward to Frederick County Infants and Toddler Program FFY 2007 data demonstrating continued success.
5. Percent of infants and toddlers birth to 1 with IFSPs compared to: A. Other States with similar eligibility definitions; and B. National data. [Results Indicator]	The Frederick County Infants and Toddlers Program data for this indicator are 1.35%. This represents slight slippage from the FFY 2005 results of 1.40%. The State's target is 1.50%.	The Frederick County Infants and Toddlers Program data did not meet the State's target for this indicator. MSDE expects the Frederick County Infants and Toddlers Program to fully implement improvement activities to ensure results that meet the State's target.

Monitoring Priorities and Indicators	Status	MSDE Analysis/Next Steps
<p>6. Percent of infants and toddlers birth to 3 with IFSPs compared to:</p> <p>A. Other States with similar eligibility definitions; and</p> <p>B. National data.</p> <p>[Results Indicator]</p>	<p>The Frederick County Infants and Toddlers Program data for this indicator are 2.85%. This represents improvement from the FFY 2005 results of 2.63%. The State's target for this indicator is 2.88%.</p>	<p>The Frederick County Infants and Toddlers Program data did not meet the State's target for this indicator.</p> <p>MSDE expects the Frederick County Infants and Toddlers Program to fully implement improvement activities to ensure results that meet the State's target.</p>
<p>7. Percent of eligible infants and toddlers with IFSPs for whom an evaluation and assessment and an initial IFSP meeting were conducted within Part C's 45-day timeline.</p> <p>[Compliance Indicator]</p>	<p>The Frederick County Infants and Toddlers Program data for this indicator are 99%. This was the same result reported for FFY 2005. The State's target for this indicator is 100%.</p>	<p>The Frederick County Infants and Toddlers Program data represent substantial compliance for this indicator.</p> <p>MSDE looks forward to Frederick County Infants and Toddlers Program FFY 2007 data demonstrating 100% compliance.</p>
<p>8A. Percent of all children exiting Part C who received timely transition planning to support the child's transition to preschool and other appropriate community services by their third birthday including:</p> <p>A. IFSP with transition steps and services.</p> <p>[Compliance Indicator]</p>	<p>The Frederick County Infants and Toddlers Program data for this indicator are 96%. The State's target for this indicator is 100%.</p>	<p>The Frederick County Infants and Toddlers Program data represent substantial compliance for this indicator.</p> <p>MSDE looks forward to Frederick County Infants and Toddlers Program FFY 2007 data demonstrating 100% compliance.</p>

Monitoring Priorities and Indicators	Status	MSDE Analysis/Next Steps
<p>8B. Percent of all children exiting Part C who received timely transition planning to support the child's transition to preschool and other appropriate community services by their third birthday including:</p> <p>B. Notification to LEA, if child potentially eligible for Part B; and</p> <p>[Compliance Indicator]</p>	<p>The Frederick County Infants and Toddlers Program data for this indicator are 100%. This was the same result reported for FFY 2005. The State's target for this indicator is 100%.</p>	<p>The Frederick County Infants and Toddlers Program data represent compliance for this indicator.</p> <p>MSDE looks forward to Frederick County Infants and Toddlers Program FFY 2007 data demonstrating continued compliance.</p>
<p>8C. Percent of all children exiting Part C who received timely transition planning to support the child's transition to preschool and other appropriate community services by their third birthday including:</p> <p>C. Transition conference, if child potentially eligible for Part B.</p> <p>[Compliance Indicator]</p>	<p>The Frederick County Infants and Toddlers Program data for this indicator are 98%. This was a slight slippage from the FFY 2005 results of 99%. The State's target for this indicator is 100%.</p>	<p>The Frederick County Infants and Toddlers Program data represent substantial compliance for this indicator.</p> <p>MSDE looks forward to Frederick County Infants and Toddlers Program FFY 2007 data demonstrating 100% compliance.</p>
<p>9. General supervision system (including monitoring, complaints, hearings, etc.) identifies and corrects noncompliance as soon as possible but in no case later than one year from identification.</p> <p>[Compliance Indicator]</p>	<p>The Frederick County Infants and Toddlers Program had no Corrective Action Plans due for FFY 2006.</p>	<p>MSDE looks forward to Frederick County Infants and Toddlers Program FFY 2007 data demonstrating continued success.</p>

Monitoring Priorities and Indicators	Status	MSDE Analysis/Next Steps
<p>14. State reported data (618 and State Performance Plan and Annual Performance Report) are timely and accurate. [Compliance Indicator]</p>	<p>Frederick County Infants and Toddlers Program submitted 618 data and program reports in a timely and accurate manner.</p>	<p>Frederick County Infants and Toddlers data met the State's target for the timely and accurate submission of required 618 data and program reports for FFY 2006. MSDE expects Frederick County Infants and Toddlers Program's submission of required FFY 2007 data to be timely and accurate.</p>



Nancy S. Grasmick
State Superintendent of Schools

200 West Baltimore Street • Baltimore, MD 21201 • 410-767-0100 • 410-333-6442 TTY/TDD

August 4, 2008

Ms. Crystal Stewart
President/CEO
Garrett County Partnership for Children and Families
12423 Garrett Highway
Oakland, MD 21550

Dear Ms. Stewart:

The Individuals with Disabilities Education Act 2004 (IDEA) focuses on each state's accountability on the State Performance Plan (SPP) indicators defined by the Office of Special Education Programs (OSEP). OSEP reviews each state's SPP and Annual Performance Report (APR) annually. Using the information obtained through review of the APR and other data sources, OSEP evaluates each state's performance on these indicators, and assigns each state to one of four levels of determination: Meets Requirements, Needs Assistance, Needs Intervention, or Needs Substantial Intervention. The determinations required under the federal statute are part of the on-going efforts to improve results for children and youth with disabilities. On June 6, 2008 OSEP issued its determination letters to each state's lead agency for Part C on the implementation of IDEA for Federal Fiscal Year (FFY) 2006, the 2006-2007 fiscal year. OSEP notified the Maryland State Department of Education (MSDE) that Maryland's Part C was at the level of Meets Requirements.

Pursuant to 20 U.S.C. §1416(a)(1)(C)(i), states are required to assign these same levels of determination annually under §1416(d) to each local Infants and Toddlers Program based on performance. In accordance with §1416(e) of IDEA 2004, states must use one of the following four categories to assign a determination to each local Infants and Toddlers Program: Meets Requirements, Needs Assistance, Needs Intervention, and Needs Substantial Intervention.

The MSDE, Division of Special Education/Early Intervention Services, uses a results-based rubric on specific indicators to rate each public agency's performance in meeting the State's targets as defined by the SPP for Part C. Attached is a document entitled "*Overview - Part C and Part B Public Agency Determinations*" that lists the Part C indicators considered in making determinations. MSDE carefully considered all aspects of this process. Based on available data, as well as information obtained through monitoring and complaint investigations, the Garrett County Infants and Toddlers Program has been determined to be **Needs Assistance (Year 2)**.

Ms. Crystal Stewart
August 4, 2008
Page Two

Specific factors affecting MSDE's determination that the Garrett County Infants and Toddlers Program **Needs Assistance** include: (1) Meeting State targets for Performance Indicators 2 and 5; (2) Demonstrating substantial compliance four five of six Compliance Indicators (1, 7, 8a, 8b, and 14), but significantly below the target in Indicator 8c; and (3) Findings for noncompliance identified in FFY 2005 were corrected within timelines in FFY 2006.

Attached to this letter are copies of the following documents:

- Overview – Part C and Part B Public Agency Determinations;
- Part C Local Determination Scoring Criteria;
- Part C Local Determination Table; and
- Part C Local Determination Framework for Technical Assistance and Intervention.

The "Part C Local Determination Table" provides an analysis of the Garrett County Infants and Toddlers Program data. The "Part C Local Determination Framework for Technical Assistance and Intervention" provides additional information relative to technical assistance and support available to your local school system.

The MSDE FFY 2005 determination for the Carroll County Infants and Toddlers Program was also **Needs Assistance**. In accordance with 20 U.S.C. §1416(e) and 34 C. F. R. §§300.600 and 300.604, if a local Infants and Toddlers Program is determined to be in need of assistance for two consecutive years, MSDE must take one or more of the following actions: 1) Advise the local Infants and Toddlers Program of available sources of technical assistance that may help the local Infants and Toddlers Program address the areas in which the program needs assistance; 2) Direct the use of federal funds to the area or area(s) the local Infants and Toddlers Program needs assistance; or 3) Identify the local Infants and Toddlers Program as a high-risk grantee and impose special conditions on the local Infants and Toddlers Program's IDEA Part C grant award.


In collaboration with MSDE, the Garrett County Infants and Toddlers Program is to identify the type, amount, and frequency of assistance needed to address the specific needs in Indicator 8c, (Timely Transition Planning), and Indicator 6 (Child Find 0-3). MSDE is available to consult with the local Infants and Toddlers Program by telephone, fax, email, mail, or in-person.

As you know, the State must report annually to the public on the performance of each local Infants and Toddlers Program on the targets in the SPP under IDEA. The public may access the information about Maryland's performance at <http://mdideareport.org>. The requirement for public reporting on local Infants and Toddlers Program performance is a critical provision in ensuring accountability focusing on improved results for infants and toddlers with disabilities and their families. MSDE will continue to provide technical assistance opportunities as you work to improve performance under Part C of the IDEA. If you have any feedback on our past technical assistance efforts or the need for guidance, we would be happy to hear from you as we work to develop further mechanisms to support local improvement activities.

Ms. Crystal Stewart
August 4, 2008
Page Three

The MSDE is committed to supporting the efforts of the Garrett County Infants and Toddlers Program to improve results for infants and toddlers with disabilities and their families. If you have any questions, would like to discuss this further, or want to request technical assistance, please do not hesitate to call me at 410-767-0238.

Sincerely,

A handwritten signature in cursive script that reads "Carol Ann Baglin".

Carol Ann Baglin, Ed. D.
Assistant State Superintendent
Division of Special Education/
Early Intervention Services

CAB/DM
attachments

c: Nancy S. Grasmick
Yvonne McConnell
Branch/Section Chiefs

Garrett County Infants and Toddlers Program

Part C Local Determination Table

Federal Fiscal Year (FFY 2006)

July 1, 2006 through June 30, 2007

Monitoring Priorities and Indicators	Status	MSDE Analysis/Next Steps
1. Percent of infants and toddlers with IFSPs who receive the early intervention services on their IFSPs in a timely manner. [Compliance Indicator]	The Garrett County Infants and Toddlers Program data for this indicator are 95%. This represents slight slippage from the FFY 2005 results of 100%. The State's target for this indicator is 100%.	The Garrett County Infants and Toddlers Program data represent substantial compliance for this indicator. MSDE looks forward to Garrett County Infants and Toddlers Program FFY 2007 data demonstrating 100% compliance.
2. Percent of infants and toddlers with IFSPs who primarily receive early intervention services in the home or programs for typically developing children. [Results Indicator]	The Garrett County Infants and Toddlers Program data for this indicator are 94.4%. This represents improvement from Garrett County's FFY 2005 reported data of 94.1%. The State's target is 89%	The Garrett County Infants and Toddlers Program data met the State's target for this indicator. MSDE looks forward to Garrett County Infants and Toddlers Program FFY 2007 data demonstrating continued success.
5. Percent of infants and toddlers birth to 1 with IFSPs compared to: A. Other States with similar eligibility definitions; and B. National data. [Results Indicator]	The Garrett County Infants and Toddlers Program data for this indicator are 1.53%. This represents improvement from the FFY 2005 results of 0.85%. The State's target is 1.50%.	The Garrett County Infants and Toddlers Program data met the State's target for this indicator. MSDE looks forward to Garrett County Infants and Toddlers Program FFY 2007 data demonstrating continued success.

Monitoring Priorities and Indicators	Status	MSDE Analysis/Next Steps
<p>6. Percent of infants and toddlers birth to 3 with IFSPs compared to:</p> <p>A. Other States with similar eligibility definitions; and</p> <p>B. National data.</p> <p>[Results Indicator]</p>	<p>The Garrett County Infants and Toddlers Program data for this indicator are 1.88%. This represents improvement from the FFY 2005 results of 1.32%. The State's target for this indicator is 2.88%.</p>	<p>The Garrett County Infants and Toddlers Program results were significantly below the State's target for this indicator.</p> <p>MSDE expects the Garrett County Infants and Toddlers Program to fully implement improvement activities to ensure results that meet the State's target.</p>
<p>7. Percent of eligible infants and toddlers with IFSPs for whom an evaluation and assessment and an initial IFSP meeting were conducted within Part C's 45-day timeline.</p> <p>[Compliance Indicator]</p>	<p>The Garrett County Infants and Toddlers Program data for this indicator are 100%. This is the same result reported in the FFY 2005 data. The State's target for this indicator is 100%.</p>	<p>The Garrett County Infants and Toddlers Program data represent compliance for this indicator.</p> <p>MSDE looks forward to Garrett County Infants and Toddlers Program FFY 2007 data demonstrating continued compliance.</p>
<p>8A. Percent of all children exiting Part C who received timely transition planning to support the child's transition to preschool and other appropriate community services by their third birthday including:</p> <p>A. IFSP with transition steps and services.</p> <p>[Compliance Indicator]</p>	<p>The Garrett County Infants and Toddlers Program data for this indicator are 100%. The State's target for this indicator is 100%.</p>	<p>The Garrett County Infants and Toddlers Program data represent compliance for this indicator.</p> <p>MSDE looks forward to Garrett County Infants and Toddlers Program FFY 2007 data demonstrating continued compliance.</p>

Monitoring Priorities and Indicators	Status	MSDE Analysis/Next Steps
<p>8B. Percent of all children exiting Part C who received timely transition planning to support the child's transition to preschool and other appropriate community services by their third birthday including:</p> <p>B. Notification to LEA, if child potentially eligible for Part B; and</p> <p>[Compliance Indicator]</p>	<p>The Garrett County Infants and Toddlers Program data for this indicator are 100%. This is the same result reported in the FFY 2005 data. The State's target for this indicator is 100%.</p>	<p>The Garrett County Infants and Toddlers Program data represent compliance for this indicator.</p> <p>MSDE looks forward to Garrett County Infants and Toddlers Program FFY 2007 data demonstrating continued compliance.</p>
<p>8C. Percent of all children exiting Part C who received timely transition planning to support the child's transition to preschool and other appropriate community services by their third birthday including:</p> <p>C. Transition conference, if child potentially eligible for Part B.</p> <p>[Compliance Indicator]</p>	<p>The Garrett County Infants and Toddlers Program data for this indicator are 82%. This represents improvement from the FFY 2005 results of 75%. The State's target for this indicator is 100%.</p>	<p>The Garrett County Infants and Toddlers Program results were significantly below the State's target for this indicator.</p> <p>MSDE expects the Garrett County Infants and Toddlers Program to fully implement improvement activities to ensure correction of noncompliance as soon as possible but in no case later than one year.</p>
<p>9. General supervision system (including monitoring, complaints, hearings, etc.) identifies and corrects noncompliance as soon as possible but in no case later than one year from identification.</p> <p>[Compliance Indicator]</p>	<p>The Garrett County Infants and Toddlers Program had no Corrective Action Plans due for FFY 2006.</p>	<p>MSDE looks forward to Garrett County Infants and Toddlers Program FFY 2007 data demonstrating continued success.</p>

Monitoring Priorities and Indicators	Status	MSDE Analysis/Next Steps
<p>14. State reported data (618 and State Performance Plan and Annual Performance Report) are timely and accurate. [Compliance Indicator]</p>	<p>Garret County Infants and Toddlers Program submitted 618 data and program reports in a timely and accurate manner.</p>	<p>Garrett County Infants and Toddlers data met the State's target for the timely and accurate submission of required 618 data and program reports for FFY 2006. MSDE expects Garrett County Infants and Toddlers Program's submission of required FFY 2007 data to be timely and accurate.</p>



Nancy S. Grasmick
State Superintendent of Schools

200 West Baltimore Street • Baltimore, MD 21201 • 410-767-0100 • 410-333-6442 TTY/TDD

August 4, 2008

Ms. Susan Kelly
Acting Health Officer
Harford County Health Department
P. O. Box 797
Bel Air, MD 21014

Dear Ms. Kelly:

The Individuals with Disabilities Education Act 2004 (IDEA) focuses on each state's accountability on the State Performance Plan (SPP) indicators defined by the Office of Special Education Programs (OSEP). OSEP reviews each state's SPP and Annual Performance Report (APR) annually. Using the information obtained through review of the APR and other data sources, OSEP evaluates each state's performance on these indicators, and assigns each state to one of four levels of determination: Meets Requirements, Needs Assistance, Needs Intervention, or Needs Substantial Intervention. The determinations required under the federal statute are part of the on-going efforts to improve results for children and youth with disabilities. On June 6, 2008 OSEP issued its determination letters to each state's lead agency for Part C on the implementation of IDEA for Federal Fiscal Year (FFY) 2006, the 2006-2007 fiscal year. OSEP notified the Maryland State Department of Education (MSDE) that Maryland's Part C Determination was at the level of Meets Requirements.

Pursuant to 20 U.S.C. §1416(a)(1)(C)(i), states are required to assign these same levels of determination annually under §1416(d) to each local Infants and Toddlers Program based on performance. In accordance with §1416(e) of IDEA 2004, states must use one of the following four categories to assign a determination to each local Infants and Toddlers Program: Meets Requirements, Needs Assistance, Needs Intervention, and Needs Substantial Intervention.

The MSDE, Division of Special Education/Early Intervention Services, uses a results-based rubric on specific indicators to rate each public agency's performance in meeting the State's targets as defined by the SPP for Part C. Attached is a document entitled "*Overview - Part C and Part B Public Agency Determinations*" that lists the Part C indicators included in making determinations. MSDE carefully considered all aspects of this process. Based on available data, as well as information obtained through monitoring and complaint investigations, the Harford County Infants and Toddlers Program has been determined to be **Meets Requirements**.

Ms. Susan Kelly
August 4, 2008
Page Two

Specific factors affecting MSDE's determination that the Harford County Infants and Toddlers Program **Meets Requirements** include: (1) Meeting State target for Performance Indicator 2; (2) Demonstrating substantial compliance for six of six Compliance Indicators (1, 7, 8a, 8b, 8c, and 14); and (3) Findings of noncompliance identified by the State in FFY 2005 were corrected within timelines in FFY 06.

Attached to this letter are copies of the following documents:

- Overview – Part C and Part B Public Agency Determinations;
- Part C Local Determination Scoring Criteria;
- Part C Local Determination Table; and
- Part C Local Determination Framework for Technical Assistance and Intervention.

The "Part C Local Determination Table" provides an analysis of the Harford County Infants and Toddlers Program data. The "Part C Local Determination Framework for Technical Assistance and Intervention" provides additional information relative to technical assistance and support available to your local Infants and Toddlers Program.

As you know, the State must report annually to the public on the performance of each local Infants and Toddlers Program on the targets in the SPP under IDEA. The public may access the information about Maryland's performance at <http://mdideareport.org>. The requirement for public reporting on local Infants and Toddlers Program performance is a critical provision in ensuring accountability focusing on improved results for infants and toddlers with disabilities and their families. MSDE will continue to provide technical assistance opportunities as you work to improve performance under Part C of the IDEA. If you have any feedback on our past technical assistance efforts or the need for guidance, we would be happy to hear from you as we work to develop further mechanisms to support local improvement activities.

The MSDE is committed to supporting the efforts of the Harford County Infants and Toddlers Program to improve results for infants and toddlers with disabilities and their families. If you have any questions, would like to discuss this further, or want to request technical assistance, please do not hesitate to call me at 410-767-0238.

Sincerely,



Carol Ann Baglin, Ed. D.
Assistant State Superintendent
Division of Special Education/
Early Intervention Services

CAB/dm
attachments

c: Nancy S. Grasmick
Patricia V. Jones
Branch/Section Chiefs

Harford County Infants and Toddlers Program

Part C Local Determination Table

Federal Fiscal Year (FFY 2006)

July 1, 2006 through June 30, 2007

Monitoring Priorities and Indicators	Status	MSDE Analysis/Next Steps
<p>1. Percent of infants and toddlers with IFSPs who receive the early intervention services on their IFSPs in a timely manner. [Compliance Indicator]</p>	<p>The Harford County Infants and Toddlers Program data for this indicator are 100%. This was an improvement from the FFY 2005 results of 97%. The State's target for this indicator is 100%.</p>	<p>The Harford County Infants and Toddlers Program data represent compliance for this indicator. MSDE looks forward to Harford County Infants and Toddlers Program FFY 2007 data demonstrating continued compliance.</p>
<p>2. Percent of infants and toddlers with IFSPs who primarily receive early intervention services in the home or programs for typically developing children. [Results Indicator]</p>	<p>The Harford County Infants and Toddlers Program data for this indicator are 95.3%. The result for FFY 2005 was 95.4%. The State's target is 89%.</p>	<p>The Harford County Infants and Toddlers Program data met the State's target for this indicator. MSDE looks forward to Harford County Infants and Toddlers Program FFY 2007 data demonstrating continued success.</p>
<p>5. Percent of infants and toddlers birth to 1 with IFSPs compared to: A. Other States with similar eligibility definitions; and B. National data. [Results Indicator]</p>	<p>The Harford County Infants and Toddlers Program data for this indicator are 1.36%. This represents improvement from the FFY 2005 data of 1.21%. The State's target is 1.50%.</p>	<p>The Harford County Infants and Toddlers Program data did not meet the State's target for this indicator. MSDE expects the Harford County Infants and Toddlers Program to fully implement improvement activities to ensure results that meet the State's target.</p>

Monitoring Priorities and Indicators	Status	MSDE Analysis/Next Steps
<p>6. Percent of infants and toddlers birth to 3 with IFSPs compared to:</p> <p>A. Other States with similar eligibility definitions; and</p> <p>B. National data.</p> <p>[Results Indicator]</p>	<p>The Harford County Infants and Toddlers Program data for this indicator are 2.84%. This represents slippage from the FFY 2005 data of 3.08%. The State's target for this indicator is 2.88%.</p>	<p>The Harford County Infants and Toddlers Program data did not meet the State's target for this indicator.</p> <p>MSDE expects the Harford County Infants and Toddlers Program to fully implement improvement activities to ensure results that meet the State's target.</p>
<p>7. Percent of eligible infants and toddlers with IFSPs for whom an evaluation and assessment and an initial IFSP meeting were conducted within Part C's 45-day timeline.</p> <p>[Compliance Indicator]</p>	<p>The Harford County Infants and Toddlers Program data for this indicator are 99%. This represents improvement from the FFY 2005 results of 97%. The State's target for this indicator is 100%.</p>	<p>The Harford County Infants and Toddlers Program data represent substantial compliance for this indicator.</p> <p>MSDE looks forward to Harford County Infants and Toddlers Program FFY 2007 data demonstrating 100% compliance.</p>
<p>8A. Percent of all children exiting Part C who received timely transition planning to support the child's transition to preschool and other appropriate community services by their third birthday including:</p> <p>A. IFSP with transition steps and services.</p> <p>[Compliance Indicator]</p>	<p>The Harford County Infants and Toddlers Program data for this indicator are 100%. The State's target for this indicator is 100%.</p>	<p>The Harford County Infants and Toddlers Program data represent compliance for this indicator.</p> <p>MSDE looks forward to Harford County Infants and Toddlers Program FFY 2007 data demonstrating continued compliance.</p>

Monitoring Priorities and Indicators	Status	MSDE Analysis/Next Steps
<p>8B. Percent of all children exiting Part C who received timely transition planning to support the child's transition to preschool and other appropriate community services by their third birthday including:</p> <p>B. Notification to LEA, if child potentially eligible for Part B; and</p> <p>[Compliance Indicator]</p>	<p>The Harford County Infants and Toddlers Program data for this indicator are 100%. This was an improvement from the FFY 2005 results of 98%. The State's target for this indicator is 100%.</p>	<p>The Harford County Infants and Toddlers Program data represent compliance for this indicator.</p> <p>MSDE looks forward to Harford County Infants and Toddlers Program FFY 2007 data demonstrating continued compliance.</p>
<p>8C. Percent of all children exiting Part C who received timely transition planning to support the child's transition to preschool and other appropriate community services by their third birthday including:</p> <p>C. Transition conference, if child potentially eligible for Part B.</p> <p>[Compliance Indicator]</p>	<p>The Harford County Infants and Toddlers Program data for this indicator are 97%. This represents improvement from the FFY 2005 results of 83%. The State's target for this indicator is 100%.</p>	<p>The Harford County Infants and Toddlers Program data represent substantial compliance for this indicator.</p> <p>MSDE looks forward to Harford County Infants and Toddlers Program FFY 2007 data demonstrating 100% compliance.</p>
<p>9. General supervision system (including monitoring, complaints, hearings, etc.) identifies and corrects noncompliance as soon as possible but in no case later than one year from identification.</p> <p>[Compliance Indicator]</p>	<p>The Harford County Infants and Toddlers Program had no Corrective Action Plans due for FFY 2006.</p>	<p>MSDE looks forward to Harford County Infants and Toddlers Program FFY 2007 data demonstrating continued success.</p>

Monitoring Priorities and Indicators	Status	MSDE Analysis/Next Steps
<p>14. State reported data (618 and State Performance Plan and Annual Performance Report) are timely and accurate. [Compliance Indicator]</p>	<p>Hartford County Infants and Toddlers Program submitted 618 data and program reports in a timely and accurate manner.</p>	<p>Hartford County Infants and Toddlers data met the State's target for the timely and accurate submission of required 618 data and program reports for FFY 2006. MSDE expects Hartford County Infants and Toddlers Program's submission of required FFY 2007 data to be timely and accurate.</p>



Nancy S. Grasmick
State Superintendent of Schools

200 West Baltimore Street • Baltimore, MD 21201 • 410-767-0100 • 410-333-6442 TTY/TDD

August 4, 2008

Dr. Sydney L. Cousin
Superintendent
Howard County Public Schools
10910 Route 108
Ellicott City, MD 21042

Dear Dr. Cousin:

The Individuals with Disabilities Education Act 2004 (IDEA) focuses on each state's accountability on the State Performance Plan (SPP) indicators defined by the Office of Special Education Programs (OSEP). OSEP reviews each state's SPP and Annual Performance Report (APR) annually. Using the information obtained through review of the APR and other data sources, OSEP evaluates each state's performance on these indicators, and assigns each state to one of four levels of determination: Meets Requirements, Needs Assistance, Needs Intervention, or Needs Substantial Intervention. The determinations required under the federal statute are part of the on-going efforts to improve results for children and youth with disabilities. On June 6, 2008 OSEP issued its determination letters to each state's lead agency for Part C on the implementation of IDEA for Federal Fiscal Year (FFY) 2006, the 2006-2007 fiscal year. OSEP notified the Maryland State Department of Education (MSDE) that Maryland's Part C Determination was at the level of Meets Requirements.

Pursuant to 20 U.S.C. §1416(a)(1)(C)(i), states are required to assign these same levels of determination annually under §1416(d) to each local Infants and Toddlers Program based on performance. In accordance with §1416(e) of IDEA 2004, states must use one of the following four categories to assign a determination to each local Infants and Toddlers Program: Meets Requirements, Needs Assistance, Needs Intervention, and Needs Substantial Intervention.

The MSDE, Division of Special Education/Early Intervention Services, uses a results-based rubric on specific indicators to rate each public agency's performance in meeting the State's targets as defined by the SPP for Part C. Attached is a document entitled "*Overview - Part C and Part B Public Agency Determinations*" that lists the Part C indicators included in making determinations. MSDE carefully considered all aspects of this process. Based on available data, as well as information obtained through monitoring and complaint investigations, the Howard County Infants and Toddlers Program has been determined to be **Meets Requirements**.

Dr. Sydney L. Cousin
August 4, 2008
Page Two

Specific factors affecting MSDE's determination that the Howard County Infants and Toddlers Program **Meets Requirements** include: (1) Meeting State targets for Performance Indicators 2 and 6; (2) Demonstrating substantial compliance for six of six Compliance Indicators (1, 7, 8a, 8b, 8c, and 14); and (3) Findings of noncompliance identified by the State in FFY 2005 were corrected within timelines in FFY 06.

Attached to this letter are copies of the following documents:


- Overview – Part C and Part B Public Agency Determinations;
- Part C Local Determination Scoring Criteria;
- Part C Local Determination Table; and
- Part C Local Determination Framework for Technical Assistance and Intervention.

The "Part C Local Determination Table" provides an analysis of the Howard County Infants and Toddlers Program data. The "Part C Local Determination Framework for Technical Assistance and Intervention" provides additional information relative to technical assistance and support available to your local Infants and Toddlers Program.

As you know, the State must report annually to the public on the performance of each local Infants and Toddlers Program on the targets in the SPP under IDEA. The public may access the information about Maryland's performance at <http://mdideareport.org>. The requirement for public reporting on local Infants and Toddlers Program performance is a critical provision in ensuring accountability focusing on improved results for infants and toddlers with disabilities and their families. MSDE will continue to provide technical assistance opportunities as you work to improve performance under Part C of the IDEA. If you have any feedback on our past technical assistance efforts or the need for guidance, we would be happy to hear from you as we work to develop further mechanisms to support local improvement activities.

The MSDE is committed to supporting the efforts of the Howard County Infants and Toddlers Program to improve results for infants and toddlers with disabilities and their families. If you have any questions, would like to discuss this further, or want to request technical assistance, please do not hesitate to call me at 410-767-0238.

Sincerely,



Carol Ann Baglin, Ed. D.
Assistant State Superintendent
Division of Special Education/
Early Intervention Services

CAB/dm
attachments

c: Nancy S. Grasmick
Anne Hickey
Branch/Section Chiefs

Howard County Infants and Toddlers Program

Part C Local Determination Table

Federal Fiscal Year (FFY 2006)

July 1, 2006 through June 30, 2007

Monitoring Priorities and Indicators	Status	MSDE Analysis/Next Steps
1. Percent of infants and toddlers with IFSPs who receive the early intervention services on their IFSPs in a timely manner. [Compliance Indicator]	The Howard County Infants and Toddlers Program data for this indicator are 100%. This represents an improvement from the FFY 2005 results of 92%. The State's target for this indicator is 100%.	The Howard County Infants and Toddlers Program represent compliance for this indicator. MSDE looks forward to Howard County Infants and Toddlers Program FFY 2007 data demonstrating continued compliance.
2. Percent of infants and toddlers with IFSPs who primarily receive early intervention services in the home or programs for typically developing children. [Results Indicator]	The Howard County Infants and Toddlers Program reported data for this indicator are 92.7%. This represents improvement from the FFY 2005 data of 89.9%. The State's target is 89%.	The Howard County Infants and Toddlers Program data met the State's target for this indicator. MSDE looks forward to Howard County Infants and Toddlers Program FFY 2007 data demonstrating continued success.
5. Percent of infants and toddlers birth to 1 with IFSPs compared to: A. Other States with similar eligibility definitions; and B. National data. [Results Indicator]	The Howard County Infants and Toddlers Program data for this indicator are 1.09%. This represents improvement from the FFY 2005 data of 0.91%. The State's target is 1.50%.	The Howard County Infants and Toddlers Program results were significantly below the State's target for this indicator. MSDE expects the Howard County Infants and Toddlers Program to fully implement improvement activities to ensure results that meet the State's target.

Monitoring Priorities and Indicators	Status	MSDE Analysis/Next Steps
<p>6. Percent of infants and toddlers birth to 3 with IFSPs compared to:</p> <p>A. Other States with similar eligibility definitions; and</p> <p>B. National data.</p> <p>[Results Indicator]</p>	<p>The Howard County Infants and Toddlers Program data for this indicator are 3.30%. This represents improvement from the FFY 2005 data of 3.12%. The State's target for this indicator is 2.88%.</p>	<p>The Howard County Infants and Toddlers Program data met the State's target for this indicator.</p> <p>MSDE looks forward to Howard County Infants and Toddlers Program FFY 2007 data demonstrating continued success</p>
<p>7. Percent of eligible infants and toddlers with IFSPs for whom an evaluation and assessment and an initial IFSP meeting were conducted within Part C's 45-day timeline.</p> <p>[Compliance Indicator]</p>	<p>The Howard County Infants and Toddlers Program data for this indicator are 95%. This represents an improvement from the FFY 2005 results of 94%. The State's target for this indicator is 100%.</p>	<p>The Howard County Infants and Toddlers Program data represent substantial compliance for this indicator.</p> <p>MSDE looks forward to Howard County Infants and Toddlers Program FFY 2007 data demonstrating 100% compliance.</p>
<p>8A. Percent of all children exiting Part C who received timely transition planning to support the child's transition to preschool and other appropriate community services by their third birthday including:</p> <p>A. IFSP with transition steps and services.</p> <p>[Compliance Indicator]</p>	<p>The Howard County Infants and Toddlers Program data for this indicator are 100%. The State's target for this indicator is 100%.</p>	<p>The Howard County Infants and Toddlers Program represent compliance for this indicator.</p> <p>MSDE looks forward to Howard County Infants and Toddlers Program FFY 2007 data demonstrating continued compliance.</p>

Monitoring Priorities and Indicators	Status	MSDE Analysis/Next Steps
<p>8B. Percent of all children exiting Part C who received timely transition planning to support the child's transition to preschool and other appropriate community services by their third birthday including:</p> <p>B. Notification to LEA, if child potentially eligible for Part B; and</p> <p>[Compliance Indicator]</p>	<p>The Howard County Infants and Toddlers Program data for this indicator are 100%. This was the same result reported for FFY 2005. The State's target for this indicator is 100%.</p>	<p>The Howard County Infants and Toddlers Program represent compliance for this indicator.</p> <p>MSDE looks forward to Howard County Infants and Toddlers Program FFY 2007 data demonstrating continued compliance.</p>
<p>8C. Percent of all children exiting Part C who received timely transition planning to support the child's transition to preschool and other appropriate community services by their third birthday including:</p> <p>C. Transition conference, if child potentially eligible for Part B.</p> <p>[Compliance Indicator]</p>	<p>The Howard County Infants and Toddlers Program data for this indicator are 96%. This represents an improvement from the FFY 2005 results of 89%. The State's target for this indicator is 100%.</p>	<p>The Howard County Infants and Toddlers Program data represent substantial compliance for this indicator.</p> <p>MSDE looks forward to Howard County Infants and Toddlers Program FFY 2007 data demonstrating 100% compliance.</p>
<p>9. General supervision system (including monitoring, complaints, hearings, etc.) identifies and corrects noncompliance as soon as possible but in no case later than one year from identification.</p> <p>[Compliance Indicator]</p>	<p>The Howard County Infants and Toddlers Program had no Corrective Action Plans due for FFY 2006.</p>	<p>MSDE looks forward to Howard County Infants and Toddlers Program FFY 2007 data demonstrating continued success.</p>

Monitoring Priorities and Indicators	Status	MSDE Analysis/Next Steps
<p>14. State reported data (618 and State Performance Plan and Annual Performance Report) are timely and accurate. [Compliance Indicator]</p>	<p>Howard County Infants and Toddlers Program submitted 618 data and program reports in a timely and accurate manner.</p>	<p>Howard County Infants and Toddlers data met the State's target for the timely and accurate submission of required 618 data and program reports for FFY 2006. MSDE expects Howard County Infants and Toddlers Program's submission of required FFY 2007 data to be timely and accurate.</p>



Nancy S. Grasmick
State Superintendent of Schools

200 West Baltimore Street • Baltimore, MD 21201 • 410-767-0100 • 410-333-6442 TTY/TDD

August 4, 2008

Dr. A. Barbara Wheeler
Interim Superintendent
Kent County Public Schools
215 Washington Avenue
Chestertown, MD 21620

Dear Dr. Wheeler:

The Individuals with Disabilities Education Act 2004 (IDEA) focuses on each state's accountability on the State Performance Plan (SPP) indicators defined by the Office of Special Education Programs (OSEP). OSEP reviews each state's SPP and Annual Performance Report (APR) annually. Using the information obtained through review of the APR and other data sources, OSEP evaluates each state's performance on these indicators, and assigns each state to one of four levels of determination: Meets Requirements, Needs Assistance, Needs Intervention, or Needs Substantial Intervention. The determinations required under the federal statute are part of the on-going efforts to improve results for children and youth with disabilities. On June 6, 2008 OSEP issued its determination letters to each state's lead agency for Part C on the implementation of IDEA for Federal Fiscal Year (FFY) 2006, the 2006-2007 fiscal year. OSEP notified the Maryland State Department of Education (MSDE) that Maryland's Part C was at the level of Meets Requirements.

Pursuant to 20 U.S.C. §1416(a)(1)(C)(i), states are required to assign these same levels of determination annually under §1416(d) to each local Infants and Toddlers Program based on performance. In accordance with §1416(e) of IDEA 2004, states must use one of the following four categories to assign a determination to each local Infants and Toddlers Program: Meets Requirements, Needs Assistance, Needs Intervention, and Needs Substantial Intervention.

The MSDE, Division of Special Education/Early Intervention Services, uses a results-based rubric on specific indicators to rate each public agency's performance in meeting the State's targets as defined by the SPP for Part C. Attached is a document entitled "*Overview - Part C and Part B Public Agency Determinations*" that lists the Part C indicators considered in making determinations. MSDE carefully considered all aspects of this process. Based on available data, as well as information obtained through monitoring and complaint investigations, the Kent County Infants and Toddlers Program has been determined to be **Needs Assistance (Year 2)**.

Dr. A. Barbara Wheeler
August 4, 2008
Page Two

Specific factors affecting MSDE's determination that the Kent County Infants and Toddlers Program **Needs Assistance** include: (1) Not meeting State targets for Performance Indicators 2, 5, and 6; (2) Demonstrating substantial compliance for five of six Compliance Indicators (Indicator 1, 7, 8a, 8b, and 14), but significantly below the target in Indicator 8c; and (3) Findings for noncompliance identified in FFY 2005 were corrected within timelines in FFY 2006.

Attached to this letter are copies of the following documents:

- Overview – Part C and Part B Public Agency Determinations;
- Part C Local Determination Scoring Criteria;
- Part C Local Determination Table; and
- Part C Local Determination Framework for Technical Assistance and Intervention.

The "Part C Local Determination Table" provides an analysis of the Kent County Infants and Toddlers Program data. The "Part C Local Determination Framework for Technical Assistance and Intervention" provides additional information relative to technical assistance and support available to your local school system.

The MSDE FFY 2005 determination for the Kent County Infants and Toddlers Program was also **Needs Assistance**. In accordance with 20 U.S.C. §1416(e) and 34 C. F. R. §§300.600 and 300.604, if a local Infants and Toddlers Program is determined to be in need of assistance for two consecutive years, MSDE must take one or more of the following actions: 1) Advise the local Infants and Toddlers Program of available sources of technical assistance that may help the local Infants and Toddlers Program address the areas in which the program needs assistance; 2) Direct the use of federal funds to the area or area(s) the local Infants and Toddlers Program needs assistance; or 3) Identify the local Infants and Toddlers Program as a high-risk grantee and impose special conditions on the local Infants and Toddlers Program's IDEA Part C grant award.

In collaboration with MSDE, the Kent County Infants and Toddlers Program is to identify the type, amount, and frequency of assistance needed to address the specific needs in Indicator 8c, (Timely Transition Planning), Indicator 2 (Natural Environments), Indicator 5 (Child Find 0-1), and Indicator 6 (Child Find 0-3). MSDE is available to consult with the local Infants and Toddlers Program by telephone, fax, email, mail, or in-person.

As you know, the State must report annually to the public on the performance of each local Infants and Toddlers Program on the targets in the SPP under IDEA. The public may access the information about Maryland's performance at <http://mdideareport.org>. The requirement for public reporting on local Infants and Toddlers Program performance is a critical provision in ensuring accountability focusing on improved results for infants and toddlers with disabilities and their families. MSDE will continue to provide technical assistance opportunities as you work to improve performance under Part C of the IDEA. If you have any feedback on our past technical assistance efforts or the need for guidance, we would be happy to hear from you as we work to develop further mechanisms to support local improvement activities.

Dr. A. Barbara Wheeler
August 4, 2008
Page Three

The MSDE is committed to supporting the efforts of the Kent County Infants and Toddlers Program to improve results for infants and toddlers with disabilities and their families. If you have any questions, would like to discuss this further, or want to request technical assistance, please do not hesitate to call me at 410-767-0238.

Sincerely,

A handwritten signature in cursive script that reads "Carol Ann Baglin".

Carol Ann Baglin, Ed. D.
Assistant State Superintendent
Division of Special Education/
Early Intervention Services

CAB/DM
attachments

c: Nancy S. Grasmick
Laura Cochran
Branch/Section Chiefs

Kent County Infants and Toddlers Program

Part C Local Determination Table

Federal Fiscal Year (FFY 2006)

July 1, 2006 through June 30, 2007

Monitoring Priorities and Indicators	Status	MSDE Analysis/Next Steps
1. Percent of infants and toddlers with IFSPs who receive the early intervention services on their IFSPs in a timely manner. [Compliance Indicator]	The Kent County Infants and Toddlers Program data for this indicator are 100%. This was the same result reported for FFY 2005. The State's target for this indicator is 100%.	The Kent County Infants and Toddlers Program represent compliance for this indicator. MSDE looks forward to Kent County Infants and Toddlers Program FFY 2007 data demonstrating continued compliance.
2. Percent of infants and toddlers with IFSPs who primarily receive early intervention services in the home or programs for typically developing children. [Results Indicator]	The Kent County Infants and Toddlers Program data for this indicator are 87.5%. This represents improvement from the FFY 2005 reported data of 83.3%. The State's target is 89%	The Kent County Infants and Toddlers Program data did not meet the State's target for this indicator. MSDE expects the Kent County Infants and Toddlers Program to fully implement improvement activities to ensure results that meet the State's target.
5. Percent of infants and toddlers birth to 1 with IFSPs compared to: A. Other States with similar eligibility definitions; and B. National data. [Results Indicator]	The Kent County Infants and Toddlers Program data for this indicator are 0.00%. This represents slippage from the FFY 2005 results of 0.64%. The State's target is 1.50%.	The Kent County Infants and Toddlers Program results were significantly below the State's target for this indicator. MSDE expects the Kent County Infants and Toddlers Program to fully implement improvement activities to ensure results that meet the State's target.

Monitoring Priorities and Indicators	Status	MSDE Analysis/Next Steps
<p>6. Percent of infants and toddlers birth to 3 with IFSPs compared to:</p> <p>A. Other States with similar eligibility definitions; and</p> <p>B. National data.</p> <p>[Results Indicator]</p>	<p>The Kent County Infants and Toddlers Program data for this indicator are 1.37%. This represents slippage from the FFY 2005 results of 1.64%. The State's target for this indicator is 2.88%.</p>	<p>The Kent County Infants and Toddlers Program results were significantly below the State's target for this indicator.</p> <p>MSDE expects the Kent County Infants and Toddlers Program to fully implement improvement activities to ensure results that meet the State's target.</p>
<p>7. Percent of eligible infants and toddlers with IFSPs for whom an evaluation and assessment and an initial IFSP meeting were conducted within Part C's 45-day timeline.</p> <p>[Compliance Indicator]</p>	<p>The Kent County Infants and Toddlers Program data for this indicator are 100%. This represents improvement from the FFY 2005 results of 67%. The State's target for this indicator is 100%.</p>	<p>The Kent County Infants and Toddlers Program represent compliance for this indicator.</p> <p>MSDE looks forward to Kent County Infants and Toddlers Program FFY 2007 data demonstrating continued compliance.</p>
<p>8A. Percent of all children exiting Part C who received timely transition planning to support the child's transition to preschool and other appropriate community services by their third birthday including:</p> <p>A. IFSP with transition steps and services.</p> <p>[Compliance Indicator]</p>	<p>The Kent County Infants and Toddlers Program data for this indicator are 100%. The State's target for this indicator is 100%.</p>	<p>The Kent County Infants and Toddlers Program represent compliance for this indicator.</p> <p>MSDE looks forward to Kent County Infants and Toddlers Program FFY 2007 data demonstrating continued compliance.</p>

Monitoring Priorities and Indicators	Status	MSDE Analysis/Next Steps
<p>8B. Percent of all children exiting Part C who received timely transition planning to support the child's transition to preschool and other appropriate community services by their third birthday including:</p> <p>B. Notification to LEA, if child potentially eligible for Part B; and</p> <p>[Compliance Indicator]</p>	<p>The Kent County Infants and Toddlers Program data for this indicator are 100%. This represents improvement from the FFY 2005 results of 50%. The State's target for this indicator is 100%.</p>	<p>The Kent County Infants and Toddlers Program represent compliance for this indicator.</p> <p>MSDE looks forward to Kent County Infants and Toddlers Program FFY 2007 data demonstrating continued compliance.</p>
<p>8C. Percent of all children exiting Part C who received timely transition planning to support the child's transition to preschool and other appropriate community services by their third birthday including:</p> <p>C. Transition conference, if child potentially eligible for Part B.</p> <p>[Compliance Indicator]</p>	<p>The Kent County Infants and Toddlers Program data for this indicator are 83%. This represents improvement from the FFY 2005 results of 50%. The State's target for this indicator is 100%.</p>	<p>The Kent County Infants and Toddlers Program results were significantly below the State's target for this indicator.</p> <p>MSDE expects the Kent County Infants and Toddlers Program to fully implement improvement activities to ensure correction of noncompliance as soon as possible but in no case later than one year.</p>
<p>9. General supervision system (including monitoring, complaints, hearings, etc.) identifies and corrects noncompliance as soon as possible but in no case later than one year from identification.</p> <p>[Compliance Indicator]</p>	<p>The Kent County Infants and Toddlers Program had no Corrective Action Plans due for FFY 2006.</p>	<p>MSDE expects the Kent County Infants and Toddlers Program to continue monitoring local data to ensure that State targets for indicators are met.</p>

Monitoring Priorities and Indicators	Status	MSDE Analysis/Next Steps
<p>14. State reported data (618 and State Performance Plan and Annual Performance Report) are timely and accurate.</p> <p>[Compliance Indicator]</p>	<p>Kent County Infants and Toddlers Program submitted 618 data and program reports in a timely and accurate manner.</p>	<p>Kent County Infants and Toddlers data met the State's target for the timely and accurate submission of required 618 data and program reports for FFY 2006.</p> <p>MSDE expects Kent County Infants and Toddlers Program's submission of required FFY 2007 data to be timely and accurate.</p>



Nancy S. Grasmick
State Superintendent of Schools

200 West Baltimore Street • Baltimore, MD 21201 • 410-767-0100 • 410-333-6442 TTY/TDD

August 4, 2008

Uma S. Ahluwalia
Director
Montgomery County Department of
Health and Human Services
401 Hungerford Drive
Rockville, MD 20850

Dear Ms. Ahluwalia:

The Individuals with Disabilities Education Act 2004 (IDEA) focuses on each state's accountability on the State Performance Plan (SPP) indicators defined by the Office of Special Education Programs (OSEP). OSEP reviews each state's SPP and Annual Performance Report (APR) annually. Using the information obtained through review of the APR and other data sources, OSEP evaluates each state's performance on these indicators, and assigns each state to one of four levels of determination: Meets Requirements, Needs Assistance, Needs Intervention, or Needs Substantial Intervention. The determinations required under the federal statute are part of the on-going efforts to improve results for children and youth with disabilities. On June 6, 2008 OSEP issued its determination letters to each state's lead agency for Part C on the implementation of IDEA for Federal Fiscal Year (FFY) 2006, the 2006-2007 fiscal year. OSEP notified the Maryland State Department of Education (MSDE) that Maryland's Part C Determination was at the level of Meets Requirements.

Pursuant to 20 U.S.C. §1416(a)(1)(C)(i), states are required to assign these same levels of determination annually under §1416(d) to each local Infants and Toddlers Program based on performance. In accordance with §1416(e) of IDEA 2004, states must use one of the following four categories to assign a determination to each local Infants and Toddlers Program: Meets Requirements, Needs Assistance, Needs Intervention, and Needs Substantial Intervention.

The MSDE, Division of Special Education/Early Intervention Services, uses a results-based rubric on specific indicators to rate each public agency's performance in meeting the State's targets as defined by the SPP for Part C. Attached is a document entitled "*Overview - Part C and Part B Public Agency Determinations*" that lists the Part C indicators included in making determinations. MSDE carefully considered all aspects of this process. Based on available data, as well as information obtained through monitoring and complaint investigations, the Montgomery County Infants and Toddlers Program has been determined to be **Meets Requirements**.

Ms. Uma S. Ahluwalia
August 4, 2008
Page Two

Specific factors affecting MSDE's determination that the Montgomery County Infants and Toddlers Program **Meets Requirements** include: (1) Meeting State targets for Performance Indicators 2, 5, and 6; (2) Demonstrating substantial compliance for five of six Compliance Indicators (1, 7, 8a, 8b, and 8c); and (3) Findings of noncompliance identified by the State in FFY 2005 were corrected within timelines in FFY 06.

Attached to this letter are copies of the following documents:

- Overview – Part C and Part B Public Agency Determinations;
- Part C Local Determination Scoring Criteria;
- Part C Local Determination Table; and
- Part C Local Determination Framework for Technical Assistance and Intervention.

The "Part C Local Determination Table" provides an analysis of the Montgomery County Infants and Toddlers Program data. The "Part C Local Determination Framework for Technical Assistance and Intervention" provides additional information relative to technical assistance and support available to your local Infants and Toddlers Program.

As you know, the State must report annually to the public on the performance of each local Infants and Toddlers Program on the targets in the SPP under IDEA. The public may access the information about Maryland's performance at <http://mdideareport.org>. The requirement for public reporting on local Infants and Toddlers Program performance is a critical provision in ensuring accountability focusing on improved results for infants and toddlers with disabilities and their families. MSDE will continue to provide technical assistance opportunities as you work to improve performance under Part C of the IDEA. If you have any feedback on our past technical assistance efforts or the need for guidance, we would be happy to hear from you as we work to develop further mechanisms to support local improvement activities.

The MSDE is committed to supporting the efforts of the Montgomery County Infants and Toddlers Program to improve results for infants and toddlers with disabilities and their families. If you have any questions, would like to discuss this further, or want to request technical assistance, please do not hesitate to call me at 410-767-0238.

Sincerely,



Carol Ann Baglin, Ed. D.
Assistant State Superintendent
Division of Special Education/
Early Intervention Services

CAB/dm
attachments

c: Nancy S. Grasmick
Ronnie Biemans
Branch/Section Chiefs

Montgomery County Infants and Toddlers Program

Part C Local Determination Table

Federal Fiscal Year (FFY 2006)

July 1, 2006 through June 30, 2007

Monitoring Priorities and Indicators	Status	MSDE Analysis/Next Steps
1. Percent of infants and toddlers with IFSPs who receive the early intervention services on their IFSPs in a timely manner. [Compliance Indicator]	The Montgomery County Infants and Toddlers Program data for this indicator are 99%. This represents a slight slippage from the FFY 2005 results of 100%. The State's target for this indicator is 100%.	The Montgomery County Infants and Toddlers Program data represent substantial compliance for this indicator. MSDE looks forward to Montgomery County Infants and Toddlers Program FFY 2007 data demonstrating 100% compliance.
2. Percent of infants and toddlers with IFSPs who primarily receive early intervention services in the home or programs for typically developing children. [Results Indicator]	The Montgomery County Infants and Toddlers Program data for this indicator are 92.1%. This represents an improvement from the FFY 2005 results of 91%. The State's target is 89%.	The Montgomery County Infants and Toddlers Program data met the State's target for this indicator. MSDE looks forward to Montgomery County Infants and Toddlers Program FFY 2007 data demonstrating continued success.
5. Percent of infants and toddlers birth to 1 with IFSPs compared to: A. Other States with similar eligibility definitions; and B. National data. [Results Indicator]	The Montgomery County Infants and Toddlers Program data for this indicator are 1.53%. This represents improvement from the FFY 2005 data of 1.31%. The State's target is 1.50%.	The Montgomery County Infants and Toddlers Program data met the State's target for this indicator. MSDE looks forward to Montgomery County Infants and Toddlers Program FFY 2007 data demonstrating continued success.

Monitoring Priorities and Indicators	Status	MSDE Analysis/Next Steps
<p>6. Percent of infants and toddlers birth to 3 with IFSPs compared to:</p> <p>A. Other States with similar eligibility definitions; and</p> <p>B. National data.</p> <p>[Results Indicator]</p>	<p>The Montgomery County Infants and Toddlers Program data for this indicator are 3.65%. This represents improvement from the FFY 2005 data of 3.50%. The State's target for this indicator is 2.88%.</p>	<p>The Montgomery County Infants and Toddlers Program data met the State's target for this indicator.</p> <p>MSDE looks forward to Montgomery County Infants and Toddlers Program FFY 2007 data demonstrating continued success.</p>
<p>7. Percent of eligible infants and toddlers with IFSPs for whom an evaluation and assessment and an initial IFSP meeting were conducted within Part C's 45-day timeline.</p> <p>[Compliance Indicator]</p>	<p>The Montgomery County Infants and Toddlers Program data for this indicator are 98%. This represents a slight slippage from the FFY 2005 results of 100%. The State's target for this indicator is 100%.</p>	<p>The Montgomery County Infants and Toddlers Program data represent substantial compliance for this indicator.</p> <p>MSDE looks forward to Montgomery County Infants and Toddlers Program FFY 2007 data demonstrating 100% compliance.</p>
<p>8A. Percent of all children exiting Part C who received timely transition planning to support the child's transition to preschool and other appropriate community services by their third birthday including:</p> <p>A. IFSP with transition steps and services.</p> <p>[Compliance Indicator]</p>	<p>The Montgomery County Infants and Toddlers Program data for this indicator are 99%. The State's target for this indicator is 100%.</p>	<p>The Montgomery County Infants and Toddlers Program data represent substantial compliance for this indicator.</p> <p>MSDE looks forward to Montgomery County Infants and Toddlers Program FFY 2007 data demonstrating 100% compliance.</p>

Monitoring Priorities and Indicators	Status	MSDE Analysis/Next Steps
<p>8B. Percent of all children exiting Part C who received timely transition planning to support the child's transition to preschool and other appropriate community services by their third birthday including:</p> <p>B. Notification to LEA, if child potentially eligible for Part B; and</p> <p>[Compliance Indicator]</p>	<p>The Montgomery County Infants and Toddlers Program data for this indicator are 99%. This represents a slight slippage from the FFY 2005 results of 100%. The State's target for this indicator is 100%.</p>	<p>The Montgomery County Infants and Toddlers Program data represent substantial compliance for this indicator.</p> <p>MSDE looks forward to Montgomery County Infants and Toddlers Program FFY 2007 data demonstrating 100% compliance.</p>
<p>8C. Percent of all children exiting Part C who received timely transition planning to support the child's transition to preschool and other appropriate community services by their third birthday including:</p> <p>C. Transition conference, if child potentially eligible for Part B.</p> <p>[Compliance Indicator]</p>	<p>The Montgomery County Infants and Toddlers Program data for this indicator are 100%. This represents a improvement from the FFY 2005 results of 99%. The State's target for this indicator is 100%.</p>	<p>The Montgomery County Infants and Toddlers Program data represent compliance for this indicator.</p> <p>MSDE looks forward to Montgomery County Infants and Toddlers Program FFY 2007 data demonstrating continued compliance.</p>
<p>9. General supervision system (including monitoring, complaints, hearings, etc.) identifies and corrects noncompliance as soon as possible but in no case later than one year from identification.</p> <p>[Compliance Indicator]</p>	<p>The Montgomery County Infants and Toddlers Program had no Corrective Action Plans due for FFY 2006.</p>	<p>MSDE looks forward to Montgomery County Infants and Toddlers Program FFY 2007 data demonstrating continued success.</p>

Monitoring Priorities and Indicators	Status	MSDE Analysis/Next Steps
<p>14. State reported data (618 and State Performance Plan and Annual Performance Report) are timely and accurate.</p> <p>[Compliance Indicator]</p>	<p>Montgomery County Infants and Toddlers Program submitted 618 data and Semi-Annual and Final Program Reports in a timely manner. Program Reports were considered accurate. Differences in the number of children in the program, 8.18%, and in Natural Environments, 9.68%, were found by examining the differences between data analyzed in December 2005 and in June 2008. Thus, the submission of 618 data was not considered accurate.</p>	<p>Montgomery County Infants and Toddlers data met the State's target for the accurate submission of required 618 data and program reports for FFY 2006. Submission of 618 Data was not considered accurate.</p> <p>MSDE expects Montgomery County Infants and Toddlers Program's submission of required FFY 2007 data to be timely and accurate.</p>



Nancy S. Grasmick
State Superintendent of Schools

200 West Baltimore Street • Baltimore, MD 21201 • 410-767-0100 • 410-333-6442 TTY/TDD

August 4, 2008

Donald Shell, M.D.
Health Officer
Prince George's County Health Department
1701 McCormick Drive
Largo, MD 20773

Dear Dr. Shell:

The Individuals with Disabilities Education Act 2004 (IDEA) focuses on each state's accountability on the State Performance Plan (SPP) indicators defined by the Office of Special Education Programs (OSEP). OSEP reviews each state's SPP and Annual Performance Report (APR) annually. Using the information obtained through review of the APR and other data sources, OSEP evaluates each state's performance on these indicators, and assigns each state to one of four levels of determination: Meets Requirements, Needs Assistance, Needs Intervention, or Needs Substantial Intervention. The determinations required under the federal statute are part of the on-going efforts to improve results for children and youth with disabilities. On June 6, 2008 OSEP issued its determination letters to each state's lead agency for Part C on the implementation of IDEA for Federal Fiscal Year (FFY) 2006, the 2006-2007 fiscal year. OSEP notified the Maryland State Department of Education (MSDE) that Maryland's Part C was at the level of Meets Requirements.

Pursuant to 20 U.S.C. §1416(a)(1)(C)(i), states are required to assign these same levels of determination annually under §1416(d) to each local Infants and Toddlers Program based on performance. In accordance with §1416(e) of IDEA 2004, states must use one of the following four categories to assign a determination to each local Infants and Toddlers Program: Meets Requirements, Needs Assistance, Needs Intervention, and Needs Substantial Intervention.

The MSDE, Division of Special Education/Early Intervention Services, uses a results-based rubric on specific indicators to rate each public agency's performance in meeting the State's targets as defined by the SPP for Part C. Attached is a document entitled "*Overview – Part C and Part B Public Agency Determinations*" that lists the Part C indicators considered in making determinations. MSDE carefully considered all aspects of this process. Based on available data, as well as information obtained through monitoring and complaint investigations, the Prince George's County Infants and Toddlers Program has been determined to be **Needs Assistance (Year 2)**.

Dr. Donald Shell
August 4, 2008
Page Two

Specific factors affecting MSDE's determination that the Prince George's County Infants and Toddlers Program **Needs Assistance** include: (1) Not meeting State targets for Performance Indicators 2, 5, and 6; (2) Demonstrating substantial compliance for three of six Compliance Indicators (1, 8a, and 8b,); and (3) Findings for noncompliance identified in FFY 2005 were corrected within timelines in FFY 2006.

Attached to this letter are copies of the following documents:

- Overview – Part C and Part B Public Agency Determinations;
- Part C Local Determination Scoring Criteria;
- Part C Local Determination Table; and
- Part C Local Determination Framework for Technical Assistance and Intervention.

The "Part C Local Determination Table" provides an analysis of the Prince George's County Infants and Toddlers Program data. The "Part C Local Determination Framework for Technical Assistance and Intervention" provides additional information relative to technical assistance and support available to your local school system.

The MSDE FFY 2005 determination for the Prince George's County Infants and Toddlers Program was also **Needs Assistance**. In accordance with 20 U.S.C. §1416(e) and 34 C. F. R. §§300.600 and 300.604, if a local Infants and Toddlers Program is determined to be in need of assistance for two consecutive years, MSDE must take one or more of the following actions: 1) Advise the local Infants and Toddlers Program of available sources of technical assistance that may help the local Infants and Toddlers Program address the areas in which the program needs assistance; 2) Direct the use of federal funds to the area or area(s) the local Infants and Toddlers Program needs assistance; or 3) Identify the local Infants and Toddlers Program as a high-risk grantee and impose special conditions on the local Infants and Toddlers Program's IDEA Part C grant award.


In collaboration with MSDE, the Prince George's County Infants and Toddlers Program is to identify the type, amount, and frequency of assistance needed to address the specific needs in Indicator 7 (45-day Timeline), Indicator 8c (Timely Transition Planning), Indicator 14, (Timely and Accurate Data), Indicator 2 (Natural Environments), Indicator 5 (Child Find 0-1), and Indicator 6 (Child Find 0-3). MSDE is available to consult with the local Infants and Toddlers Program by telephone, fax, email, mail, or in-person.

As you know, the State must report annually to the public on the performance of each local Infants and Toddlers Program on the targets in the SPP under IDEA. The public may access information about Maryland's performance at <http://mdideareport.org>. The requirement for public reporting on local Infants and Toddlers Program performance is a critical provision in ensuring accountability focusing on improved results for infants and toddlers with disabilities and their families. MSDE will continue to provide technical assistance opportunities as you work to improve performance under Part C of the IDEA. If you have any feedback on our past technical assistance efforts or the need for guidance, we would be happy to hear from you as we work to develop further mechanisms to support local improvement activities.

Dr. Donald Shell
August 4, 2008
Page Three

The MSDE is committed to supporting the efforts of Prince George's County Infants and Toddlers Program to improve results for infants and toddlers with disabilities and their families. If you have any questions, would like to discuss this further, or want to request technical assistance, please do not hesitate to call me at 410-767-0238.

Sincerely,



Carol Ann Baglin, Ed. D.
Assistant State Superintendent
Division of Special Education/
Early Intervention Services

CAB/DM
attachments

c: Nancy S. Grasmick
Sharon Leyden
Fran Prenata
Branch/Section Chiefs

Prince George's County Infants and Toddlers Program

Part C Local Determination Table

Federal Fiscal Year (FFY 2006)

July 1, 2006 through June 30, 2007

Monitoring Priorities and Indicators	Status	MSDE Analysis/Next Steps
1. Percent of infants and toddlers with IFSPs who receive the early intervention services on their IFSPs in a timely manner. [Compliance Indicator]	The Prince George's County Infants and Toddlers Program data for this indicator are 99%. This was an improvement from the FFY 2005 results of 97%. The State's target for this indicator is 100%.	The Prince George's County Infants and Toddlers Program data represent substantial compliance for this indicator. MSDE looks forward to Prince George's County Infants and Toddlers Program FFY 2007 data demonstrating 100% compliance.
2. Percent of infants and toddlers with IFSPs who primarily receive early intervention services in the home or programs for typically developing children. [Results Indicator]	The Prince George's County Infants and Toddlers Program data for this indicator are 75.1%. This represents slippage from the FFY 2005 reported data of 81.7%. The State's target is 89%.	The Prince George's County Infants and Toddlers Program results were significantly below the State's target for this indicator. MSDE expects the Prince George's County Infants and Toddlers Program to fully implement improvement activities to ensure results that meet the State's target.
5. Percent of infants and toddlers birth to 1 with IFSPs compared to: A. Other States with similar eligibility definitions; and B. National data. [Results Indicator]	The Prince George's County Infants and Toddlers Program data for this indicator are 0.86%. This represents improvement from the FFY 2005 data of 0.72%. The State's target is 1.50%.	The Prince George's County Infants and Toddlers Program results were significantly below the State's target for this indicator. MSDE expects the Prince George's County Infants and Toddlers Program to fully implement improvement activities to ensure results that meet the State's target.

Monitoring Priorities and Indicators	Status	MSDE Analysis/Next Steps
<p>6. Percent of infants and toddlers birth to 3 with IFSPs compared to:</p> <p>A. Other States with similar eligibility definitions; and</p> <p>B. National data.</p> <p>[Results Indicator]</p>	<p>The Prince George's County Infants and Toddlers Program data for this indicator are 1.87%. This represents improvement from the FFY 2005 data of 1.69%. The State's target is 2.88%.</p>	<p>The Prince George's County Infants and Toddlers Program results were significantly below the State's target for this indicator.</p> <p>MSDE expects the Prince George's County Infants and Toddlers Program to fully implement improvement activities to ensure results that meet the State's target.</p>
<p>7. Percent of eligible infants and toddlers with IFSPs for whom an evaluation and assessment and an initial IFSP meeting were conducted within Part C's 45-day timeline.</p> <p>[Compliance Indicator]</p>	<p>The Prince George's County Infants and Toddlers Program data for this indicator are 86%. This represents slight slippage from the FFY 2005 results of 88%. The State's target for this indicator is 100%.</p>	<p>The Prince George's County Infants and Toddlers Program data did not meet the State's target for this indicator.</p> <p>MSDE expects the Prince George's County Infants and Toddlers Program to fully implement improvement activities to ensure correction of noncompliance as soon as possible but in no case later than one year.</p>
<p>8A. Percent of all children exiting Part C who received timely transition planning to support the child's transition to preschool and other appropriate community services by their third birthday including:</p> <p>A. IFSP with transition steps and services.</p> <p>[Compliance Indicator]</p>	<p>The Prince George's County Infants and Toddlers Program data for this indicator are 100%. The State's target for this indicator is 100%.</p>	<p>The Prince George's County Infants and Toddlers Program data represent compliance for this indicator.</p> <p>MSDE looks forward to Prince George's County Infants and Toddlers Program FFY 2007 data demonstrating continued compliance.</p>

Monitoring Priorities and Indicators	Status	MSDE Analysis/Next Steps
<p>8B. Percent of all children exiting Part C who received timely transition planning to support the child's transition to preschool and other appropriate community services by their third birthday including:</p> <p>B. Notification to LEA, if child potentially eligible for Part B; and</p> <p>[Compliance Indicator]</p>	<p>The Prince George's County Infants and Toddlers Program data for this indicator are 99%. This represents slight slippage from the FFY 2005 results of 100%. The State's target for this indicator is 100%.</p>	<p>The Prince George's County Infants and Toddlers Program data represent substantial compliance for this indicator.</p> <p>MSDE looks forward to Prince George's County Infants and Toddlers Program FFY 2007 data demonstrating 100% compliance.</p>
<p>8C. Percent of all children exiting Part C who received timely transition planning to support the child's transition to preschool and other appropriate community services by their third birthday including:</p> <p>C. Transition conference, if child potentially eligible for Part B.</p> <p>[Compliance Indicator]</p>	<p>The Prince George's County Infants and Toddlers Program data for this indicator are 91%. This represents slippage from the FFY 2005 results of 95%. The State's target for this indicator is 100%.</p>	<p>The Prince George's County Infants and Toddlers Program data did not meet the State's target for this indicator.</p> <p>MSDE expects the Prince George's County Infants and Toddlers Program to fully implement improvement activities to ensure correction of noncompliance as soon as possible but in no case later than one year.</p>
<p>9. General supervision system (including monitoring, complaints, hearings, etc.) identifies and corrects noncompliance as soon as possible but in no case later than one year from identification.</p> <p>[Compliance Indicator]</p>	<p>The Prince George's County Infants and Toddlers Program had a Corrective Action Plan due for indicator 7.</p>	<p>The Prince George's County Infants and Toddlers Program corrected non-compliance.</p>

Monitoring Priorities and Indicators	Status	MSDE Analysis/Next Steps
<p>14. State reported data (618 and State Performance Plan and Annual Performance Report) are timely and accurate. [Compliance Indicator]</p>	<p>Prince George's County Infants and Toddlers Program submitted 618 data and Semi-Annual Program Report in a timely and accurate manner. Submission of the Final Program Report was accurate but not timely.</p>	<p>Prince George's County Infants and Toddlers data met the State's target for the accurate submission of required 618 data and program reports for FFY 2006. The late submission of the Final Program Report represents the untimely submission of data.</p> <p>MSDE expects Prince George's County Infants and Toddlers Program's submission of required FFY 2007 data to be timely and accurate.</p>



Nancy S. Grasmick
State Superintendent of Schools

200 West Baltimore Street • Baltimore, MD 21201 • 410-767-0100 • 410-333-6442 TTY/TDD

August 4, 2008

Dr. Carol A. Williamson
Superintendent
Queen Anne's County Public Schools
202 Chesterfield Avenue
Centreville, MD 21617

Dear Dr. Williamson:

The Individuals with Disabilities Education Act 2004 (IDEA) focuses on each state's accountability on the State Performance Plan (SPP) indicators defined by the Office of Special Education Programs (OSEP). OSEP reviews each state's SPP and Annual Performance Report (APR) annually. Using the information obtained through review of the APR and other data sources, OSEP evaluates each state's performance on these indicators, and assigns each state to one of four levels of determination: Meets Requirements, Needs Assistance, Needs Intervention, or Needs Substantial Intervention. The determinations required under the federal statute are part of the on-going efforts to improve results for children and youth with disabilities. On June 6, 2008 OSEP issued its determination letters to each state's lead agency for Part C on the implementation of IDEA for Federal Fiscal Year (FFY) 2006, the 2006-2007 fiscal year. OSEP notified the Maryland State Department of Education (MSDE) that Maryland's Part C Determination was at the level of Meets Requirements.

Pursuant to 20 U.S.C. §1416(a)(1)(C)(i), states are required to assign these same levels of determination annually under §1416(d) to each local Infants and Toddlers Program based on performance. In accordance with §1416(e) of IDEA 2004, states must use one of the following four categories to assign a determination to each local Infants and Toddlers Program: Meets Requirements, Needs Assistance, Needs Intervention, and Needs Substantial Intervention.

The MSDE, Division of Special Education/Early Intervention Services, uses a results-based rubric on specific indicators to rate each public agency's performance in meeting the State's targets as defined by the SPP for Part C. Attached is a document entitled "*Overview - Part C and Part B Public Agency Determinations*" that lists the Part C indicators included in making determinations. MSDE carefully considered all aspects of this process. Based on available data, as well as information obtained through monitoring and complaint investigations, the Queen Anne's County Infants and Toddlers Program has been determined to be **Meets Requirements**.

Dr. Carol A. Williamson
August 4, 2008
Page Two

Specific factors affecting MSDE's determination that the Queen Anne's County Infants and Toddlers Program **Meets Requirements** include: (1) Meeting State targets for Performance Indicators 2 and 6; (2) Demonstrating substantial compliance for five of six Compliance Indicators (1, 7, 8a, 8b, and 8c) but not significantly below in any Compliance Indicator; and (3) Findings of noncompliance identified by the State in FFY 2005 were corrected within timelines in FFY 06.

Attached to this letter are copies of the following documents:


- Overview – Part C and Part B Public Agency Determinations;
- Part C Local Determination Scoring Criteria;
- Part C Local Determination Table; and
- Part C Local Determination Framework for Technical Assistance and Intervention.

The "Part C Local Determination Table" provides an analysis of the Queen Anne's County Infants and Toddlers Program data. The "Part C Local Determination Framework for Technical Assistance and Intervention" provides additional information relative to technical assistance and support available to your local Infants and Toddlers Program.

As you know, the State must report annually to the public on the performance of each local Infants and Toddlers Program on the targets in the SPP under IDEA. The public may access the information about Maryland's performance at <http://mdideareport.org>. The requirement for public reporting on local Infants and Toddlers Program performance is a critical provision in ensuring accountability focusing on improved results for infants and toddlers with disabilities and their families. MSDE will continue to provide technical assistance opportunities as you work to improve performance under Part C of the IDEA. If you have any feedback on our past technical assistance efforts or the need for guidance, we would be happy to hear from you as we work to develop further mechanisms to support local improvement activities.

The MSDE is committed to supporting the efforts of the Queen Anne's County Infants and Toddlers Program to improve results for infants and toddlers with disabilities and their families. If you have any questions, would like to discuss this further, or want to request technical assistance, please do not hesitate to call me at 410-767-0238.

Sincerely,



Carol Ann Baglin, Ed. D.
Assistant State Superintendent
Division of Special Education/
Early Intervention Services

CAB/dm
attachments

c: Nancy S. Grasmick
Stephanie Johnson
Branch/Section Chiefs

Queen Anne's County Infants and Toddlers Program

Part C Local Determination Table

Federal Fiscal Year (FFY 2006)

July 1, 2006 through June 30, 2007

Monitoring Priorities and Indicators	Status	MSDE Analysis/Next Steps
1. Percent of infants and toddlers with IFSPs who receive the early intervention services on their IFSPs in a timely manner. [Compliance Indicator]	The Queen Anne's County Infants and Toddlers Program data for this indicator are 100%. This represents an improvement from the FFY 2005 results of 95%. The State's target for this indicator is 100%.	The Queen Anne's County Infants and Toddlers Program data represent compliance for this indicator. MSDE looks forward to Queen Anne's County Infants and Toddlers Program FFY 2007 data demonstrating continued compliance.
2. Percent of infants and toddlers with IFSPs who primarily receive early intervention services in the home or programs for typically developing children. [Results Indicator]	The Queen Anne's County Infants and Toddlers Program data for this indicator are 100.0%. This was the same result reported for FFY 2005. The State's target is 89%.	The Queen Anne's County Infants and Toddlers Program data met the State's target for this indicator. MSDE looks forward to Queen Anne's County Infants and Toddler Program FFY 2007 data demonstrating continued success.
5. Percent of infants and toddlers birth to 1 with IFSPs compared to: A. Other States with similar eligibility definitions; and B. National data. [Results Indicator]	The Queen Anne's County Infants and Toddlers Program data for this indicator are 1.03%. This represents slippage from the FFY 2005 results of 2.16 %. The State's target is 1.50%.	The Queen Anne's County Infants and Toddlers Program results were significantly below the State's target for this indicator. MSDE expects the Queen Anne's County Infants and Toddlers Program to fully implement improvement activities to ensure results that meet the State's target.

Monitoring Priorities and Indicators	Status	MSDE Analysis/Next Steps
<p>6. Percent of infants and toddlers birth to 3 with IFSPs compared to:</p> <p>A. Other States with similar eligibility definitions; and</p> <p>B. National data.</p> <p>[Results Indicator]</p>	<p>The Queen Anne's County Infants and Toddlers Program data for this indicator are 3.97%. This represents slippage from the FFY 2005 results of 4.27%. The State's target for this indicator is 2.88%.</p>	<p>The Queen Anne's County Infants and Toddlers Program data met the State's target for this indicator.</p> <p>MSDE looks forward to Queen Anne's County Infants and Toddlers Program FFY 2007 data demonstrating continued success.</p>
<p>7. Percent of eligible infants and toddlers with IFSPs for whom an evaluation and assessment and an initial IFSP meeting were conducted within Part C's 45-day timeline.</p> <p>[Compliance Indicator]</p>	<p>The Queen Anne's County Infants and Toddlers Program data for this indicator are 100%. This represents an improvement from the FFY 2005 results of 86%. The State's target for this indicator is 100%.</p>	<p>The Queen Anne's County Infants and Toddlers Program data represent compliance for this indicator.</p> <p>MSDE looks forward to Queen Anne's County Infants and Toddlers Program FFY 2007 data demonstrating continued compliance.</p>
<p>8A. Percent of all children exiting Part C who received timely transition planning to support the child's transition to preschool and other appropriate community services by their third birthday including:</p> <p>A. IFSP with transition steps and services.</p> <p>[Compliance Indicator]</p>	<p>The Queen Anne's County Infants and Toddlers Program data for this indicator are 100%. The State's target for this indicator is 100%.</p>	<p>The Queen Anne's County Infants and Toddlers Program data represent compliance for this indicator.</p> <p>MSDE looks forward to Queen Anne's County Infants and Toddlers Program FFY 2007 data demonstrating continued compliance.</p>

Monitoring Priorities and Indicators	Status	MSDE Analysis/Next Steps
<p>8B. Percent of all children exiting Part C who received timely transition planning to support the child's transition to preschool and other appropriate community services by their third birthday including:</p> <p>B. Notification to LEA, if child potentially eligible for Part B; and</p> <p>[Compliance Indicator]</p>	<p>The Queen Anne's County Infants and Toddlers Program data for this indicator are 100%. This represents an improvement from the FFY 2005 results of 95%. The State's target for this indicator is 100%.</p>	<p>The Queen Anne's County Infants and Toddlers Program data represent compliance for this indicator.</p> <p>MSDE looks forward to Queen Anne's County Infants and Toddlers Program FFY 2007 data demonstrating continued compliance.</p>
<p>8C. Percent of all children exiting Part C who received timely transition planning to support the child's transition to preschool and other appropriate community services by their third birthday including:</p> <p>C. Transition conference, if child potentially eligible for Part B.</p> <p>[Compliance Indicator]</p>	<p>The Queen Anne's County Infants and Toddlers Program data for this indicator are 100%. This represents an improvement from the FFY 2005 results of 95%. The State's target for this indicator is 100%.</p>	<p>The Queen Anne's County Infants and Toddlers Program data represent compliance for this indicator.</p> <p>MSDE looks forward to Queen Anne's County Infants and Toddlers Program FFY 2007 data demonstrating continued compliance.</p>
<p>9. General supervision system (including monitoring, complaints, hearings, etc.) identifies and corrects noncompliance as soon as possible but in no case later than one year from identification.</p> <p>[Compliance Indicator]</p>	<p>The Queen Anne's County Infants and Toddlers Program had a Corrective Action Plan due in indicator 7.</p>	<p>The Queen Anne's County Infants and Toddlers Program corrected non-compliance.</p>

Monitoring Priorities and Indicators	Status	MSDE Analysis/Next Steps
<p>14. State reported data (618 and State Performance Plan and Annual Performance Report) are timely and accurate.</p> <p>[Compliance Indicator]</p>	<p>Queen Anne's County Infants and Toddlers Program submitted 618 data and Final Program Report in a timely and accurate manner. Submission of the Semi-Annual Program Report was accurate but not timely.</p>	<p>Queen Anne's County Infants and Toddlers data met the State's target for the accurate submission of required 618 data and program reports for FFY 2006. The late submission of the Semi-Annual Program Report represents the untimely submission of data.</p> <p>MSDE expects Queen Anne's County Infants and Toddlers Program's submission of required FFY 2007 data to be timely and accurate.</p>



Nancy S. Grasmick
State Superintendent of Schools

200 West Baltimore Street • Baltimore, MD 21201 • 410-767-0100 • 410-333-6442 TTY/TDD

August 4, 2008

William Icenhower, M.D.
Health Officer
St. Mary's County Health Department
P.O. Box 316
Leonardtown, MD 20650

Dear Dr. Icenhower:

The Individuals with Disabilities Education Act 2004 (IDEA) focuses on each state's accountability on the State Performance Plan (SPP) indicators defined by the Office of Special Education Programs (OSEP). OSEP reviews each state's SPP and Annual Performance Report (APR) annually. Using the information obtained through review of the APR and other data sources, OSEP evaluates each state's performance on these indicators, and assigns each state to one of four levels of determination: Meets Requirements, Needs Assistance, Needs Intervention, or Needs Substantial Intervention. The determinations required under the federal statute are part of the on-going efforts to improve results for children and youth with disabilities. On June 6, 2008 OSEP issued its determination letters to each state's lead agency for Part C on the implementation of IDEA for Federal Fiscal Year (FFY) 2006, the 2006-2007 fiscal year. OSEP notified the Maryland State Department of Education (MSDE) that Maryland's Part C was at the level of Meets Requirements.

Pursuant to 20 U.S.C. §1416(a)(1)(C)(i), states are required to assign these same levels of determination annually under §1416(d) to each local Infants and Toddlers Program based on performance. In accordance with §1416(e) of IDEA 2004, states must use one of the following four categories to assign a determination to each local Infants and Toddlers Program: Meets Requirements, Needs Assistance, Needs Intervention, and Needs Substantial Intervention.

The MSDE, Division of Special Education/Early Intervention Services, uses a results-based rubric on specific indicators to rate each public agency's performance in meeting the State's targets as defined by the SPP for Part C. Attached is a document entitled "*Overview - Part C and Part B Public Agency Determinations*" that lists the Part C indicators considered in making determinations. MSDE carefully considered all aspects of this process. Based on available data, as well as information obtained through monitoring and complaint investigations, the St. Mary's County Infants and Toddlers Program has been determined to be **Needs Assistance (Year 2)**.

Dr. William Icenhower
August 4, 2008
Page Two

Specific factors affecting MSDE's determination that the St. Mary's County Infants and Toddlers Program **Needs Assistance** include: (1) Not meeting State targets for Performance Indicators 2, 5, and 6; (2) Demonstrating substantial compliance for three of six Compliance Indicators (Indicator 1, 8a, and 8b,); and (3) Findings for noncompliance identified in FFY 2005 were corrected within timelines in FFY 2006.

Attached to this letter are copies of the following documents:

- Overview – Part C and Part B Public Agency Determinations;
- Part C Local Determination Scoring Criteria;
- Part C Local Determination Table; and
- Part C Local Determination Framework for Technical Assistance and Intervention.

The "Part C Local Determination Table" provides an analysis of the St. Mary's County Infants and Toddlers Program data. The "Part C Local Determination Framework for Technical Assistance and Intervention" provides additional information relative to technical assistance and support available to your local school system.

The MSDE FFY 2005 determination for the St. Mary's County Infants and Toddlers Program was also **Needs Assistance**. In accordance with 20 U.S.C. §1416(e) and 34 C. F. R. §§300.600 and 300.604, if a local Infants and Toddlers Program is determined to be in need of assistance for two consecutive years, MSDE must take one or more of the following actions: 1) Advise the local Infants and Toddlers Program of available sources of technical assistance that may help the local Infants and Toddlers Program address the areas in which the program needs assistance; 2) Direct the use of federal funds to the area or area(s) the local Infants and Toddlers Program needs assistance; or 3) Identify the local Infants and Toddlers Program as a high-risk grantee and impose special conditions on the local Infants and Toddlers Program's IDEA Part C grant award.

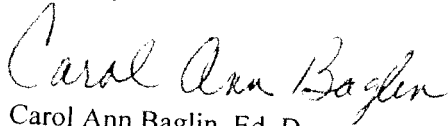
In collaboration with MSDE, the St. Mary's County Infants and Toddlers Program is to identify the type, amount, and frequency of assistance needed to address the specific needs in Indicator 7 (45-day Timeline), 8c (Timely Transition Planning), Indicator 14 (Timely and Accurate Data), Indicator 2 (Natural Environments), Indicator 5 (Child Find 0-1), and Indicator 6 (Child Find 0-3). MSDE is available to consult with the local Infants and Toddlers Program by telephone, fax, email, mail, or in-person.

As you know, the State must report annually to the public on the performance of each local Infants and Toddlers Program on the targets in the SPP under IDEA. The public may access the information about Maryland's performance at <http://mdideareport.org>. The requirement for public reporting on local Infants and Toddlers Program performance is a critical provision in ensuring accountability focusing on improved results for infants and toddlers with disabilities and their families. MSDE will continue to provide technical assistance opportunities as you work to improve performance under Part C of the IDEA. If you have any feedback on our past technical assistance efforts or the need for guidance, we would be happy to hear from you as we work to develop further mechanisms to support local improvement activities.

Dr. William Icenhower
August 4, 2008
Page Three

The MSDE is committed to supporting the efforts of the St. Mary's County Infants and Toddlers Program to improve results for infants and toddlers with disabilities and their families. If you have any questions, would like to discuss this further, or want to request technical assistance, please do not hesitate to call me at 410-767-0238.

Sincerely,



Carol Ann Baglin, Ed. D.
Assistant State Superintendent
Division of Special Education/
Early Intervention Services

CAB/DM
attachments

c: Nancy S. Grasmick
Nancy Luginbill
Anita Stevens
Branch/Section Chiefs

St. Mary's County Infants and Toddlers Program

Part C Local Determination Table

Federal Fiscal Year (FFY 2006)

July 1, 2006 through June 30, 2007

Monitoring Priorities and Indicators	Status	MSDE Analysis/Next Steps
1. Percent of infants and toddlers with IFSPs who receive the early intervention services on their IFSPs in a timely manner. [Compliance Indicator]	The St. Mary's County Infants and Toddlers Program data for this indicator are 100%. This was the same result reported for FFY 2005. The State's target for this indicator is 100%.	The St. Mary's County Infants and Toddlers Program data represent compliance for this indicator. MSDE looks forward to St. Mary's County Infants and Toddlers Program FFY 2007 data demonstrating continued compliance.
2. Percent of infants and toddlers with IFSPs who primarily receive early intervention services in the home or programs for typically developing children. [Results Indicator]	The St. Mary's County Infants and Toddlers Program data for this indicator are 60.8%. This represents slight improvement from the FFY 2005 data of 60.6%. The State's target is 89%	The St. Mary's County Infants and Toddlers Program results were significantly below the State's target for this indicator. MSDE expects the St. Mary's County Infants and Toddlers Program to fully implement improvement activities to ensure results that meet the State's target.
5. Percent of infants and toddlers birth to 1 with IFSPs compared to: A. Other States with similar eligibility definitions; and B. National data. [Results Indicator]	The St. Mary's County Infants and Toddlers Program data for this indicator are 1.19%. This represents improvement from the FFY 2005 data of 0.76%. The State's target is 1.50%.	The St. Mary's County Infants and Toddlers Program data did not meet the State's target for this indicator. MSDE expects the St. Mary's County Infants and Toddlers Program to fully implement improvement activities to ensure results that meet the State's target.

Monitoring Priorities and Indicators	Status	MSDE Analysis/Next Steps
<p>6. Percent of infants and toddlers birth to 3 with IFSPs compared to:</p> <p>A. Other States with similar eligibility definitions; and</p> <p>B. National data.</p> <p>[Results Indicator]</p>	<p>The St. Mary's County Infants and Toddlers Program data for this indicator are 2.28%. This represents slippage from the FFY 2005 data of 2.46%. The State's target for this indicator is 2.88%.</p>	<p>The St. Mary's County Infants and Toddlers Program results were significantly below the State's target for this indicator.</p> <p>MSDE expects the St. Mary's County Infants and Toddlers Program to fully implement improvement activities to ensure results that meet the State's target.</p>
<p>7. Percent of eligible infants and toddlers with IFSPs for whom an evaluation and assessment and an initial IFSP meeting were conducted within Part C's 45-day timeline.</p> <p>[Compliance Indicator]</p>	<p>The St. Mary's County Infants and Toddlers Program data for this indicator are 88%. This represents slippage from the FFY 2005 results of 96%. The State's target for this indicator is 100%.</p>	<p>The St. Mary's County Infants and Toddlers Program data did not meet the State's target for this indicator.</p> <p>MSDE expects the St. Mary's County Infants and Toddlers Program to fully implement improvement activities to ensure correction of noncompliance as soon as possible but in no case later than one year.</p>
<p>8A. Percent of all children exiting Part C who received timely transition planning to support the child's transition to preschool and other appropriate community services by their third birthday including:</p> <p>A. IFSP with transition steps and services.</p> <p>[Compliance Indicator]</p>	<p>The St. Mary's County Infants and Toddlers Program data for this indicator are 100%. The State's target for this indicator is 100%.</p>	<p>The St. Mary's County Infants and Toddlers Program data represent compliance for this indicator.</p> <p>MSDE looks forward to St. Mary's County Infants and Toddlers Program FFY 2007 data demonstrating continued compliance.</p>

Monitoring Priorities and Indicators	Status	MSDE Analysis/Next Steps
<p>8B. Percent of all children exiting Part C who received timely transition planning to support the child's transition to preschool and other appropriate community services by their third birthday including:</p> <p>B. Notification to LEA, if child potentially eligible for Part B; and</p> <p>[Compliance Indicator]</p>	<p>The St. Mary's County Infants and Toddlers Program data for this indicator are 100%. This was the same result reported for FFY 2005. The State's target for this indicator is 100%.</p>	<p>The St. Mary's County Infants and Toddlers Program data represent compliance for this indicator.</p> <p>MSDE looks forward to St. Mary's County Infants and Toddlers Program FFY 2007 data demonstrating continued compliance.</p>
<p>8C. Percent of all children exiting Part C who received timely transition planning to support the child's transition to preschool and other appropriate community services by their third birthday including:</p> <p>C. Transition conference, if child potentially eligible for Part B.</p> <p>[Compliance Indicator]</p>	<p>The St. Mary's County Infants and Toddlers Program data for this indicator are 92%. This represents slight slippage from the FFY 2005 results of 93%. The State's target for this indicator is 100%.</p>	<p>The St. Mary's County Infants and Toddlers Program data did not meet the State's target for this indicator.</p> <p>MSDE expects the St. Mary's County Infants and Toddlers Program to fully implement improvement activities to ensure correction of noncompliance as soon as possible but in no case later than one year.</p>
<p>9. General supervision system (including monitoring, complaints, hearings, etc.) identifies and corrects noncompliance as soon as possible but in no case later than one year from identification.</p> <p>[Compliance Indicator]</p>	<p>The St. Mary's County Infants and Toddlers Program had no Corrective Action Plans due for FFY 2006.</p>	<p>MSDE looks forward to St. Mary's County Infants and Toddlers Program FFY 2007 data demonstrating continued success.</p>

Monitoring Priorities and Indicators	Status	MSDE Analysis/Next Steps
<p>14. State reported data (618 and State Performance Plan and Annual Performance Report) are timely and accurate.</p> <p>[Compliance Indicator]</p>	<p>St. Mary's County Infants and Toddlers Program submitted 618 data in a timely and accurate manner. Submission of the Semi-Annual and Final Program Reports were accurate but not timely.</p>	<p>St. Mary's County Infants and Toddlers data met the State's target for the accurate submission of required 618 data and program reports for FFY 2006. The late submission of the Semi-Annual and Final Program Reports represent the untimely submission of data.</p> <p>MSDE expects St. Mary's County Infants and Toddlers Program's submission of required FFY 2007 data to be timely and accurate.</p>



Nancy S. Grasmick
State Superintendent of Schools

200 West Baltimore Street • Baltimore, MD 21201 • 410-767-0100 • 410-333-6442 TTY/TDD

August 4, 2008

Dr. Karen-Lee Brofee
Superintendent
Somerset County Public Schools
7982-A Crisfield Highway
Westover, MD 21871

Dear Dr. Brofee:

The Individuals with Disabilities Education Act 2004 (IDEA) focuses on each state's accountability on the State Performance Plan (SPP) indicators defined by the Office of Special Education Programs (OSEP). OSEP reviews each state's SPP and Annual Performance Report (APR) annually. Using the information obtained through review of the APR and other data sources, OSEP evaluates each state's performance on these indicators, and assigns each state to one of four levels of determination: Meets Requirements, Needs Assistance, Needs Intervention, or Needs Substantial Intervention. The determinations required under the federal statute are part of the on-going efforts to improve results for children and youth with disabilities. On June 6, 2008 OSEP issued its determination letters to each state's lead agency for Part C on the implementation of IDEA for Federal Fiscal Year (FFY) 2006, the 2006-2007 fiscal year. OSEP notified the Maryland State Department of Education (MSDE) that Maryland's Part C Determination was at the level of Meets Requirements.

Pursuant to 20 U.S.C. §1416(a)(1)(C)(i), states are required to assign these same levels of determination annually under §1416(d) to each local Infants and Toddlers Program based on performance. In accordance with §1416(e) of IDEA 2004, states must use one of the following four categories to assign a determination to each local Infants and Toddlers Program: Meets Requirements, Needs Assistance, Needs Intervention, and Needs Substantial Intervention.

The MSDE, Division of Special Education/Early Intervention Services, uses a results-based rubric on specific indicators to rate each public agency's performance in meeting the State's targets as defined by the SPP for Part C. Attached is a document entitled "*Overview - Part C and Part B Public Agency Determinations*" that lists the Part C indicators included in making determinations. MSDE carefully considered all aspects of this process. Based on available data, as well as information obtained through monitoring and complaint investigations, the Somerset County Infants and Toddlers Program has been determined to be **Meets Requirements**.

Dr. Karen-Lee Brofee
August 4, 2008
Page Two

Specific factors affecting MSDE's determination that the Somerset County Infants and Toddlers Program **Meets Requirements** include: (1) Meeting State target for Performance Indicator 2; (2) Demonstrating substantial compliance for four of six Compliance Indicators (1, 7, 8a, and 8b), but not significantly below in any compliance indicator; and (3) Findings of noncompliance identified by the State in FFY 2005 were corrected within timelines in FFY 06.

Attached to this letter are copies of the following documents:

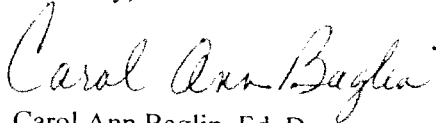
- Overview – Part C and Part B Public Agency Determinations;
- Part C Local Determination Scoring Criteria;
- Part C Local Determination Table; and
- Part C Local Determination Framework for Technical Assistance and Intervention.

The "Part C Local Determination Table" provides an analysis of the Somerset County Infants and Toddlers Program data. The "Part C Local Determination Framework for Technical Assistance and Intervention" provides additional information relative to technical assistance and support available to your local Infants and Toddlers Program.

As you know, the State must report annually to the public on the performance of each local Infants and Toddlers Program on the targets in the SPP under IDEA. The public may access the information about Maryland's performance at <http://mdideareport.org>. The requirement for public reporting on local Infants and Toddlers Program performance is a critical provision in ensuring accountability focusing on improved results for infants and toddlers with disabilities and their families. MSDE will continue to provide technical assistance opportunities as you work to improve performance under Part C of the IDEA. If you have any feedback on our past technical assistance efforts or the need for guidance, we would be happy to hear from you as we work to develop further mechanisms to support local improvement activities.

The MSDE is committed to supporting the efforts of the Somerset County Infants and Toddlers Program to improve results for infants and toddlers with disabilities and their families. If you have any questions, would like to discuss this further, or want to request technical assistance, please do not hesitate to call me at 410-767-0238.

Sincerely,



Carol Ann Baglin, Ed. D.
Assistant State Superintendent
Division of Special Education/
Early Intervention Services

CAB/dm
attachments

c: Nancy S. Grasmick
Betsy Reich
Vicky Ford
Branch/Section Chiefs

Somerset County Infants and Toddlers Program

Part C Local Determination Table

Federal Fiscal Year (FFY 2006)

July 1, 2006 through June 30, 2007

Monitoring Priorities and Indicators	Status	MSDE Analysis/Next Steps
<p>1. Percent of infants and toddlers with IFSPs who receive the early intervention services on their IFSPs in a timely manner. [Compliance Indicator]</p>	<p>The Somerset County Infants and Toddlers Program data for this indicator are 100%. This was the same result reported for FFY 2005. The State's target for this indicator is 100%.</p>	<p>The Somerset County Infants and Toddlers Program data represent compliance for this indicator. MSDE looks forward to Somerset County Infants and Toddlers Program FFY 2007 data demonstrating continued compliance.</p>
<p>2. Percent of infants and toddlers with IFSPs who primarily receive early intervention services in the home or programs for typically developing children. [Results Indicator]</p>	<p>The Somerset County Infants and Toddlers Program reported data for this indicator are 100.0%. This was the same result reported for FFY 2005. The State's target is 89%</p>	<p>The Somerset County Infants and Toddlers Program data met the State's target for this indicator. MSDE looks forward to Somerset County Infants and Toddler Program FFY 2007 data demonstrating continued success.</p>
<p>5. Percent of infants and toddlers birth to 1 with IFSPs compared to: A. Other States with similar eligibility definitions; and B. National data. [Results Indicator]</p>	<p>The Somerset County Infants and Toddlers Program data for this indicator are 0.00%. This represents slippage from the FFY 2005 results of 0.37%. The State's target is 1.50%.</p>	<p>The Somerset County Infants and Toddlers Program data results were significantly below the State's target for this indicator. MSDE expects the Somerset County Infants and Toddlers Program to fully implement improvement activities to ensure results that meet the State's target.</p>

Monitoring Priorities and Indicators	Status	MSDE Analysis/Next Steps
<p>6. Percent of infants and toddlers birth to 3 with IFSPs compared to:</p> <p>A. Other States with similar eligibility definitions; and</p> <p>B. National data.</p> <p>[Results Indicator]</p>	<p>The Somerset County Infants and Toddlers Program data for this indicator are 1.80%. This represents improvement from the FFY 2005 results of 1.61%. The State's target for this indicator is 2.88%.</p>	<p>The Somerset County Infants and Toddlers Program data results were significantly below the State's target for this indicator.</p> <p>MSDE expects the Somerset County Infants and Toddlers Program to fully implement improvement activities to ensure results that meet the State's target.</p>
<p>7. Percent of eligible infants and toddlers with IFSPs for whom an evaluation and assessment and an initial IFSP meeting were conducted within Part C's 45-day timeline.</p> <p>[Compliance Indicator]</p>	<p>The Somerset County Infants and Toddlers Program data for this indicator are 100%. This represents improvement from the FFY 2005 results of 50%. The State's target for this indicator is 100%.</p>	<p>The Somerset County Infants and Toddlers Program data represent compliance for this indicator.</p> <p>MSDE looks forward to Somerset County Infants and Toddlers Program FFY 2007 data demonstrating continued compliance.</p>
<p>8A. Percent of all children exiting Part C who received timely transition planning to support the child's transition to preschool and other appropriate community services by their third birthday including:</p> <p>A. IFSP with transition steps and services.</p> <p>[Compliance Indicator]</p>	<p>The Somerset County Infants and Toddlers Program data for this indicator are 100%. The State's target for this indicator is 100%.</p>	<p>The Somerset County Infants and Toddlers Program data represent compliance for this indicator.</p> <p>MSDE looks forward to Somerset County Infants and Toddlers Program FFY 2007 data demonstrating continued compliance.</p>

Monitoring Priorities and Indicators	Status	MSDE Analysis/Next Steps
<p>8B. Percent of all children exiting Part C who received timely transition planning to support the child's transition to preschool and other appropriate community services by their third birthday including:</p> <p>B. Notification to LEA, if child potentially eligible for Part B; and</p> <p>[Compliance Indicator]</p>	<p>The Somerset County Infants and Toddlers Program data for this indicator are 100%. This was the same result reported for FFY 2005. The State's target for this indicator is 100%.</p>	<p>The Somerset County Infants and Toddlers Program data represent compliance for this indicator.</p> <p>MSDE looks forward to Somerset County Infants and Toddlers Program FFY 2007 data demonstrating continued compliance.</p>
<p>8C. Percent of all children exiting Part C who received timely transition planning to support the child's transition to preschool and other appropriate community services by their third birthday including:</p> <p>C. Transition conference, if child potentially eligible for Part B.</p> <p>[Compliance Indicator]</p>	<p>The Somerset County Infants and Toddlers Program data for this indicator are 90%. This represents slippage from the FFY 2005 results of 100%. The State's target for this indicator is 100%.</p>	<p>The Somerset County Infants and Toddlers Program data did not meet the State's target for this indicator.</p> <p>MSDE expects the Somerset County Infants and Toddlers Program to fully implement improvement activities to ensure correction of noncompliance as soon as possible but in no case later than one year.</p>
<p>9. General supervision system (including monitoring, complaints, hearings, etc.) identifies and corrects noncompliance as soon as possible but in no case later than one year from identification.</p> <p>[Compliance Indicator]</p>	<p>The Somerset County Infants and Toddlers Program had no Corrective Action Plans due for FFY 2006.</p>	<p>MSDE looks forward to Somerset County Infants and Toddlers Program FFY 2007 data demonstrating continued success.</p>

Monitoring Priorities and Indicators	Status	MSDE Analysis/Next Steps
<p>14. State reported data (618 and State Performance Plan and Annual Performance Report) are timely and accurate.</p> <p>[Compliance Indicator]</p>	<p>Somerset County Infants and Toddlers Program submitted 618 data in a timely and accurate manner. Submission of the Semi-Annual and Final Program Reports were accurate but not timely.</p>	<p>Somerset County Infants and Toddlers data met the State's target for the accurate submission of required 618 data and program reports for FFY 2006. The late submission of the Semi-Annual and Final Program Reports represent the untimely submission of data.</p> <p>MSDE expects Somerset County Infants and Toddlers Program's submission of required FFY 2007 data to be timely and accurate.</p>



Nancy S. Grasmick
State Superintendent of Schools

200 West Baltimore Street • Baltimore, MD 21201 • 410-767-0100 • 410-333-6442 TTY/TDD

August 4, 2008

Dr. Karen Salmon
Superintendent
Talbot County Public Schools
P.O. Box 1029
Easton, MD 21601

Dear Dr. Salmon:

The Individuals with Disabilities Education Act 2004 (IDEA) focuses on each state's accountability on the State Performance Plan (SPP) indicators defined by the Office of Special Education Programs (OSEP). OSEP reviews each state's SPP and Annual Performance Report (APR) annually. Using the information obtained through review of the APR and other data sources, OSEP evaluates each state's performance on these indicators, and assigns each state to one of four levels of determination: Meets Requirements, Needs Assistance, Needs Intervention, or Needs Substantial Intervention. The determinations required under the federal statute are part of the on-going efforts to improve results for children and youth with disabilities. On June 6, 2008 OSEP issued its determination letters to each state's lead agency for Part C on the implementation of IDEA for Federal Fiscal Year (FFY) 2006, the 2006-2007 fiscal year. OSEP notified the Maryland State Department of Education (MSDE) that Maryland's Part C Determination was at the level of Meets Requirements.

Pursuant to 20 U.S.C. §1416(a)(1)(C)(i), states are required to assign these same levels of determination annually under §1416(d) to each local Infants and Toddlers Program based on performance. In accordance with §1416(e) of IDEA 2004, states must use one of the following four categories to assign a determination to each local Infants and Toddlers Program: Meets Requirements, Needs Assistance, Needs Intervention, and Needs Substantial Intervention.

The MSDE, Division of Special Education/Early Intervention Services, uses a results-based rubric on specific indicators to rate each public agency's performance in meeting the State's targets as defined by the SPP for Part C. Attached is a document entitled "*Overview - Part C and Part B Public Agency Determinations*" that lists the Part C indicators included in making determinations. MSDE carefully considered all aspects of this process. Based on available data, as well as information obtained through monitoring and complaint investigations, the Talbot County Infants and Toddlers Program has been determined to be **Meets Requirements**.

Dr. Karen Salmon
August 4, 2008
Page Two

Specific factors affecting MSDE's determination that the Talbot County Infants and Toddlers Program **Meets Requirements** include: (1) Meeting State targets for Performance Indicators 2 and 6; (2) Demonstrating substantial compliance for six of six Compliance Indicators (1, 7, 8a, 8b, 8c, and 14); and (3) Findings of noncompliance identified by the State in FFY 2005 were corrected within timelines in FFY 06.

Attached to this letter are copies of the following documents:

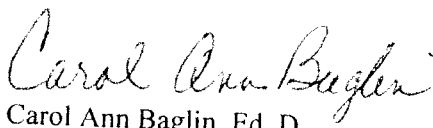
- Overview – Part C and Part B Public Agency Determinations;
- Part C Local Determination Scoring Criteria;
- Part C Local Determination Table; and
- Part C Local Determination Framework for Technical Assistance and Intervention.

The "Part C Local Determination Table" provides an analysis of the Talbot County Infants and Toddlers Program data. The "Part C Local Determination Framework for Technical Assistance and Intervention" provides additional information relative to technical assistance and support available to your local Infants and Toddlers Program.

As you know, the State must report annually to the public on the performance of each local Infants and Toddlers Program on the targets in the SPP under IDEA. The public may access the information about Maryland's performance at <http://mdideareport.org>. The requirement for public reporting on local Infants and Toddlers Program performance is a critical provision in ensuring accountability focusing on improved results for infants and toddlers with disabilities and their families. MSDE will continue to provide technical assistance opportunities as you work to improve performance under Part C of the IDEA. If you have any feedback on our past technical assistance efforts or the need for guidance, we would be happy to hear from you as we work to develop further mechanisms to support local improvement activities.

The MSDE is committed to supporting the efforts of the Talbot County Infants and Toddlers Program to improve results for infants and toddlers with disabilities and their families. If you have any questions, would like to discuss this further, or want to request technical assistance, please do not hesitate to call me at 410-767-0238.

Sincerely,



Carol Ann Baglin, Ed. D.
Assistant State Superintendent
Division of Special Education/
Early Intervention Services

CAB/dm
attachments

c: Nancy S. Grasmick
Michelle Steelman
Branch/Section Chiefs

Talbot County Infants and Toddlers Program

Part C Local Determination Table

Federal Fiscal Year (FFY 2006)

July 1, 2006 through June 30, 2007

Monitoring Priorities and Indicators	Status	MSDE Analysis/Next Steps
<p>1. Percent of infants and toddlers with IFSPs who receive the early intervention services on their IFSPs in a timely manner. [Compliance Indicator]</p>	<p>The Talbot County Infants and Toddlers Program data for this indicator are 100%. This was the same result reported for FFY 2005. The State's target for this indicator is 100%.</p>	<p>The Talbot County Infants and Toddlers Program represent compliance for this indicator. MSDE looks forward to Talbot County Infants and Toddlers Program FFY 2007 data demonstrating continued compliance.</p>
<p>2. Percent of infants and toddlers with IFSPs who primarily receive early intervention services in the home or programs for typically developing children. [Results Indicator]</p>	<p>The Talbot County Infants and Toddlers Program data for this indicator are 100.0%. This was the same result reported for FFY 2005. The State's target is 89%.</p>	<p>The Talbot County Infants and Toddlers Program met the State's target for this indicator. MSDE looks forward to Talbot County Infants and Toddlers Program FFY 2007 data demonstrating continued success.</p>
<p>5. Percent of infants and toddlers birth to 1 with IFSPs compared to: A. Other States with similar eligibility definitions; and B. National data. [Results Indicator]</p>	<p>The Talbot County Infants and Toddlers Program data for this indicator are 1.47%. This represents slippage from the FFY 2005 results of 3.15%. The State's target is 1.50%.</p>	<p>The Talbot County Infants and Toddlers Program data did not meet the State's target for this indicator. MSDE expects the Talbot County Infants and Toddlers Program to fully implement improvement activities to ensure results that meet the State's target.</p>

Monitoring Priorities and Indicators	Status	MSDE Analysis/Next Steps
<p>6. Percent of infants and toddlers birth to 3 with IFSPs compared to:</p> <p>A. Other States with similar eligibility definitions; and</p> <p>B. National data.</p> <p>[Results Indicator]</p>	<p>The Talbot County Infants and Toddlers Program data for this indicator are 3.16%. This represents slippage from the FFY 2005 results of 4.37%. The State's target for this indicator is 2.88%.</p>	<p>The Talbot County Infants and Toddlers Program met the State's target for this indicator.</p> <p>MSDE looks forward to Talbot County Infants and Toddlers Program FFY 2007 data demonstrating continued success.</p>
<p>7. Percent of eligible infants and toddlers with IFSPs for whom an evaluation and assessment and an initial IFSP meeting were conducted within Part C's 45-day timeline.</p> <p>[Compliance Indicator]</p>	<p>The Talbot County Infants and Toddlers Program data for this indicator are 100%. This represents improvement from the FFY 2005 results of 95%. The State's target for this indicator is 100%.</p>	<p>The Talbot County Infants and Toddlers Program represent compliance for this indicator.</p> <p>MSDE looks forward to Talbot County Infants and Toddlers Program FFY 2007 data demonstrating continued compliance.</p>
<p>8A. Percent of all children exiting Part C who received timely transition planning to support the child's transition to preschool and other appropriate community services by their third birthday including:</p> <p>A. IFSP with transition steps and services.</p> <p>[Compliance Indicator]</p>	<p>The Talbot County Infants and Toddlers Program data for this indicator are 100%. The State's target for this indicator is 100%.</p>	<p>The Talbot County Infants and Toddlers Program represent compliance for this indicator.</p> <p>MSDE looks forward to Talbot County Infants and Toddlers Program FFY 2007 data demonstrating continued compliance.</p>

Monitoring Priorities and Indicators	Status	MSDE Analysis/Next Steps
<p>8B. Percent of all children exiting Part C who received timely transition planning to support the child's transition to preschool and other appropriate community services by their third birthday including:</p> <p>B. Notification to LEA, if child potentially eligible for Part B; and</p> <p>[Compliance Indicator]</p>	<p>The Talbot County Infants and Toddlers Program data for this indicator are 100%. This was the same result reported for FFY 2005. The State's target for this indicator is 100%.</p>	<p>The Talbot County Infants and Toddlers Program represent compliance for this indicator.</p> <p>MSDE looks forward to Talbot County Infants and Toddlers Program FFY 2007 data demonstrating continued compliance.</p>
<p>8C. Percent of all children exiting Part C who received timely transition planning to support the child's transition to preschool and other appropriate community services by their third birthday including:</p> <p>C. Transition conference, if child potentially eligible for Part B.</p> <p>[Compliance Indicator]</p>	<p>The Talbot County Infants and Toddlers Program data for this indicator are 100%. This was the same result reported for FFY 2005. The State's target for this indicator is 100%.</p>	<p>The Talbot County Infants and Toddlers Program represent compliance for this indicator.</p> <p>MSDE looks forward to Talbot County Infants and Toddlers Program FFY 2007 data demonstrating continued compliance.</p>
<p>9. General supervision system (including monitoring, complaints, hearings, etc.) identifies and corrects noncompliance as soon as possible but in no case later than one year from identification.</p> <p>[Compliance Indicator]</p>	<p>The Talbot County Infants and Toddlers Program had no Corrective Action Plans due for FFY 2006.</p>	<p>MSDE looks forward to Talbot County Infants and Toddlers Program FFY 2007 data demonstrating continued success.</p>

Monitoring Priorities and Indicators	Status	MSDE Analysis/Next Steps
<p>14. State reported data (618 and State Performance Plan and Annual Performance Report) are timely and accurate. [Compliance Indicator]</p>	<p>Talbot County Infants and Toddlers Program submitted 618 data and program reports in a timely and accurate manner.</p>	<p>Talbot County Infants and Toddlers data met the State's target for the timely and accurate submission of required 618 data and program reports for FFY 2006. MSDE expects Talbot County Infants and Toddlers Program's submission of required FFY 2007 data to be timely and accurate.</p>



Nancy S. Grasmick
State Superintendent of Schools

200 West Baltimore Street • Baltimore, MD 21201 • 410-767-0100 • 410-333-6442 TTY/TDD

August 4, 2008

Dr. Elizabeth Morgan
Superintendent
Washington County Public Schools
P.O. Box 730
820 Commonwealth Avenue
Hagerstown, MD 21741

Dear Dr. Morgan:

The Individuals with Disabilities Education Act 2004 (IDEA) focuses on each state's accountability on the State Performance Plan (SPP) indicators defined by the Office of Special Education Programs (OSEP). OSEP reviews each state's SPP and Annual Performance Report (APR) annually. Using the information obtained through review of the APR and other data sources, OSEP evaluates each state's performance on these indicators, and assigns each state to one of four levels of determination: Meets Requirements, Needs Assistance, Needs Intervention, or Needs Substantial Intervention. The determinations required under the federal statute are part of the on-going efforts to improve results for children and youth with disabilities. On June 6, 2008 OSEP issued its determination letters to each state's lead agency for Part C on the implementation of IDEA for Federal Fiscal Year (FFY) 2006, the 2006-2007 academic year. OSEP notified the Maryland State Department of Education (MSDE) that Maryland's Part C Determination was at the level of Meets Requirements.

Pursuant to 20 U.S.C. §1416(a)(1)(C)(i), states are required to assign these same levels of determination annually under §1416(d) to each local Infants and Toddlers Program based on performance. In accordance with §1416(e) of IDEA 2004, states must use one of the following four categories to assign a determination to each local Infants and Toddlers Program: Meets Requirements, Needs Assistance, Needs Intervention, and Needs Substantial Intervention.

The MSDE, Division of Special Education/Early Intervention Services, uses a results-based rubric on specific indicators to rate each public agency's performance in meeting the State's targets as defined by the SPP for Part C. Attached is a document entitled "Overview - *Part C and Part B Public Agency Determinations*" that lists the Part C indicators considered in making determinations. MSDE carefully considered all aspects of this process. Based on available data, as well as information obtained through monitoring and complaint investigations, the Washington County Infants and Toddlers Program has been determined to be **Needs Assistance**.

Mr. Elizabeth Morgan
August 4, 2008
Page Two

Specific factors affecting MSDE's determination that Washington County Infants and Toddlers Program **Needs Assistance** include: (1) Meeting State targets for Performance Indicators 2 and 5; (2) Demonstrating substantial compliance for five of six Compliance Indicators (1, 8a, 8b, 8c, and 14), with data in Indicator 7 below 85%; and (3) Findings for noncompliance identified in FFY 2005 were corrected within timelines in FFY 2006.

Attached to this letter are copies of the following documents:

- Overview – Part C and Part B Public Agency Determinations;
- Part C Local Determination Scoring Criteria;
- Part C Local Determination Table; and
- Part C Local Determination Framework for Technical Assistance and Intervention.

The "Part C Local Determination Table" provides an analysis of the Washington County Infants and Toddlers Program data. The "Part C Local Determination Framework for Technical Assistance and Intervention" provides additional information relative to technical assistance and support available to your local Infants and Toddlers Program.

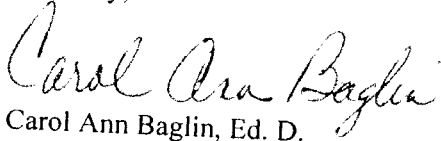
Please be advised that in accordance with 20 U.S.C. §1416(e) and 34 C. F. R. §§300.600 and 300.604, if a local Infants and Toddlers Program is determined to be in **Needs Assistance** for two consecutive years, MSDE must take one or more of the following actions: 1) Advise the local Infants and Toddlers Program of available sources of technical assistance that may help the local program address the areas in which the local Infants and Toddlers Program needs assistance; 2) Direct the use of federal funds to the area or area(s) the local Infants and Toddlers Program needs assistance; or 3) Identify the local Infants and Toddlers Program as a high-risk grantee and impose special conditions on the local Infants and Toddlers Program's IDEA Part C grant award.

As you know, the State must report annually to the public on the performance of each local school system on the targets in the SPP under IDEA. The public may access information about Maryland's performance at <http://mdideareport.org>. The requirement for public reporting on local school system performance is a critical provision in ensuring accountability focusing on improved results for students with disabilities. MSDE will continue to provide technical assistance opportunities as you work to improve performance under Part C of the IDEA. If you have any feedback on our past technical assistance efforts or the need for guidance, we would be happy to hear from you as we work to develop further mechanisms to support local improvement activities.

Dr. Elizabeth Morgan
August 4, 2008
Page Three

The MSDE is committed to supporting the efforts of the Washington County Infants and Toddlers Program to improve results for students with disabilities. If you have any questions, would like to discuss this further, or want to request technical assistance, please do not hesitate to call me at 410-767-0238.

Sincerely,



Carol Ann Baglin, Ed. D.
Assistant State Superintendent
Division of Special Education/
Early Intervention Services

CAB/DM

attachments

c: Nancy S. Grasmick
Mariam Robins
Branch/Section Chiefs

Washington County Infants and Toddlers Program

Part C Local Determination Table

Federal Fiscal Year (FFY 2006)

July 1, 2006 through June 30, 2007

Monitoring Priorities and Indicators	Status	MSDE Analysis/Next Steps
<p>1. Percent of infants and toddlers with IFSPs who receive the early intervention services on their IFSPs in a timely manner. [Compliance Indicator]</p>	<p>The Washington County Infants and Toddlers Program data for this indicator are 100%. This was an improvement from the FFY 2005 results of 96%. The State's target for this indicator is 100%.</p>	<p>The Washington County Infants and Toddlers Program data represent compliance for this indicator. MSDE looks forward to Washington County Infants and Toddlers Program FFY 2007 data demonstrating continued compliance.</p>
<p>2. Percent of infants and toddlers with IFSPs who primarily receive early intervention services in the home or programs for typically developing children. [Results Indicator]</p>	<p>The Washington County Infants and Toddlers Program data for this indicator are 93.8%. This represents slight slippage from the FFY 2005 results of 94.0%. The State's target is 89%.</p>	<p>The Washington County Infants and Toddlers Program data met the State's target for this indicator. MSDE looks forward to Washington County Infants and Toddler Program FFY 2007 data demonstrating continued success.</p>
<p>5. Percent of infants and toddlers birth to 1 with IFSPs compared to: A. Other States with similar eligibility definitions; and B. National data. [Results Indicator]</p>	<p>The Washington County Infants and Toddlers Program data for this indicator are 1.72%. This represents slight slippage from the FFY 2005 results of 1.74%. The State's target is 1.50%.</p>	<p>The Washington County Infants and Toddlers Program data met the State's target for this indicator. MSDE looks forward to Washington County Infants and Toddler Program FFY 2007 data demonstrating continued success.</p>

Monitoring Priorities and Indicators	Status	MSDE Analysis/Next Steps
<p>6. Percent of infants and toddlers birth to 3 with IFSPs compared to:</p> <p>A. Other States with similar eligibility definitions; and</p> <p>B. National data.</p> <p>[Results Indicator]</p>	<p>The Washington County Infants and Toddlers Program data for this indicator are 2.48%. This represents slight slippage from the FFY 2005 results of 2.50%. The State's target for this indicator is 2.88%.</p>	<p>The Washington County Infants and Toddlers Program results were significantly below the State's target for this indicator.</p> <p>MSDE expects the Washington County Infants and Toddlers Program to fully implement improvement activities to ensure results that meet the State's target.</p>
<p>7. Percent of eligible infants and toddlers with IFSPs for whom an evaluation and assessment and an initial IFSP meeting were conducted within Part C's 45-day timeline.</p> <p>[Compliance Indicator]</p>	<p>The Washington County Infants and Toddlers Program data for this indicator are 80%. This represents slippage from the FFY 2005 results of 93%. The State's target for this indicator is 100%.</p>	<p>The Washington County Infants and Toddlers Program results were significantly below the State's target for this indicator.</p> <p>MSDE expects the Washington County Infants and Toddlers Program to fully implement improvement activities to ensure correction of noncompliance as soon as possible but in no case later than one year.</p>
<p>8A. Percent of all children exiting Part C who received timely transition planning to support the child's transition to preschool and other appropriate community services by their third birthday including:</p> <p>A. IFSP with transition steps and services.</p> <p>[Compliance Indicator]</p>	<p>The Washington County Infants and Toddlers Program data for this indicator are 100%. The State's target for this indicator is 100%.</p>	<p>The Washington County Infants and Toddlers Program data represent compliance for this indicator.</p> <p>MSDE looks forward to Washington County Infants and Toddlers Program FFY 2007 data demonstrating continued compliance.</p>

Monitoring Priorities and Indicators	Status	MSDE Analysis/Next Steps
<p>8B. Percent of all children exiting Part C who received timely transition planning to support the child's transition to preschool and other appropriate community services by their third birthday including:</p> <p>B. Notification to LEA, if child potentially eligible for Part B; and</p> <p>[Compliance Indicator]</p>	<p>The Washington County Infants and Toddlers Program data for this indicator are 100%. This was the same result reported for FFY 2005. The State's target for this indicator is 100%.</p>	<p>The Washington County Infants and Toddlers Program data represent compliance for this indicator.</p> <p>MSDE looks forward to Washington County Infants and Toddlers Program FFY 2007 data demonstrating continued compliance.</p>
<p>8C. Percent of all children exiting Part C who received timely transition planning to support the child's transition to preschool and other appropriate community services by their third birthday including:</p> <p>C. Transition conference, if child potentially eligible for Part B.</p> <p>[Compliance Indicator]</p>	<p>The Washington County Infants and Toddlers Program data for this indicator are 100%. This was an improvement from the FFY 2005 results of 95%. The State's target for this indicator is 100%.</p>	<p>The Washington County Infants and Toddlers Program data represent compliance for this indicator.</p> <p>MSDE looks forward to Washington County Infants and Toddlers Program FFY 2007 data demonstrating continued compliance.</p>
<p>9. General supervision system (including monitoring, complaints, hearings, etc.) identifies and corrects noncompliance as soon as possible but in no case later than one year from identification.</p> <p>[Compliance Indicator]</p>	<p>The Washington County Infants and Toddlers Program had no Corrective Action Plans due for FFY 2006.</p>	<p>MSDE looks forward to Washington County Infants and Toddler Program FFY 2007 data demonstrating continued success.</p>

Monitoring Priorities and Indicators	Status	MSDE Analysis/Next Steps
<p>14. State reported data (618 and State Performance Plan and Annual Performance Report) are timely and accurate.</p> <p>[Compliance Indicator]</p>	<p>Washington County Infants and Toddlers Program submitted 618 data and program reports in a timely and accurate manner.</p>	<p>Washington County Infants and Toddlers data met the State's target for the timely and accurate submission of required 618 data and program reports for FFY 2006.</p> <p>MSDE expects Washington County Infants and Toddlers Program's submission of required FFY 2007 data to be timely and accurate.</p>



Nancy S. Grasmick
State Superintendent of Schools

200 West Baltimore Street • Baltimore, MD 21201 • 410-767-0100 • 410-333-6442 TTY/TDD

August 4, 2008

Dr. John Fredericksen
Superintendent
Wicomico County Public Schools
P.O. Box 1538
Salisbury, MD 21802

Dear Dr. Fredericksen:

The Individuals with Disabilities Education Act 2004 (IDEA) focuses on each state's accountability on the State Performance Plan (SPP) indicators defined by the Office of Special Education Programs (OSEP). OSEP reviews each state's SPP and Annual Performance Report (APR) annually. Using the information obtained through review of the APR and other data sources, OSEP evaluates each state's performance on these indicators, and assigns each state to one of four levels of determination: Meets Requirements, Needs Assistance, Needs Intervention, or Needs Substantial Intervention. The determinations required under the federal statute are part of the on-going efforts to improve results for children and youth with disabilities. On June 6, 2008 OSEP issued its determination letters to each state's lead agency for Part C on the implementation of IDEA for Federal Fiscal Year (FFY) 2006, the 2006-2007 fiscal year. OSEP notified the Maryland State Department of Education (MSDE) that Maryland's Part C Determination was at the level of Meets Requirements.

Pursuant to 20 U.S.C. §1416(a)(1)(C)(i), states are required to assign these same levels of determination annually under §1416(d) to each local Infants and Toddlers Program based on performance. In accordance with §1416(e) of IDEA 2004, states must use one of the following four categories to assign a determination to each local Infants and Toddlers Program: Meets Requirements, Needs Assistance, Needs Intervention, and Needs Substantial Intervention.

The MSDE, Division of Special Education/Early Intervention Services, uses a results-based rubric on specific indicators to rate each public agency's performance in meeting the State's targets as defined by the SPP for Part C. Attached is a document entitled "*Overview - Part C and Part B Public Agency Determinations*" that lists the Part C indicators included in making determinations. MSDE carefully considered all aspects of this process. Based on available data, as well as information obtained through monitoring and complaint investigations, the Wicomico County Infants and Toddlers Program has been determined to be **Meets Requirements**.

Dr. John Frederickson
August 4, 2008
Page Two

Specific factors affecting MSDE's determination that the Wicomico County Infants and Toddlers Program **Meets Requirements** include: (1) Meeting State target for Indicator 2; (2) Demonstrating substantial compliance for five of six Compliance Indicators (1, 8a, 8b, 8c, and 14) but data in Indicator 7 was not significantly below the target; and (3) Findings of noncompliance identified by the State in FFY 2005 were corrected within timelines in FFY 06.

Attached to this letter are copies of the following documents:


- Overview – Part C and Part B Public Agency Determinations;
- Part C Local Determination Scoring Criteria;
- Part C Local Determination Table; and
- Part C Local Determination Framework for Technical Assistance and Intervention.

The "Part C Local Determination Table" provides an analysis of the Wicomico County Infants and Toddlers Program data. The "Part C Local Determination Framework for Technical Assistance and Intervention" provides additional information relative to technical assistance and support available to your local Infants and Toddlers Program.

As you know, the State must report annually to the public on the performance of each local Infants and Toddlers Program on the targets in the SPP under IDEA. The public may access the information about Maryland's performance at <http://mdideareport.org>. The requirement for public reporting on local Infants and Toddlers Program performance is a critical provision in ensuring accountability focusing on improved results for infants and toddlers with disabilities and their families. MSDE will continue to provide technical assistance opportunities as you work to improve performance under Part C of the IDEA. If you have any feedback on our past technical assistance efforts or the need for guidance, we would be happy to hear from you as we work to develop further mechanisms to support local improvement activities.

The MSDE is committed to supporting the efforts of the Wicomico County Infants and Toddlers Program to improve results for infants and toddlers with disabilities and their families. If you have any questions, would like to discuss this further, or want to request technical assistance, please do not hesitate to call me at 410-767-0238.

Sincerely,



Carol Ann Baglin, Ed. D.
Assistant State Superintendent
Division of Special Education/
Early Intervention Services

CAB/dm
attachments

c: Nancy S. Grasmick
Bonnie Walston
Genie Hershberger
Branch/Section Chiefs

Wicomico County Infants and Toddlers Program

Part C Local Determination Table

Federal Fiscal Year (FFY 2006)

July 1, 2006 through June 30, 2007

Monitoring Priorities and Indicators	Status	MSDE Analysis/Next Steps
<p>1. Percent of infants and toddlers with IFSPs who receive the early intervention services on their IFSPs in a timely manner. [Compliance Indicator]</p>	<p>The Wicomico County Infants and Toddlers Program data for this indicator are 100%. This represents an improvement from the FFY 2005 results of 97%. The State's target for this indicator is 100%.</p>	<p>The Wicomico County Infants and Toddlers Program data represent compliance for this indicator. MSDE looks forward to Wicomico County Infants and Toddlers Program FFY 2007 data demonstrating continued compliance.</p>
<p>2. Percent of infants and toddlers with IFSPs who primarily receive early intervention services in the home or programs for typically developing children. [Results Indicator]</p>	<p>The Wicomico County Infants and Toddlers Program data for this indicator are 100.0%. This was the same result reported for FFY 2005. The State's target is 89%</p>	<p>The Wicomico County Infants and Toddlers Program data met the State's target for this indicator. MSDE looks forward to Wicomico County Infants and Toddlers Program FFY 2007 data demonstrating continued success.</p>
<p>5. Percent of infants and toddlers birth to 1 with IFSPs compared to: A. Other States with similar eligibility definitions; and B. National data. [Results Indicator]</p>	<p>The Wicomico County Infants and Toddlers Program data for this indicator are 1.43%. This represents an improvement from the FFY 2005 results of 1.07%. The State's target is 1.50%.</p>	<p>The Wicomico County Infants and Toddlers Program data did not meet the State's target for this indicator. MSDE expects the Wicomico County Infants and Toddlers Program to fully implement improvement activities to ensure results that meet the State's target.</p>

Monitoring Priorities and Indicators	Status	MSDE Analysis/Next Steps
<p>6. Percent of infants and toddlers birth to 3 with IFSPs compared to:</p> <p>A. Other States with similar eligibility definitions; and</p> <p>B. National data.</p> <p>[Results Indicator]</p>	<p>The Wicomico County Infants and Toddlers Program data for this indicator are 2.74%. This represents slight slippage from the FFY 2005 results of 2.78%. The State's target for this indicator is 2.88%.</p>	<p>The Wicomico County Infants and Toddlers Program data did not meet the State's target for this indicator.</p> <p>MSDE expects the Wicomico County Infants and Toddlers Program to fully implement improvement activities to ensure results that meet the State's target.</p>
<p>7. Percent of eligible infants and toddlers with IFSPs for whom an evaluation and assessment and an initial IFSP meeting were conducted within Part C's 45-day timeline.</p> <p>[Compliance Indicator]</p>	<p>The Wicomico County Infants and Toddlers Program data for this indicator are 91%. This represents slippage from the FFY 2005 results of 93%. The State's target for this indicator is 100%.</p>	<p>The Wicomico County Infants and Toddlers Program data did not meet the State's target for this indicator.</p> <p>MSDE expects the Wicomico County Infants and Toddlers Program to fully implement improvement activities to ensure correction of noncompliance as soon as possible but in no case later than one year.</p>
<p>8A. Percent of all children exiting Part C who received timely transition planning to support the child's transition to preschool and other appropriate community services by their third birthday including:</p> <p>A. IFSP with transition steps and services.</p> <p>[Compliance Indicator]</p>	<p>The Wicomico County Infants and Toddlers Program data for this indicator are 100%. The State's target for this indicator is 100%.</p>	<p>The Wicomico County Infants and Toddlers Program data represent compliance for this indicator.</p> <p>MSDE looks forward to Wicomico County Infants and Toddlers Program FFY 2007 data demonstrating continued compliance.</p>

Monitoring Priorities and Indicators	Status	MSDE Analysis/Next Steps
<p>8B. Percent of all children exiting Part C who received timely transition planning to support the child's transition to preschool and other appropriate community services by their third birthday including:</p> <p>B. Notification to LEA, if child potentially eligible for Part B; and</p> <p>[Compliance Indicator]</p>	<p>The Wicomico County Infants and Toddlers Program data for this indicator are 100%. This was the same result reported for FFY 2005. The State's target for this indicator is 100%.</p>	<p>The Wicomico County Infants and Toddlers Program data represent compliance for this indicator.</p> <p>MSDE looks forward to Wicomico County Infants and Toddlers Program FFY 2007 data demonstrating continued compliance.</p>
<p>8C. Percent of all children exiting Part C who received timely transition planning to support the child's transition to preschool and other appropriate community services by their third birthday including:</p> <p>C. Transition conference, if child potentially eligible for Part B.</p> <p>[Compliance Indicator]</p>	<p>The Wicomico County Infants and Toddlers Program data for this indicator are 100%. This was the same result reported for FFY 2005. The State's target for this indicator is 100%.</p>	<p>The Wicomico County Infants and Toddlers Program data represent compliance for this indicator.</p> <p>MSDE looks forward to Wicomico County Infants and Toddlers Program FFY 2007 data demonstrating continued compliance.</p>
<p>9. General supervision system (including monitoring, complaints, hearings, etc.) identifies and corrects noncompliance as soon as possible but in no case later than one year from identification.</p> <p>[Compliance Indicator]</p>	<p>The Wicomico County Infants and Toddlers Program had no Corrective Action Plans due for FFY 2006.</p>	<p>MSDE looks forward to Wicomico County Infants and Toddlers Program FFY 2007 data demonstrating continued success.</p>

Monitoring Priorities and Indicators	Status	MSDE Analysis/Next Steps
<p>14. State reported data (618 and State Performance Plan and Annual Performance Report) are timely and accurate. [Compliance Indicator]</p>	<p>Wicomico County Infants and Toddlers Program submitted 618 data and program reports in a timely and accurate manner.</p>	<p>Wicomico County Infants and Toddlers data met the State's target for the timely and accurate submission of required 618 data and program reports for FFY 2006. MSDE expects Wicomico County Infants and Toddlers Program's submission of required FFY 2007 data to be timely and accurate.</p>

Worcester County Infants and Toddlers Program

Part C Local Determination Table

Federal Fiscal Year (FFY 2006)

July 1, 2006 through June 30, 2007

Monitoring Priorities and Indicators	Status	MSDE Analysis/Next Steps
1. Percent of infants and toddlers with IFSPs who receive the early intervention services on their IFSPs in a timely manner. [Compliance Indicator]	The Worcester County Infants and Toddlers Program data for this indicator are 100%. This was the same result reported for FFY 2005. The State's target for this indicator is 100%.	The Worcester County Infants and Toddlers Program data represent compliance for this indicator. MSDE looks forward to Worcester County Infants and Toddlers Program FFY 2007 data demonstrating continued compliance.
2. Percent of infants and toddlers with IFSPs who primarily receive early intervention services in the home or programs for typically developing children. [Results Indicator]	The Worcester County Infants and Toddlers Program data for this indicator are 100.0%. This was the same result reported for FFY 2005. The State's target is 89%	The Worcester County Infants and Toddlers Program data met the State's target for this indicator. MSDE looks forward to Worcester County Infants and Toddlers Program FFY 2007 data demonstrating continued success.
5. Percent of infants and toddlers birth to 1 with IFSPs compared to: A. Other States with similar eligibility definitions; and B. National data. [Results Indicator]	The Worcester County Infants and Toddlers Program data for this indicator are 0.45%. This represents slippage from the FFY 2005 results of 0.92%. The State's target is 1.50%.	The Worcester County Infants and Toddlers Program results were significantly below the State's target for this indicator. MSDE expects the Worcester County Infants and Toddlers Program to fully implement improvement activities to ensure results that meet the State's target.

Monitoring Priorities and Indicators	Status	MSDE Analysis/Next Steps
<p>6. Percent of infants and toddlers birth to 3 with IFSPs compared to:</p> <p>A. Other States with similar eligibility definitions; and</p> <p>B. National data.</p> <p>[Results Indicator]</p>	<p>The Worcester County Infants and Toddlers Program data for this indicator are 1.73%. This represents slippage from the FFY 2005 results of 2.53%. The State's target for this indicator is 2.88%.</p>	<p>The Worcester County Infants and Toddlers Program results were significantly below the State's target for this indicator.</p> <p>MSDE expects the Worcester County Infants and Toddlers Program to fully implement improvement activities to ensure results that meet the State's target.</p>
<p>7. Percent of eligible infants and toddlers with IFSPs for whom an evaluation and assessment and an initial IFSP meeting were conducted within Part C's 45-day timeline.</p> <p>[Compliance Indicator]</p>	<p>The Worcester County Infants and Toddlers Program data for this indicator are 100%. This was the same result reported for FFY 2005. The State's target for this indicator is 100%.</p>	<p>The Worcester County Infants and Toddlers Program data represent compliance for this indicator.</p> <p>MSDE looks forward to Worcester County Infants and Toddlers Program FFY 2007 data demonstrating continued compliance.</p>
<p>8A. Percent of all children exiting Part C who received timely transition planning to support the child's transition to preschool and other appropriate community services by their third birthday including:</p> <p>A. IFSP with transition steps and services.</p> <p>[Compliance Indicator]</p>	<p>The Worcester County Infants and Toddlers Program data for this indicator are 100%. The State's target for this indicator is 100%.</p>	<p>The Worcester County Infants and Toddlers Program data represent compliance for this indicator.</p> <p>MSDE looks forward to Worcester County Infants and Toddlers Program FFY 2007 data demonstrating continued compliance.</p>

Monitoring Priorities and Indicators	Status	MSDE Analysis/Next Steps
<p>8B. Percent of all children exiting Part C who received timely transition planning to support the child's transition to preschool and other appropriate community services by their third birthday including:</p> <p>B. Notification to LEA, if child potentially eligible for Part B; and</p> <p>[Compliance Indicator]</p>	<p>The Worcester County Infants and Toddlers Program data for this indicator are 100%. This was the same result reported for FFY 2005. The State's target for this indicator is 100%.</p>	<p>The Worcester County Infants and Toddlers Program data represent compliance for this indicator.</p> <p>MSDE looks forward to Worcester County Infants and Toddlers Program FFY 2007 data demonstrating continued compliance.</p>
<p>8C. Percent of all children exiting Part C who received timely transition planning to support the child's transition to preschool and other appropriate community services by their third birthday including:</p> <p>C. Transition conference, if child potentially eligible for Part B.</p> <p>[Compliance Indicator]</p>	<p>The Worcester County Infants and Toddlers Program data for this indicator are 100%. This represents improvement from the FFY 2005 results of 90%. The State's target for this indicator is 100%.</p>	<p>The Worcester County Infants and Toddlers Program data represent compliance for this indicator.</p> <p>MSDE looks forward to Worcester County Infants and Toddlers Program FFY 2007 data demonstrating continued compliance.</p>
<p>9. General supervision system (including monitoring, complaints, hearings, etc.) identifies and corrects noncompliance as soon as possible but in no case later than one year from identification.</p> <p>[Compliance Indicator]</p>	<p>The Worcester County Infants and Toddlers Program had no Corrective Action Plans due for FFY 2006.</p>	<p>MSDE looks forward to Worcester County Infants and Toddlers Program FFY 2007 data demonstrating continued success.</p>

Monitoring Priorities and Indicators	Status	MSDE Analysis/Next Steps
<p>14. State reported data (618 and State Performance Plan and Annual Performance Report) are timely and accurate.</p> <p>[Compliance Indicator]</p>	<p>Worcester County Infants and Toddlers Program submitted 618 data and Final Program Report in a timely and accurate manner. Submission of the Semi-Annual Program Report was accurate but not timely.</p>	<p>Worcester County Infants and Toddlers data met the State's target for the accurate submission of required 618 data and program reports for FFY 2006. The late submission of the Semi-Annual Program Report represents the untimely submission of data.</p> <p>MSDE expects Worcester County Infants and Toddlers Program's submission of required FFY 2007 data to be timely and accurate.</p>



Nancy S. Grasmick
State Superintendent of Schools

200 West Baltimore Street • Baltimore, MD 21201 • 410-767-0100 • 410-333-6442 TTY/TDD

August 4, 2008

Dr. Jon Andes
Superintendent
Worcester County Public Schools
6270 Worcester Highway
Newark, MD 21841

Dear Dr. Andes:

The Individuals with Disabilities Education Act 2004 (IDEA) focuses on each state's accountability on the State Performance Plan (SPP) indicators defined by the Office of Special Education Programs (OSEP). OSEP reviews each state's SPP and Annual Performance Report (APR) annually. Using the information obtained through review of the APR and other data sources, OSEP evaluates each state's performance on these indicators, and assigns each state to one of four levels of determination: Meets Requirements, Needs Assistance, Needs Intervention, or Needs Substantial Intervention. The determinations required under the federal statute are part of the on-going efforts to improve results for children and youth with disabilities. On June 6, 2008 OSEP issued its determination letters to each state's lead agency for Part C on the implementation of IDEA for Federal Fiscal Year (FFY) 2006, the 2006-2007 fiscal year. OSEP notified the Maryland State Department of Education (MSDE) that Maryland's Part C Determination was at the level of Meets Requirements.

Pursuant to 20 U.S.C. §1416(a)(1)(C)(i), states are required to assign these same levels of determination annually under §1416(d) to each local Infants and Toddlers Program based on performance. In accordance with §1416(e) of IDEA 2004, states must use one of the following four categories to assign a determination to each local Infants and Toddlers Program: Meets Requirements, Needs Assistance, Needs Intervention, and Needs Substantial Intervention.

The MSDE, Division of Special Education/Early Intervention Services, uses a results-based rubric on specific indicators to rate each public agency's performance in meeting the State's targets as defined by the SPP for Part C. Attached is a document entitled "*Overview - Part C and Part B Public Agency Determinations*" that lists the Part C indicators included in making determinations. MSDE carefully considered all aspects of this process. Based on available data, as well as information obtained through monitoring and complaint investigations, the Worcester County Infants and Toddlers Program has been determined to be **Meets Requirements**.

Dr. Jon Andes
August 4, 2008
Page Two

Specific factors affecting MSDE's determination that the Worcester County Infants and Toddlers Program Meets Requirements include: (1) Meeting State target for Performance Indicator 2; (2) Demonstrating substantial compliance for five of six Compliance Indicators (1, 7, 8a, 8b, and 8c); and (3) Findings of noncompliance identified by the State in FFY 2005 were corrected within timelines in FFY 06.

Attached to this letter are copies of the following documents:

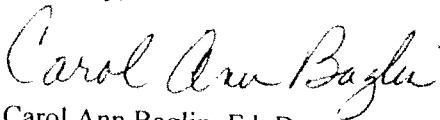
- Overview – Part C and Part B Public Agency Determinations;
- Part C Local Determination Scoring Criteria;
- Part C Local Determination Table; and
- Part C Local Determination Framework for Technical Assistance and Intervention.

The "Part C Local Determination Table" provides an analysis of the Worcester County Infants and Toddlers Program data. The "Part C Local Determination Framework for Technical Assistance and Intervention" provides additional information relative to technical assistance and support available to your local Infants and Toddlers Program.

As you know, the State must report annually to the public on the performance of each local Infants and Toddlers Program on the targets in the SPP under IDEA. The public may access the information about Maryland's performance at <http://mdideareport.org>. The requirement for public reporting on local Infants and Toddlers Program performance is a critical provision in ensuring accountability focusing on improved results for infants and toddlers with disabilities and their families. MSDE will continue to provide technical assistance opportunities as you work to improve performance under Part C of the IDEA. If you have any feedback on our past technical assistance efforts or the need for guidance, we would be happy to hear from you as we work to develop further mechanisms to support local improvement activities.

The MSDE is committed to supporting the efforts of the Worcester County Infants and Toddlers Program to improve results for infants and toddlers with disabilities and their families. If you have any questions, would like to discuss this further, or want to request technical assistance, please do not hesitate to call me at 410-767-0238.

Sincerely,



Carol Ann Baglin, Ed. D.
Assistant State Superintendent
Division of Special Education/
Early Intervention Services

CAB/dm
attachments

c: Nancy S. Grasmick
Katherine R. Simon
Branch/Section Chiefs



Nancy S. Grasmick
State Superintendent of Schools

200 West Baltimore Street • Baltimore, MD 21201 • 410-767-0100 • 410-333-6442 TTY/TDD

August 4, 2008

Joshua Sharfstein, M.D.
Health Officer
Baltimore City Health Department
210 Guilford Avenue
Baltimore, MD 21202

Dear Dr. Sharfstein:

The Individuals with Disabilities Education Act 2004 (IDEA) focuses on each state's accountability on the State Performance Plan (SPP) indicators defined by the Office of Special Education Programs (OSEP). OSEP reviews each state's SPP and Annual Performance Report (APR) annually. Using the information obtained through review of the APR and other data sources, OSEP evaluates each state's performance on these indicators, and assigns each state to one of four levels of determination: Meets Requirements, Needs Assistance, Needs Intervention, or Needs Substantial Intervention. The determinations required under the federal statute are part of the on-going efforts to improve results for children and youth with disabilities. On June 6, 2008 OSEP issued its determination letters to each state's lead agency for Part C on the implementation of IDEA for Federal Fiscal Year (FFY) 2006, the 2006-2007 fiscal year. OSEP notified the Maryland State Department of Education (MSDE) that Maryland's Part C was at the level of Meets Requirements.

Pursuant to 20 U.S.C. §1416(a)(1)(C)(i), states are required to assign these same levels of determination annually under §1416(d) to each local Infants and Toddlers Program based on performance. In accordance with §1416(e) of IDEA 2004, states must use one of the following four categories to assign a determination to each local Infants and Toddlers Program: Meets Requirements, Needs Assistance, Needs Intervention, and Needs Substantial Intervention.

The MSDE, Division of Special Education/Early Intervention Services, uses a results-based rubric on specific indicators to rate each public agency's performance in meeting the State's targets as defined by the SPP for Part C. Attached is a document entitled "*Overview - Part C and Part B Public Agency Determinations*" that lists the Part C indicators considered in making determinations. MSDE carefully considered all aspects of this process. Based on available data, as well as information obtained through monitoring and complaint investigations, the Baltimore City Infants and Toddlers Program has been determined to be **Needs Assistance (Year 2)**.

Dr. Joshua Sharfstein
August 4, 2008
Page Two

Specific factors affecting MSDE's determination that the Baltimore City Infants and Toddlers Program **Needs Assistance** include: (1) Meeting State targets for Performance Indicators 5 and 6, but significantly below the target in Indicator 2; (2) Demonstrating substantial compliance for four of six Compliance Indicators (1, 8a, 8b, and 9); and (3) Findings for noncompliance identified in FFY 2005 were corrected within timelines in FFY 2006.

Attached to this letter are copies of the following documents:

- Overview – Part C and Part B Public Agency Determinations;
- Part C Local Determination Scoring Criteria;
- Part C Local Determination Table; and
- Part C Local Determination Framework for Technical Assistance and Intervention.

The "Part C Local Determination Table" provides an analysis of the Baltimore City Infants and Toddlers Program data. The "Part C Local Determination Framework for Technical Assistance and Intervention" provides additional information relative to technical assistance and support available to your local school system.

The MSDE FFY 2005 determination for the Baltimore City Infants and Toddlers Program was also **Needs Assistance**. In accordance with 20 U.S.C. §1416(e) and 34 C. F. R. §§300.600 and 300.604, if a local Infants and Toddlers Program is determined to be in need of assistance for two consecutive years, MSDE must take one or more of the following actions: 1) advise the local Infants and Toddlers Program of available sources of technical assistance that may help the local Infants and Toddlers Program address the areas in which the program needs assistance; 2) direct the use of federal funds to the area or area(s) the local Infants and Toddlers Program needs assistance; or 3) identify the local Infants and Toddlers Program as a high-risk grantee and impose special conditions on the local Infants and Toddlers Program's IDEA Part C grant award.


In collaboration with MSDE, the Baltimore City Infants and Toddlers Program is to identify the type, amount, and frequency of assistance needed to address the specific needs in Indicator 2 (Natural Environments), Indicator 7 (45 Day timeline) and Indicator 8c (Timely Transition Planning Meetings). MSDE is available to consult with the local Infants and Toddlers Program by telephone, fax, email, mail, or in-person.

As you know, the State must report annually to the public on the performance of each local Infants and Toddlers Program on the targets in the SPP under IDEA. The public may access information about Maryland's performance at <http://mdideareport.org>. The requirement for public reporting on local Infants and Toddlers Program performance is a critical provision in ensuring accountability focusing on improved results for infants and toddlers with disabilities and their families. MSDE will continue to provide technical assistance opportunities as you work to improve performance under Part C of the IDEA. If you have any feedback on our past technical assistance efforts or the need for guidance, we would be happy to hear from you as we work to develop further mechanisms to support local improvement activities.

Dr. Joshua Sharfstein
August 4, 2008
Three Page

The MSDE is committed to supporting the efforts of the Baltimore City Infants and Toddlers Program to improve results for infants and toddlers with disabilities and their families. If you have any questions, would like to discuss this further, or want to request technical assistance, please do not hesitate to call me at 410-767-0238.

Sincerely,



Carol Ann Baglin, Ed. D.
Assistant State Superintendent
Division of Special Education/
Early Intervention Services

CAB/DM
attachments

c: Nancy S. Grasmick
Jacquelyn Duval-Harvey
Charles Baugh
Branch/Section Chiefs

Baltimore City Infants and Toddlers Program

Part C Local Determination Table

Federal Fiscal Year (FFY 2006)

July 1, 2006 through June 30, 2007

Monitoring Priorities and Indicators	Status	MSDE Analysis/Next Steps
1. Percent of infants and toddlers with IFSPs who receive the early intervention services on their IFSPs in a timely manner. [Compliance Indicator]	The Baltimore City Infants and Toddlers Program data for this indicator are 97%. This represents an improvement from the FFY 2005 results of 90%. The State's target for this indicator is 100%	The Baltimore City Infants and Toddlers Program data represent substantial compliance for this indicator. MSDE looks forward to Baltimore City Infants and Toddlers Program FFY 2007 data demonstrating 100% compliance.
2. Percent of infants and toddlers with IFSPs who primarily receive early intervention services in the home or programs for typically developing children. [Results Indicator]	The Baltimore City Infants and Toddlers Program data for this indicator are 76.4%. This represents slippage from the FFY 2005 results of 77.1%. The State's target for this indicator is 89%.	The Baltimore City Infants and Toddlers Program results were significantly below the State's target for this indicator. MSDE expects the Baltimore City Infants and Toddlers Program to fully implement improvement activities to ensure results that meet the State's target.
5. Percent of infants and toddlers birth to 1 with IFSPs compared to: A. Other States with similar eligibility definitions; and B. National data. [Results Indicator]	The Baltimore City Infants and Toddlers Program data for this indicator are 1.67%. This represents slippage from the FFY 2005 results of 2.17%. The State's target for this indicator is 1.50%.	The Baltimore City Infants and Toddlers Program data met the State's target for this indicator. MSDE looks forward to Baltimore City Infants and Toddlers Program FFY 2007 data demonstrating continued success.

Monitoring Priorities and Indicators	Status	MSDE Analysis/Next Steps
<p>6. Percent of infants and toddlers birth to 3 with IFSPs compared to:</p> <p>A. Other States with similar eligibility definitions; and</p> <p>B. National data.</p> <p>[Results Indicator]</p>	<p>The Baltimore City Infants and Toddlers Program data for this indicator are 3.30%. This represents slight slippage from the FFY 2005 results of 3.34%. The State's target for this indicator is 2.88%.</p>	<p>The Baltimore City Infants and Toddlers Program data met the State's target for this indicator.</p> <p>MSDE looks forward to Baltimore City Infants and Toddlers Program FFY 2007 data demonstrating continued success.</p>
<p>7. Percent of eligible infants and toddlers with IFSPs for whom an evaluation and assessment and an initial IFSP meeting were conducted within Part C's 45-day timeline.</p> <p>[Compliance Indicator]</p>	<p>The Baltimore City Infants and Toddlers Program data for this indicator are 91%. This represents improvement from the FFY 2005 results of 82%. The State's target for this indicator is 100%.</p>	<p>The Baltimore City Infants and Toddlers Program data did not meet the State's target for this indicator.</p> <p>MSDE expects the Baltimore City Infants and Toddlers Program to fully implement improvement activities to ensure correction of noncompliance as soon as possible but in no case later than one year.</p>
<p>8A. Percent of all children exiting Part C who received timely transition planning to support the child's transition to preschool and other appropriate community services by their third birthday including:</p> <p>A. IFSP with transition steps and services.</p> <p>[Compliance Indicator]</p>	<p>The Baltimore City Infants and Toddlers Program data for this indicator are 99%. The State's target for this indicator is 100%.</p>	<p>The Baltimore City Infants and Toddlers Program data represent substantial compliance for this indicator.</p> <p>MSDE looks forward to Baltimore City Infants and Toddlers Program FFY 2007 data demonstrating 100% compliance.</p>

Monitoring Priorities and Indicators	Status	MSDE Analysis/Next Steps
<p>8B. Percent of all children exiting Part C who received timely transition planning to support the child's transition to preschool and other appropriate community services by their third birthday including:</p> <p>B. Notification to LEA, if child potentially eligible for Part B; and</p> <p>[Compliance Indicator]</p>	<p>The Baltimore City Infants and Toddlers Program data for this indicator are 99%. This represents improvement from the FFY 2005 results of 92%. The State's target for this indicator is 100%.</p>	<p>The Baltimore City Infants and Toddlers Program data represent substantial compliance for this indicator.</p> <p>MSDE looks forward to Baltimore City Infants and Toddlers Program data demonstrating 100% compliance.</p>
<p>8C. Percent of all children exiting Part C who received timely transition planning to support the child's transition to preschool and other appropriate community services by their third birthday including:</p> <p>C. Transition conference, if child potentially eligible for Part B.</p> <p>[Compliance Indicator]</p>	<p>The Baltimore City Infants and Toddlers Program data for this indicator are 85%. This represents improvement from the FFY 2005 results of 81%. The State's target for this indicator is 100%.</p>	<p>The Baltimore City Infants and Toddlers Program data did not meet the State's target for this indicator.</p> <p>MSDE expects the Baltimore City Infants and Toddlers Program to fully implement improvement activities to ensure correction of noncompliance as soon as possible but in no case later than one year.</p>
<p>9. General supervision system (including monitoring, complaints, hearings, etc.) identifies and corrects noncompliance as soon as possible but in no case later than one year from identification.</p> <p>[Compliance Indicator]</p>	<p>In FFY 2006, the Baltimore City Infants and Toddlers Program had a Corrective Action Plan due in Indicator 7.</p>	<p>The Baltimore City Infants and Toddlers Program corrected non-compliance.</p>

Monitoring Priorities and Indicators	Status	MSDE Analysis/Next Steps
<p>14. State reported data (618 and State Performance Plan and Annual Performance Report) are timely and accurate.</p> <p>[Compliance Indicator]</p>	<p>Baltimore City Infants and Toddlers Program submitted 618 data and Final Program Report in a timely and accurate manner. Submission of the Semi-Annual Program Report was accurate but not timely.</p>	<p>Baltimore City Infants and Toddlers data met the State's target for the accurate submission of required 618 data and program reports for FFY 2006. The late submission of the Semi-Annual Program report represents the untimely submission of data.</p> <p>MSDE expects Baltimore City Infants and Toddlers Program's submission of required FFY 2007 data to be timely and accurate.</p>