

Bernard J. Sadusky, Ed.D.  
Interim State Superintendent of Schools

200 West Baltimore Street • Baltimore, MD 21201 • 410-767-0100 • 410-333-6442 TTY/TDD • MarylandPublicSchools.org

May 9, 2012

Dr. David Cox  
Superintendent  
Allegany County Public Schools  
P.O. Box 1724  
Cumberland, Maryland 21502-1724

Dear Dr. Cox:

The Individuals with Disabilities Education Act 2004 (IDEA) focuses on each state's accountability on the State Performance Plan (SPP) indicators defined by the Office of Special Education Programs (OSEP). OSEP reviews each state's SPP and Annual Performance Report (APR) annually. Using the information obtained through review of the APR and other data sources, OSEP evaluates each state's performance on these indicators, and assigns each state to one of four levels of determination: Meets Requirements, Needs Assistance, Needs Intervention, or Needs Substantial Intervention. The determinations required under the federal statute are part of the on-going efforts to improve results for children and youth with disabilities. The Maryland State Department of Education (MSDE) anticipates receiving its current federal determination for Federal Fiscal Year (FFY) 2010 (2010-2011) Part C in early June 2012. In accordance with 34 CFR §300.606, if OSEP identifies MSDE as Needs Assistance, Needs Intervention, or Needs Substantial Intervention, MSDE is required to notify local school systems, public agencies, the media, and the public of the action.

Pursuant to 20 U.S.C. §1416(a)(1)(C)(i), MSDE is also required to make determinations annually on the performance of each Infants and Toddlers Program in the State using the categories in 34 C.F.R. §300.603(b)(1), use appropriate mechanisms, consistent with 34 C.F.R. §300.604, which must include, if applicable, the enforcement mechanisms identified in 34 C.F.R. §300.604(a)(1) (technical assistance), (a)(3) (conditions on funding of a local school system), (b)(2)(i) (a corrective action plan or improvement plan), (b)(2)(v) (withholding funds, in whole or in part by MSDE), and (c)(2) (withholding funds, in whole or in part, by MSDE). In accordance with 20 U.S.C. §1416(e) and 34 C.F.R. §300.603(b)(1), MSDE must use one of the following four categories to assign a determination to each Infants and Toddlers Program: Meets Requirements, Needs Assistance, Needs Intervention, and Needs Substantial Intervention.

The MSDE, Division of Special Education/Early Intervention Services, uses a results-based rubric on specific indicators to rate each public agency's performance in meeting the State's targets for FFY 2010. Attached is a document entitled "Part C and Part B Public Agency Determination" that lists the Part C indicators included in making determinations. MSDE carefully considered all aspects of this process. Based on FFY2010 data, as well as information obtained through monitoring and complaint investigations (if any), the Allegany County Infants and Toddlers Program has been determined to be **Meets Requirements**.



Dr. David Cox, Superintendent

Page Two

May 9, 2012

To be in the category of Meets Requirements, the Allegany County Infants and Toddlers Program must have met or exceeded the State's target on at least 2 performance indicators (2, 4a, 4b, 4c, 5, and 6) and Natural Environment data (Indicator 2) is not significantly below the State's target. In addition, the Allegany County Infants and Toddlers Program must have demonstrated at least substantial compliance (at least 95.0%) for at least five of the six compliance indicators (1, 7, 8a, 8b, 8c, and 14), and demonstrated full compliance (100%) in at least 2 compliance indicators. Finally, all previously identified noncompliance, including fiscal noncompliance, must have been corrected within one year of notification (Indicator 9).

Attached to this letter are copies of the following documents:

- Part C Local Determination Table; and
- Part C Local Determination Framework for Technical Assistance and Intervention.

The "Part C Local Determination Table" provides an analysis of the Allegany County Infants and Toddlers Program data. The "Part C Local Determination Framework for Technical Assistance and Intervention" provides additional information relative to technical assistance and support available to your local Infants and Toddlers Program.

As you know, the State must report annually to the public on the performance of each local Infants and Toddlers Program on the targets in the SPP under IDEA. The public may access the MSDE IDEA performance report at <http://mdideareport.org>. The requirement for public reporting on local Infants and Toddlers Program performance is a critical provision in ensuring accountability focusing on improved results for infants and toddlers with disabilities and their families. MSDE will continue to provide technical assistance opportunities as you work to improve performance under Part C of the IDEA.

Congratulations on your hard work and commitment to excellence. If you have any feedback on our past technical assistance efforts or the need for guidance, we would be happy to hear from you as we work to develop further mechanisms to support local improvement activities. The MSDE is committed to supporting the efforts of the Allegany County Infants and Toddlers Program to improve results for infants and toddlers with disabilities and their families. If you have any questions, would like to discuss this further, or want to request technical assistance, please do not hesitate to call me at 410-767-0238.

Sincerely,



Marcella E. Franczkowski, M.S.

Assistant State Superintendent

Division of Special Education/

Early Intervention Services

MF/TS:BMM

Attachments

c: Bernard Sadusky  
Branch/Section Chiefs

Sheree Witt  
Natalie Tenaglio



**Allegany County Infants and Toddlers Program  
Part C Local Determination Table**

**Federal Fiscal Year (FFY) 2010 / State Fiscal Year (SFY) 2011**

**July 1, 2010 through June 30, 2011**

Monitoring Priorities and Indicators	Status	MSDE Analysis/Next Steps
<p>1. Percent of infants and toddlers with IFSPs who receive the early intervention services on their IFSPs in a timely manner. (20 U.S.C. 1416(a)(3)(A) and 1442) [Compliance Indicator]</p>	<p>The Allegany County Infants and Toddlers Program data for this indicator are 99.1%. This is a decrease from the FFY 2009 data of 100%. The State's target for this indicator is 100%.  *FFY 2009: July 1, 2009-June 30, 2010</p>	<p>The Allegany County Infants and Toddlers Program data represent substantial compliance for this indicator.  MSDE looks forward to the Allegany County Infants and Toddlers Program FFY 2011 data demonstrating 100% compliance and expects the program to fully implement improvement activities to ensure correction of noncompliance as soon as possible but in no case later than one year.</p>
<p>2. Percent of infants and toddlers with IFSPs who primarily receive early intervention services in the home or community-based settings. (20 U.S.C. 1416(a)(3)(A) and 1442) [Results Indicator]</p>	<p>The Allegany County Infants and Toddlers Program data for this indicator are 98.9%. This represents an increase from the FFY 2009 results of 97.3%. The State's target is 91.0%.</p>	<p>The Allegany County Infants and Toddlers Program data met the State's target for this indicator.  MSDE looks forward to the Allegany County Infants and Toddlers Program FFY 2011 data demonstrating continued success.</p>
<p>4A. Percent of families participating in Part C who report that early intervention services have helped the family: A. Know their rights; (20 U.S.C. 1416(a)(3)(A) and 1442) [Results Indicator]</p>	<p>The Allegany County Infants and Toddlers Program data for this indicator are 88.0%. This is a decrease from the FFY 2009 data of 89.1%. The State's target for this indicator is 78.0%.</p>	<p>The Allegany County Infants and Toddlers Program data met the State's target for this indicator.  MSDE looks forward to the Allegany County Infants and Toddlers Program FFY 2011 data demonstrating continued success.</p>



Monitoring Priorities and Indicators	Status	MSDE Analysis/Next Steps
<p>4B. Percent of families participating in Part C who report that early intervention services have helped the family:</p> <p>B. Effectively communicate their children's needs</p> <p>(20 U.S.C. 1416(a)(3)(A) and 1442)</p> <p>[Results Indicator]</p>	<p>The Allegany County Infants and Toddlers Program data for this indicator are 87.8%. This is an increase from the FFY 2009 data of 87.0%. The State's target for this indicator is 76.0%.</p>	<p>The Allegany County Infants and Toddlers Program data met the State's target for this indicator.</p> <p>MSDE looks forward to the Allegany County Infants and Toddlers Program FFY 2011 data demonstrating continued success.</p>
<p>4C. Percent of families participating in Part C who report that early intervention services have helped the family:</p> <p>C. Help their children develop and learn.</p> <p>(20 U.S.C. 1416(a)(3)(A) and 1442)</p> <p>[Results Indicator]</p>	<p>The Allegany County Infants and Toddlers Program data for this indicator are 88.9%. This is a decrease from the FFY 2009 data of 95.7%. The State's target for this indicator is 86.0%.</p>	<p>The Allegany County Infants and Toddlers Program data met the State's target for this indicator.</p> <p>MSDE looks forward to the Allegany County Infants and Toddlers Program FFY 2011 data demonstrating continued success.</p>
<p>5. Percent of infants and toddlers birth to 1 with IFSPs compared to national data.</p> <p>(20 U.S.C. 1416(a)(3)(B) and 1442)</p> <p>[Results Indicator]</p>	<p>The Allegany County Infants and Toddlers Program data for this indicator are 2.89%. This represents a decrease from the FFY 2009 results of 3.26%. The State's target is 1.50%.</p>	<p>The Allegany County Infants and Toddlers Program data met the State's target for this indicator.</p> <p>MSDE looks forward to the Allegany County Infants and Toddlers Program FFY 2011 data demonstrating continued success.</p>




Monitoring Priorities and Indicators	Status	MSDE Analysis/Next Steps
<p>6. Percent of infants and toddlers birth to 3 with IFSPs compared to national data. (20 U.S.C. 1416(a)(3)(B) and 1442) [Results Indicator]</p>	<p>The Allegany County Infants and Toddlers Program data for this indicator are 4.38%. This represents a decrease from the FFY 2009 results of 5.39%. The State's target for this indicator is 2.88%.</p>	<p>The Allegany County Infants and Toddlers Program data met the State's target for this indicator.  MSDE looks forward to the Allegany County Infants and Toddlers Program FFY 2011 data demonstrating continued success.</p>
<p>7. Percent of eligible infants and toddlers with IFSPs for whom an evaluation and assessment and an initial IFSP meeting were conducted within Part C's 45-day timeline. (20 U.S.C. 1416(a)(3)(B) and 1442) [Compliance Indicator]</p>	<p>The Allegany County Infants and Toddlers Program data for this indicator are 100%. This is the same result reported in FFY 2009. The State's target for this indicator is 100%.</p>	<p>The Allegany County Infants and Toddlers Program data met the State's target for this indicator.  MSDE looks forward to the Allegany County Infants and Toddlers Program FFY 2011 data demonstrating continued compliance.</p>
<p>8A. Percent of all children exiting Part C who received timely transition planning to support the child's transition to preschool and other appropriate community services by their third birthday including: A. IFSPs with transition steps and services; (20 U.S.C. 1416(a)(3)(B) and 1442) [Compliance Indicator]</p>	<p>The Allegany County Infants and Toddlers Program data for this indicator are 100%. This is the same result reported in FFY 2009. The State's target for this indicator is 100%.</p>	<p>The Allegany County Infants and Toddlers Program data met the State's target for this indicator.  MSDE looks forward to the Allegany County Infants and Toddlers Program FFY 2011 data demonstrating continued compliance.</p>



Monitoring Priorities and Indicators	Status	MSDE Analysis/Next Steps
<p>8B. Percent of all children exiting Part C who received timely transition planning to support the child's transition to preschool and other appropriate community services by their third birthday including:</p> <p>B. Notification to LEA, if child potentially eligible for Part B; and</p> <p>(20 U.S.C. 1416(a)(3)(B) and 1442)</p> <p>[Compliance Indicator]</p>	<p>The Allegany County Infants and Toddlers Program data for this indicator are 100%. This is the same result reported in FFY 2009. The State's target for this indicator is 100%.</p>	<p>The Allegany County Infants and Toddlers Program data met the State target for this indicator.</p> <p>MSDE looks forward to the Allegany County Infants and Toddlers Program FFY 2011 data demonstrating continued compliance.</p>
<p>8C. Percent of all children exiting Part C who received timely transition planning to support the child's transition to preschool and other appropriate community services by their third birthday including:</p> <p>C. Transition conference, if child potentially eligible for Part B.</p> <p>(20 U.S.C. 1416(a)(3)(B) and 1442).</p> <p>[Compliance Indicator]</p>	<p>The Allegany County Infants and Toddlers Program data for this indicator are 96.8%. This is a decrease from the FFY 2009 results of 100%. The State's target for this indicator is 100%.</p>	<p>The Allegany County Infants and Toddlers Program data represent substantial compliance for this indicator.</p> <p>MSDE looks forward to the Allegany County Infants and Toddlers Program FFY 2011 data demonstrating 100% compliance and expects the program to fully implement improvement activities to ensure correction of noncompliance as soon as possible but in no case later than one year.</p>
<p>9. General supervision system (including monitoring, complaints, hearings, etc.) identifies and corrects noncompliance as soon as possible but in no case later than one year from identification.</p> <p>(20 U.S.C. 1416(a)(3)(B) and 1442)</p> <p>[Compliance Indicator]</p>	<p>The Allegany County Infants and Toddlers Program had no incidences of noncompliance identified in FFY 2009. State's target for this indicator is 100%.</p>	<p>The Allegany County Infants and Toddlers Program data met the State's target for this indicator.</p> <p>MSDE looks forward to the Allegany County Infants and Toddlers Program FFY 2011 data demonstrating continued compliance.</p>



Monitoring Priorities and Indicators	Status	MSDE Analysis/Next Steps
<p>14. State reported data (618 and State Performance Plan and Annual Performance Report) are timely and accurate.</p> <p>(20 U.S.C. 1416(a)(3)(B) and 1442)</p> <p>[Compliance Indicator]</p>	<p>Allegany County Infants and Toddlers Program submitted Child Find 0-3 data, the Semi-Annual Fiscal Report, and program reports in a timely and accurate manner. However, submission of the Final Fiscal Report and Child Find 0-1 data was considered untimely.</p>	<p>Allegany County Infants and Toddlers' data did not meet the State's target for timely and accurate submission of required 618 data, Fiscal Reports, and Programmatic Reports for FFY 2010.</p> <p>MSDE expects the Allegany County Infants and Toddlers Program's submission of required FFY 2011 data to be timely and accurate.</p>



Bernard J. Sadusky, Ed.D.  
Interim State Superintendent of Schools

200 West Baltimore Street • Baltimore, MD 21201 • 410-767-0100 • 410-333-6442 TTY/TDD • MarylandPublicSchools.org

May 9, 2012

Dr. Kevin M. Maxwell  
Superintendent  
Anne Arundel Co. Public Schools  
2644 Riva Road  
Annapolis, MD 21401

Dear Dr. Maxwell:

The Individuals with Disabilities Education Act 2004 (IDEA) focuses on each state's accountability on the State Performance Plan (SPP) indicators defined by the Office of Special Education Programs (OSEP). OSEP reviews each state's SPP and Annual Performance Report (APR) annually. Using the information obtained through review of the APR and other data sources, OSEP evaluates each state's performance on these indicators, and assigns each state to one of four levels of determination: Meets Requirements, Needs Assistance, Needs Intervention, or Needs Substantial Intervention. The determinations required under the federal statute are part of the on-going efforts to improve results for children and youth with disabilities. The Maryland State Department of Education (MSDE) anticipates receiving its current federal determination for Federal Fiscal Year (FFY) 2010 (2010-2011) Part C in early June 2012. In accordance with 34 CFR §300.606, if OSEP identifies MSDE as Needs Assistance, Needs Intervention, or Needs Substantial Intervention, MSDE is required to notify local school systems, public agencies, the media, and the public of the action.

Pursuant to 20 U.S.C. §1416(a)(1)(C)(i), MSDE is also required to make determinations annually on the performance of each Infants and Toddlers Program in the State using the categories in 34 C.F.R. §300.603(b)(1), use appropriate mechanisms, consistent with 34 C.F.R. §300.604, which must include, if applicable, the enforcement mechanisms identified in 34 C.F.R. §300.604(a)(1) (technical assistance), (a)(3) (conditions on funding of a local school system), (b)(2)(i) (a corrective action plan or improvement plan), (b)(2)(v) (withholding funds, in whole or in part by MSDE), and (c)(2) (withholding funds, in whole or part, by MSDE). In accordance with 20 U.S.C. §1416(e) and 34 C.F.R. §300.603(b)(1), MSDE must use one of the following four categories to assign a determination to each Infants and Toddlers Program: Meets Requirements, Needs Assistance, Needs Intervention, and Needs Substantial Intervention.

The MSDE, Division of Special Education/Early Intervention Services, uses a results-based rubric on specific indicators to rate each public agency's performance in meeting the State's targets for FFY 2010. Attached is a document entitled "Part C and Part B Public Agency Determination" that lists the Part C indicators included in making determinations. MSDE carefully considered all aspects of this process. Based on FFY2010 data, as well as information obtained through monitoring and complaint investigations (if any), the Anne Arundel County Infants and Toddlers Program has been determined to be **Meets Requirements**.



Dr. Kevin M. Maxwell

May 9, 2012

Page 2

To be in the category of Meets Requirements, the Anne Arundel County Infants and Toddlers Program must have met or exceeded the State's target on at least 2 performance indicators (2, 4a, 4b, 4c, 5, and 6) and Natural Environment data (Indicator 2) is not significantly below the State's target. In addition, the Anne Arundel County Infants and Toddlers Program must have demonstrated at least substantial compliance (at least 95.0%) for at least five of the six compliance indicators (1, 7, 8a, 8b, 8c, and 14), and demonstrated full compliance (100%) in at least 2 compliance indicators. Finally, all previously identified noncompliance, including fiscal noncompliance, must have been corrected within one year of notification (Indicator 9).

Attached to this letter are copies of the following documents:

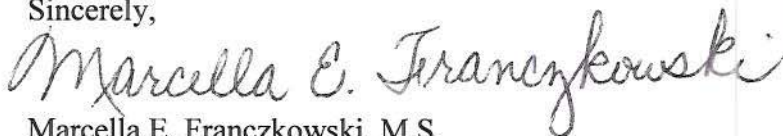
- Part C Local Determination Table; and
- Part C Local Determination Framework for Technical Assistance and Intervention.

The "Part C Local Determination Table" provides an analysis of the Anne Arundel County Infants and Toddlers Program data. The "Part C Local Determination Framework for Technical Assistance and Intervention" provides additional information relative to technical assistance and support available to your local Infants and Toddlers Program.

As you know, the State must report annually to the public on the performance of each local Infants and Toddlers Program on the targets in the SPP under IDEA. The public may access the MSDE IDEA performance report at <http://mdideareport.org>. The requirement for public reporting on local Infants and Toddlers Program performance is a critical provision in ensuring accountability focusing on improved results for infants and toddlers with disabilities and their families. MSDE will continue to provide technical assistance opportunities as you work to improve performance under Part C of the IDEA.

Congratulations on your hard work and commitment to excellence. If you have any feedback on our past technical assistance efforts or the need for guidance, we would be happy to hear from you as we work to develop further mechanisms to support local improvement activities. The MSDE is committed to supporting the efforts of the Anne Arundel County Infants and Toddlers Program to improve results for infants and toddlers with disabilities and their families. If you have any questions, would like to discuss this further, or want to request technical assistance, please do not hesitate to call me at 410-767-0238.

Sincerely,



Marcella E. Franczkowski, M.S.  
Assistant State Superintendent  
Division of Special Education/  
Early Intervention Services

MF/TS:BMM  
Attachments

c: Bernard Sadusky  
Branch/Section Chiefs

Mary Tillar  
Edward Feinberg

## Anne Arundel County Infants and Toddlers Program

### Part C Local Determination Table

Federal Fiscal Year (FFY) 2010 / State Fiscal Year (SFY) 2011

July 1, 2010 through June 30, 2011

Monitoring Priorities and Indicators	Status	MSDE Analysis/Next Steps
1. Percent of infants and toddlers with IFSPs who receive the early intervention services on their IFSPs in a timely manner. (20 U.S.C. 1416(a)(3)(A) and 1442) [Compliance Indicator]	The Anne Arundel County Infants and Toddlers Program data for this indicator are 99.7%. This represents a slight decrease from the FFY 2009* data of 99.8%. The State's target for this indicator is 100%.  *FFY 2009: July 1, 2009-June 30, 2010	The Anne Arundel County Infants and Toddlers Program data represent substantial compliance for this indicator.  MSDE looks forward to the Anne Arundel Infants and Toddlers Program FFY 2011 data demonstrating 100% compliance and expects the program to fully implement improvement activities to ensure correction of noncompliance as soon as possible but in no case later than one year.
2. Percent of infants and toddlers with IFSPs who primarily receive early intervention services in the home or community-based settings. (20 U.S.C. 1416(a)(3)(A) and 1442) [Results Indicator]	The Anne Arundel County Infants and Toddlers Program data for this indicator are 93.0%. This is the same result reported in FFY 2009. The State's target is 91.0%.	The Anne Arundel County Infants and Toddlers Program data met the State's target for this indicator.  MSDE looks forward to the Anne Arundel County Infants and Toddlers Program FFY 2011 data demonstrating continued success.
4A. Percent of families participating in Part C who report that early intervention services have helped the family: A. Know their rights; (20 U.S.C. 1416(a)(3)(A) and 1442) [Results Indicator]	The Anne Arundel County Infants and Toddlers Program data for this indicator are 91.0%. This represents improvement from the FFY 2009 results of 84.0%. The State's target for this indicator is 78.0%.	The Anne Arundel County Infants and Toddlers Program data met the State's target for this indicator.  MSDE looks forward to the Anne Arundel County Infants and Toddlers Program FFY 2011 data demonstrating continued success.



Monitoring Priorities and Indicators	Status	MSDE Analysis/Next Steps
<p>4B. Percent of families participating in Part C who report that early intervention services have helped the family:</p> <p>B. Effectively communicate their children's needs</p> <p>(20 U.S.C. 1416(a)(3)(A) and 1442)</p> <p>[Results Indicator]</p>	<p>The Anne Arundel County Infants and Toddlers Program data for this indicator are 88.4%. This represents improvement from the FFY 2009 results of 80.8%. The State's target for this indicator is 76.0%.</p>	<p>The Anne Arundel County Infants and Toddlers Program data met the State's target for this indicator.</p> <p>MSDE looks forward to the Anne Arundel County Infants and Toddlers Program FFY 2011 data demonstrating continued success.</p>
<p>4C. Percent of families participating in Part C who report that early intervention services have helped the family:</p> <p>C. Help their children develop and learn.</p> <p>(20 U.S.C. 1416(a)(3)(A) and 1442)</p> <p>[Results Indicator]</p>	<p>The Anne Arundel County Infants and Toddlers Program data for this indicator are 93.4%. This represents improvement from the FFY 2009 results of 88.7%. The State's target for this indicator is 86.0%.</p>	<p>The Anne Arundel County Infants and Toddlers Program data met the State's target for this indicator.</p> <p>MSDE looks forward to the Anne Arundel County Infants and Toddlers Program FFY 2011 data demonstrating continued success.</p>
<p>5. Percent of infants and toddlers birth to 1 with IFSPs compared to national data.</p> <p>(20 U.S.C. 1416(a)(3)(B) and 1442)</p> <p>[Results Indicator]</p>	<p>The Anne Arundel County Infants and Toddlers Program data for this indicator are 1.22%. This represents a decrease from the FFY 2009 results of 1.50%. The State's target is 1.50%.</p>	<p>The Anne Arundel County Infants and Toddlers Program data did not meet the State's target for this indicator.</p> <p>MSDE expects the Anne Arundel County Infants and Toddlers Program to fully implement improvement activities to ensure results that meet the State's target.</p>


Monitoring Priorities and Indicators	Status	MSDE Analysis/Next Steps
<p>6. Percent of infants and toddlers birth to 3 with IFSPs compared to national data. (20 U.S.C. 1416(a)(3)(B) and 1442) [Results Indicator]</p>	<p>The Anne Arundel County Infants and Toddlers Program data for this indicator are 4.06%. This represents an increase from the FFY 2009 results of 3.67%. The State's target for this indicator is 2.88%.</p>	<p>The Anne Arundel County Infants and Toddlers Program data met the State's target for this indicator.  MSDE looks forward to the Anne Arundel County Infants and Toddlers Program FFY 2011 data demonstrating continued success.</p>
<p>7. Percent of eligible infants and toddlers with IFSPs for whom an evaluation and assessment and an initial IFSP meeting were conducted within Part C's 45-day timeline. (20 U.S.C. 1416(a)(3)(B) and 1442) [Compliance Indicator]</p>	<p>The Anne Arundel County Infants and Toddlers Program data for this indicator are 96.0%. This represents a decrease from the FFY 2009 results of 98.4%. The State's target for this indicator is 100%.</p>	<p>The Anne Arundel County Infants and Toddlers Program data represent substantial compliance for this indicator.  MSDE looks forward to the Anne Arundel County Infants and Toddlers Program FFY 2011 data demonstrating 100% compliance and expects the program to fully implement improvement activities to ensure correction of noncompliance as soon as possible but in no case later than one year.</p>
<p>8A. Percent of all children exiting Part C who received timely transition planning to support the child's transition to preschool and other appropriate community services by their third birthday including: A. IFSPs with transition steps and services; (20 U.S.C. 1416(a)(3)(B) and 1442) [Compliance Indicator]</p>	<p>The Anne Arundel County Infants and Toddlers Program data for this indicator are 100%. This is the same result reported in FFY 2009. The State's target for this indicator is 100%.</p>	<p>The Anne Arundel County Infants and Toddlers Program data met the State's target for this indicator.  MSDE looks forward to the Anne Arundel County Infants and Toddlers Program FFY 2011 data demonstrating continued compliance.</p>



Monitoring Priorities and Indicators	Status	MSDE Analysis/Next Steps
<p>8B. Percent of all children exiting Part C who received timely transition planning to support the child's transition to preschool and other appropriate community services by their third birthday including:</p> <p>B. Notification to LEA, if child potentially eligible for Part B; and</p> <p>(20 U.S.C. 1416(a)(3)(B) and 1442)</p> <p>[Compliance Indicator]</p>	<p>The Anne Arundel County Infants and Toddlers Program data for this indicator are 100%. This is the same result reported in FFY 2009. The State's target for this indicator is 100%.</p>	<p>The Anne Arundel County Infants and Toddlers Program data met the State's target for this indicator.</p> <p>MSDE looks forward to the Anne Arundel County Infants and Toddlers Program FFY 2011 data demonstrating continued compliance.</p>
<p>8C. Percent of all children exiting Part C who received timely transition planning to support the child's transition to preschool and other appropriate community services by their third birthday including:</p> <p>C. Transition conference, if child potentially eligible for Part B.</p> <p>(20 U.S.C. 1416(a)(3)(B) and 1442).</p> <p>[Compliance Indicator]</p>	<p>The Anne Arundel County Infants and Toddlers Program data for this indicator are 99.2%. This represents a slight decrease from the FFY 2009 results of 99.8%. The State's target for this indicator is 100%.</p>	<p>The Anne Arundel County Infants and Toddlers Program data represent substantial compliance for this indicator.</p> <p>MSDE looks forward to the Anne Arundel County Infants and Toddlers Program FFY 2011 data demonstrating 100% compliance and expects the program to fully implement improvement activities to ensure correction of noncompliance as soon as possible but in no case later than one year.</p>
<p>9. General supervision system (including monitoring, complaints, hearings, etc.) identifies and corrects noncompliance as soon as possible but in no case later than one year from identification.</p> <p>(20 U.S.C. 1416(a)(3)(B) and 1442)</p> <p>[Compliance Indicator]</p>	<p>The Anne Arundel County Infants and Toddlers Program had 5 (of 5) incidences of noncompliance in FFY 2009 that were corrected within 1 year of notification. The State's target for this indicator is 100%.</p>	<p>The Anne Arundel County Infants and Toddlers Program data met the State's target for this indicator.</p> <p>MSDE looks forward to the Anne Arundel County Infants and Toddlers Program FFY 2011 data demonstrating continued compliance.</p>

Monitoring Priorities and Indicators	Status	MSDE Analysis/Next Steps
<p>14. State reported data (618 and State Performance Plan and Annual Performance Report) are timely and accurate.</p> <p>(20 U.S.C. 1416(a)(3)(B) and 1442)</p> <p>[Compliance Indicator]</p>	<p>Anne Arundel County Infants and Toddlers Program submitted 618 data, program reports, and the Final Fiscal Report in a timely and accurate manner. However, the submission of the Semi-Annual Fiscal Report was considered untimely.</p>	<p>Anne Arundel County Infants and Toddlers' data did not meet the State's target for timely and accurate submission of required 618 data, Fiscal Reports, and Programmatic Reports for FFY 2010.</p> <p>MSDE expects the Anne Arundel County Infants and Toddlers Program's submission of required FFY 2011 data to be timely and accurate.</p>





Bernard J. Sadusky, Ed.D.  
Interim State Superintendent of Schools

200 West Baltimore Street • Baltimore, MD 21201 • 410-767-0100 • 410-333-6442 TTY/TDD • MarylandPublicSchools.org

May 9, 2012

Dr. Oxiris Barbot  
Health Commissioner  
Baltimore City Health Department  
1001 East Fayette Street  
Baltimore, MD 21202

Dear Dr. Barbot:

The Individuals with Disabilities Education Act 2004 (IDEA) focuses on each state's accountability on the State Performance Plan (SPP) indicators defined by the Office of Special Education Programs (OSEP). OSEP reviews each state's SPP and Annual Performance Report (APR) annually. Using the information obtained through review of the APR and other data sources, OSEP evaluates each state's performance on these indicators, and assigns each state to one of four levels of determination: Meets Requirements, Needs Assistance, Needs Intervention, or Needs Substantial Intervention. The determinations required under the federal statute are part of the on-going efforts to improve results for children and youth with disabilities. The Maryland State Department of Education (MSDE) anticipates receiving its current federal determination for Federal Fiscal Year (FFY) 2010 (2010-2011) Part C in early June 2012. In accordance with 34 CFR §300.606, if OSEP identifies MSDE as Needs Assistance, Needs Intervention, or Needs Substantial Intervention, MSDE is required to notify local school systems, public agencies, the media, and the public of the action.

Pursuant to 20 U.S.C. §1416(a)(1)(C)(i), MSDE is also required to make determinations annually on the performance of each Infants and Toddlers Program in the State using the categories in 34 C.F.R. §300.603(b)(1), use appropriate mechanisms, consistent with 34 C.F.R. §300.604, which must include, if applicable, the enforcement mechanisms identified in 34 C.F.R. §300.604(a)(1) (technical assistance), (a)(3) (conditions on funding of a local school system), (b)(2)(i) (a corrective action plan or improvement plan), (b)(2)(v) (withholding funds, in whole or in part by MSDE), and (c)(2) (withholding funds, in whole or part, by MSDE). In accordance with 20 U.S.C. §1416(e) and 34 C.F.R. §300.603(b)(1), MSDE must use one of the following four categories to assign a determination to each Infants and Toddlers Program: Meets Requirements, Needs Assistance, Needs Intervention, and Needs Substantial Intervention.

The MSDE, Division of Special Education/Early Intervention Services, uses a results-based rubric on specific indicators to rate each public agency's performance in meeting the State's targets for FFY 2010. Attached is a document entitled "Part C and Part B Public Agency Determination" that lists the Part C indicators included in making determinations. MSDE carefully considered all aspects of this process. Based on FFY2010 data, as well as information obtained through monitoring and complaint investigations (if any), the Baltimore City Infants and Toddlers Program has been determined to be **Meets Requirements**.



Dr. Oxiris Barbot  
May 9, 2012  
Page Two

To be in the category of Meets Requirements, the Baltimore City Infants and Toddlers Program must have met or exceeded the State's target on at least 2 performance indicators (2, 4a, 4b, 4c, 5, and 6) and Natural Environment data (Indicator 2) is not significantly below the State's target. In addition, the Baltimore City Infants and Toddlers Program must have demonstrated at least substantial compliance (at least 95.0%) for at least five of the six compliance indicators (1, 7, 8a, 8b, 8c, and 14), and demonstrated full compliance (100%) in at least 2 compliance indicators.

Finally, all previously identified noncompliance, including fiscal noncompliance, must have been corrected within one year of notification (Indicator 9).

Attached to this letter are copies of the following documents:


- Part C Local Determination Table; and
- Part C Local Determination Framework for Technical Assistance and Intervention.

The "Part C Local Determination Table" provides an analysis of the Baltimore City Infants and Toddlers Program data. The "Part C Local Determination Framework for Technical Assistance and Intervention" provides additional information relative to technical assistance and support available to your local Infants and Toddlers Program.

As you know, the State must report annually to the public on the performance of each local Infants and Toddlers Program on the targets in the SPP under IDEA. The public may access the MSDE IDEA performance report at <http://mdideareport.org>. The requirement for public reporting on local Infants and Toddlers Program performance is a critical provision in ensuring accountability focusing on improved results for infants and toddlers with disabilities and their families. MSDE will continue to provide technical assistance opportunities as you work to improve performance under Part C of the IDEA.

Congratulations on your hard work and commitment to excellence. If you have any feedback on our past technical assistance efforts or the need for guidance, we would be happy to hear from you as we work to develop further mechanisms to support local improvement activities. The MSDE is committed to supporting the efforts of the Baltimore City Infants and Toddlers Program to improve results for infants and toddlers with disabilities and their families. If you have any questions, would like to discuss this further, or want to request technical assistance, please do not hesitate to call me at 410-767-0238.

Sincerely,



Marcella E. Franczkowski, M.S.  
Assistant State Superintendent  
Division of Special Education/  
Early Intervention Services

MF/TS:BMM  
Attachments

c: Bernard Sadusky  
Branch/Section Chiefs

Kim Hoffmann  
Charles Baugh



**Baltimore City Infants and Toddlers Program  
Part C Local Determination Table**

**Federal Fiscal Year (FFY) 2010 / State Fiscal Year (SFY) 2011  
July 1, 2010 through June 30, 2011**

<b>Monitoring Priorities and Indicators</b>	<b>Status</b>	<b>MSDE Analysis/Next Steps</b>
1. Percent of infants and toddlers with IFSPs who receive the early intervention services on their IFSPs in a timely manner. (20 U.S.C. 1416(a)(3)(A) and 1442) [Compliance Indicator]	The Baltimore City Infants and Toddlers Program data for this indicator are 96.9%. This is an increase from the FFY 2009* data of 90.9%. The State's target for this indicator is 100%.  *FFY 2009: July 1, 2009-June 30, 2010	The Baltimore City Infants and Toddlers Program data represent substantial compliance for this indicator.  MSDE looks forward to the Baltimore City Infants and Toddlers Program FFY 2011 data demonstrating 100% compliance and expects the program to fully implement improvement activities to ensure correction of noncompliance as soon as possible but in no case later than one year.
2. Percent of infants and toddlers with IFSPs who primarily receive early intervention services in the home or community-based settings. (20 U.S.C. 1416(a)(3)(A) and 1442) [Results Indicator]	The Baltimore City Infants and Toddlers Program data for this indicator are 95.0%. This represents an increase from the FFY 2009 results of 85.4%. The State's target is 91.0%.	The Baltimore City Infants and Toddlers Program data met the State's target for this indicator.  MSDE looks forward to the Baltimore City Infants and Toddlers Program FFY 2011 data demonstrating continued success.
4A. Percent of families participating in Part C who report that early intervention services have helped the family: A. Know their rights; (20 U.S.C. 1416(a)(3)(A) and 1442) [Results Indicator]	The Baltimore City Infants and Toddlers Program data for this indicator are 92.0%. This represents an increase from the FFY 2009 results of 77.6%. The State's target for this indicator is 78.0%.	The Baltimore City Infants and Toddlers Program data met the State's target for this indicator.  MSDE looks forward to the Baltimore City Infants and Toddlers Program FFY 2011 data demonstrating continued success.

Monitoring Priorities and Indicators	Status	MSDE Analysis/Next Steps
<p>4B. Percent of families participating in Part C who report that early intervention services have helped the family:</p> <p>B. Effectively communicate their children's needs</p> <p>(20 U.S.C. 1416(a)(3)(A) and 1442)</p> <p>[Results Indicator]</p>	<p>The Baltimore City Infants and Toddlers Program data for this indicator are 93.7%. This represents an increase from the FFY 2009 results of 73.5%. The State's target for this indicator is 76.0%.</p>	<p>The Baltimore City Infants and Toddlers Program data met the State's target for this indicator.</p> <p>MSDE looks forward to the Baltimore City Infants and Toddlers Program FFY 2011 data demonstrating continued success.</p>
<p>4C. Percent of families participating in Part C who report that early intervention services have helped the family:</p> <p>C. Help their children develop and learn.</p> <p>(20 U.S.C. 1416(a)(3)(A) and 1442)</p> <p>[Results Indicator]</p>	<p>The Baltimore City Infants and Toddlers Program data for this indicator are 93.1%. This represents an increase from the FFY 2009 results of 86.7%. The State's target for this indicator is 86.0%.</p>	<p>The Baltimore City Infants and Toddlers Program data met the State's target for this indicator.</p> <p>MSDE looks forward to the Baltimore City Infants and Toddlers Program FFY 2011 data demonstrating continued success.</p>
<p>5. Percent of infants and toddlers birth to 1 with IFSPs compared to national data.</p> <p>(20 U.S.C. 1416(a)(3)(B) and 1442)</p> <p>[Results Indicator]</p>	<p>The Baltimore City Infants and Toddlers Program data for this indicator are 1.84%. This represents an increase from the FFY 2009 results of 1.75%. The State's target is 1.50%.</p>	<p>The Baltimore City Infants and Toddlers Program data met the State's target for this indicator.</p> <p>MSDE looks forward to the Baltimore City Infants and Toddlers Program FFY 2011 data demonstrating continued success.</p>




Monitoring Priorities and Indicators	Status	MSDE Analysis/Next Steps
<p>6. Percent of infants and toddlers birth to 3 with IFSPs compared to national data. (20 U.S.C. 1416(a)(3)(B) and 1442) [Results Indicator]</p>	<p>The Baltimore City Infants and Toddlers Program data for this indicator are 3.48%. This represents an increase from the FFY 2009 results of 2.85%. The State's target for this indicator is 2.88%.</p>	<p>The Baltimore City Infants and Toddlers Program data met the State's target for this indicator.  MSDE looks forward to the Baltimore City Infants and Toddlers Program FFY 2011 data demonstrating continued success.</p>
<p>7. Percent of eligible infants and toddlers with IFSPs for whom an evaluation and assessment and an initial IFSP meeting were conducted within Part C's 45-day timeline. (20 U.S.C. 1416(a)(3)(B) and 1442) [Compliance Indicator]</p>	<p>The Baltimore City Infants and Toddlers Program data for this indicator are 99.2%. This represents an increase from the FFY 2009 results of 99.1%. The State's target for this indicator is 100%.</p>	<p>The Baltimore City Infants and Toddlers Program data represent substantial compliance for this indicator.  MSDE looks forward to the Baltimore City Infants and Toddlers Program FFY 2011 data demonstrating 100% compliance and expects the program to fully implement improvement activities to ensure correction of noncompliance as soon as possible but in no case later than one year.</p>
<p>8A. Percent of all children exiting Part C who received timely transition planning to support the child's transition to preschool and other appropriate community services by their third birthday including: A. IFSPs with transition steps and services; (20 U.S.C. 1416(a)(3)(B) and 1442) [Compliance Indicator]</p>	<p>The Baltimore City Infants and Toddlers Program data for this indicator are 100%. This represents an increase from the FFY 2009 results of 97.2%. The State's target for this indicator is 100%.</p>	<p>The Baltimore City Infants and Toddlers Program data met the State's target for this indicator.  MSDE looks forward to the Baltimore City Infants and Toddlers Program FFY 2011 data demonstrating continued compliance.</p>

Monitoring Priorities and Indicators	Status	MSDE Analysis/Next Steps
<p>8B. Percent of all children exiting Part C who received timely transition planning to support the child's transition to preschool and other appropriate community services by their third birthday including:</p> <p>B. Notification to LEA, if child potentially eligible for Part B; and (20 U.S.C. 1416(a)(3)(B) and 1442)</p> <p>[Compliance Indicator]</p>	<p>The Baltimore City Infants and Toddlers Program data for this indicator are 100%. This represents an increase from the FFY 2009 results of 98.8%. The State's target for this indicator is 100%.</p>	<p>The Baltimore City Infants and Toddlers Program data met the State's target for this indicator.</p> <p>MSDE looks forward to the Baltimore City Infants and Toddlers Program FFY 2011 data demonstrating continued compliance.</p>
<p>8C. Percent of all children exiting Part C who received timely transition planning to support the child's transition to preschool and other appropriate community services by their third birthday including:</p> <p>C. Transition conference, if child potentially eligible for Part B. (20 U.S.C. 1416(a)(3)(B) and 1442).</p> <p>[Compliance Indicator]</p>	<p>The Baltimore City Infants and Toddlers Program data for this indicator are 100%. This is the same result reported for FFY 2009. The State's target for this indicator is 100%.</p>	<p>The Baltimore City Infants and Toddlers Program data met the State's target for this indicator.</p> <p>MSDE looks forward to the Baltimore City Infants and Toddlers Program FFY 2011 data demonstrating continued compliance.</p>
<p>9. General supervision system (including monitoring, complaints, hearings, etc.) identifies and corrects noncompliance as soon as possible but in no case later than one year from identification. (20 U.S.C. 1416(a)(3)(B) and 1442)</p> <p>[Compliance Indicator]</p>	<p>The Baltimore City Infants and Toddlers Program had 7 (of 7) incidences of noncompliance in FFY 2009 that were corrected within 1 year of notification. The State's target for this indicator is 100%.</p>	<p>The Baltimore City Infants and Toddlers Program data met the State's target for this indicator.</p> <p>MSDE looks forward to the Baltimore City Infants and Toddlers Program FFY 2011 data demonstrating continued compliance.</p>



Monitoring Priorities and Indicators	Status	MSDE Analysis/Next Steps
<p>14. State reported data (618 and State Performance Plan and Annual Performance Report) are timely and accurate.</p> <p>(20 U.S.C. 1416(a)(3)(B) and 1442) [Compliance Indicator]</p>	<p>Baltimore City Infants and Toddlers Program submitted the 618 data the Final Program Report in a timely and accurate manner. However, the Semi-Annual Program Report and the fiscal reports were considered untimely.</p>	<p>Baltimore City Infants and Toddlers' data did not meet the State's target for timely and accurate submission of required 618 data, Fiscal Reports, and Programmatic Reports for FFY 2010.</p> <p>MSDE expects the Baltimore City Infants and Toddlers Program's submission of required FFY 2011 data to be timely and accurate.</p>



**Bernard J. Sadusky, Ed.D.**  
**Interim State Superintendent of Schools**

200 West Baltimore Street • Baltimore, MD 21201 • 410-767-0100 • 410-333-6442 TTY/TDD • MarylandPublicSchools.org

May 9, 2012

Dr. Gregory Branch  
Health Officer  
Baltimore County Health Department  
6401 York Road, 3<sup>rd</sup> Floor  
Baltimore, MD 21212

Dear Dr. Branch:

The Individuals with Disabilities Education Act 2004 (IDEA) focuses on each state's accountability on the State Performance Plan (SPP) indicators defined by the Office of Special Education Programs (OSEP). OSEP reviews each state's SPP and Annual Performance Report (APR) annually. Using the information obtained through review of the APR and other data sources, OSEP evaluates each state's performance on these indicators, and assigns each state to one of four levels of determination: Meets Requirements, Needs Assistance, Needs Intervention, or Needs Substantial Intervention. The determinations required under the federal statute are part of the on-going efforts to improve results for children and youth with disabilities. The Maryland State Department of Education (MSDE) anticipates receiving its current federal determination for Federal Fiscal Year (FFY) 2010 (2010-2011) Part C in early June 2012. In accordance with 34 CFR §300.606, if OSEP identifies MSDE as Needs Assistance, Needs Intervention, or Needs Substantial Intervention, MSDE is required to notify local school systems, public agencies, the media, and the public of the action.

Pursuant to 20 U.S.C. §1416(a)(1)(C)(i), MSDE is also required to make determinations annually on the performance of each Infants and Toddlers Program in the State using the categories in 34 C.F.R. §300.603(b)(1), use appropriate mechanisms, consistent with 34 C.F.R. §300.604, which must include, if applicable, the enforcement mechanisms identified in 34 C.F.R. §300.604(a)(1) (technical assistance), (a)(3) (conditions on funding of a local school system), (b)(2)(i) (a corrective action plan or improvement plan), (b)(2)(v) (withholding funds, in whole or in part by MSDE), and (c)(2) (withholding funds, in whole or part, by MSDE). In accordance with 20 U.S.C. §1416(e) and 34 C.F.R. §300.603(b)(1), MSDE must use one of the following four categories to assign a determination to each Infants and Toddlers Program: Meets Requirements, Needs Assistance, Needs Intervention, and Needs Substantial Intervention.

The MSDE, Division of Special Education/Early Intervention Services, uses a results-based rubric on specific indicators to rate each public agency's performance in meeting the State's targets for FFY 2010. Attached is a document entitled "Part C and Part B Public Agency Determination" that lists the Part C indicators included in making determinations. MSDE carefully considered all aspects of this process. Based on FFY2010 data, as well as information obtained through monitoring and complaint investigations (if any), the Baltimore County Infants and Toddlers Program has been determined to be **Needs Assistance**.

**Maryland Public Schools: #1 in the Nation Four Years in a Row**



To be in the category of Meets Requirements, the Baltimore County Infants and Toddlers Program must have met or exceeded the State's target on at least 2 performance indicators (2, 4a, 4b, 4c, 5, and 6) and Natural Environment data (Indicator 2) is not significantly below the State's target. In addition, the Baltimore County Infants and Toddlers Program must have demonstrated at least substantial compliance (at least 95.0%) for at least five of the six compliance indicators (1, 7, 8a, 8b, 8c, and 14), and demonstrated full compliance (100%) in at least 2 compliance indicator. Finally, all previously identified noncompliance, including fiscal noncompliance, must have been corrected within one year of notification (Indicator 9).

Attached to this letter are copies of the following documents:

- Part C Local Determination Table; and
- Part C Local Determination Framework for Technical Assistance and Intervention.

The "Part C Local Determination Table" provides an analysis of the Baltimore County Infants and Toddlers Program data. The "Part C Local Determination Framework for Technical Assistance and Intervention" provides additional information relative to technical assistance and support available to your local Infants and Toddlers Program.

The MSDE FFY 2009 determination for Baltimore County Infants and Toddlers Program was Meets Requirements. In accordance with 20 U.S.C. §1416(e) and 34 C. F. R. §§300.600 and 300.604, if a local Infants and Toddlers Program is determined to be in need of assistance for two consecutive years, MSDE must take one or more of the following actions: 1) Advise the local Infants and Toddlers Program of available sources of technical assistance that may help the local Infants and Toddlers Program address the areas in which the program needs assistance; 2) Direct the use of federal funds to the area or area(s) the local Infants and Toddlers Program needs assistance; or 3) Identify the local Infants and Toddlers Program as a high-risk grantee and impose special conditions on the local Infants and Toddlers Program's IDEA Part C grant award.

Pursuant to these requirements, and to assist all local school systems to meet or maintain the determination status of Meets Requirements, the MSDE provides and recommends technical assistance. Each local Infants and Toddlers Program has a responsibility to access the Technical Assistance and Determination Network at <http://spp-apr-calender.rrfcnetwork.org> and other sources of technical assistance to improve performance and/or correct noncompliance. You will be directed to a list of indicators. Select a specific indicator for a list of centers, documents, web seminars, and other sources of relevant technical assistance.

Those local Infants and Toddlers Programs that were below the State's target on any indicator are required to access sources of technical assistance and inform MSDE of the type, amount, and frequency of assistance needed to address specific needs. The specific indicators most critical to improving the results for Baltimore County are: Timely Services and 45-Day Timeline.

The State must report annually to the public on the performance of each local school system on the targets in the SPP under IDEA. The public may access the MSDE IDEA performance report at <http://mdideareport.org>. The requirement for public reporting on local Infants and Toddlers Program performance is a critical provision in ensuring accountability focusing on improved results for infants and toddlers with disabilities and their families. MSDE will continue to provide

Dr. Gregory Branch  
May 9, 2012  
Page 3

technical assistance opportunities as you work to improve performance under Part C of the IDEA. If you have any feedback on our past technical assistance efforts or the need for guidance, we would be happy to hear from you as we work to develop further mechanisms to support local improvement activities.

As you know, the State must report annually to the public on the performance of each local Infants and Toddlers Program on the targets in the SPP under IDEA. The public may access the MSDE IDEA performance report at <http://mdideareport.org>. The requirement for public reporting on local Infants and Toddlers Program performance is a critical provision in ensuring accountability focusing on improved results for infants and toddlers with disabilities and their families. MSDE will continue to provide technical assistance opportunities as you work to improve performance under Part C of the IDEA.

If you have any feedback on our past technical assistance efforts or the need for guidance, we would be happy to hear from you as we work to develop further mechanisms to support local improvement activities. The MSDE is committed to supporting the efforts of the Baltimore County Infants and Toddlers Program to improve results for infants and toddlers with disabilities and their families. If you have any questions, would like to discuss this further, or want to request technical assistance, please do not hesitate to call me at 410-767-0238.

Sincerely,



Marcella E. Franczkowski, M.S.  
Assistant State Superintendent  
Division of Special Education/  
Early Intervention Services

MF/TS:BMM  
attachments

c: Bernard Sadusky  
Branch/Section Chiefs

Joe A. Hairston  
Kalisha Miller

Paula Boykin



## Baltimore County Infants and Toddlers Program

### Part C Local Determination Table

Federal Fiscal Year (FFY) 2010 / State Fiscal Year (SFY) 2011

July 1, 2010 through June 30, 2011

Monitoring Priorities and Indicators	Status	MSDE Analysis/Next Steps
<p>1. Percent of infants and toddlers with IFSPs who receive the early intervention services on their IFSPs in a timely manner. (20 U.S.C. 1416(a)(3)(A) and 1442) [Compliance Indicator]</p>	<p>The Baltimore County Infants and Toddlers Program data for this indicator are 86.7%. This represents a decrease from the FFY 2009* data of 93.1%. The State's target for this indicator is 100%. *FFY 2009: July 1, 2009-June 30, 2010</p>	<p>The Baltimore County Infants and Toddlers Program data did not meet the State's target for this indicator.  MSDE expects the Baltimore County Infants and Toddlers Program to fully implement improvement activities to ensure correction of noncompliance as soon as possible but in no case later than one year.</p>
<p>2. Percent of infants and toddlers with IFSPs who primarily receive early intervention services in the home or community-based settings. (20 U.S.C. 1416(a)(3)(A) and 1442) [Results Indicator]</p>	<p>The Baltimore County Infants and Toddlers Program data for this indicator are 97.8%. This represents a slight decrease from the FFY 2009 results of 98.5%. The State's target is 91.0%.</p>	<p>The Baltimore County Infants and Toddlers Program data met the State's target for this indicator.  MSDE looks forward to the Baltimore County Infants and Toddlers Program FFY 2011 data demonstrating continued success.</p>
<p>4A. Percent of families participating in Part C who report that early intervention services have helped the family: A. Know their rights; (20 U.S.C. 1416(a)(3)(A) and 1442) [Results Indicator]</p>	<p>The Baltimore County Infants and Toddlers Program data for this indicator are 91.5%. This represents an increase from the FFY 2009 results of 88.6%. The State's target for this indicator is 78.0%.</p>	<p>The Baltimore County Infants and Toddlers Program data met the State's target for this indicator.  MSDE looks forward to the Baltimore County Infants and Toddlers Program FFY 2011 data demonstrating continued success.</p>

Monitoring Priorities and Indicators	Status	MSDE Analysis/Next Steps
<p>4B. Percent of families participating in Part C who report that early intervention services have helped the family:</p> <p>B. Effectively communicate their children's needs (20 U.S.C. 1416(a)(3)(A) and 1442) [Results Indicator]</p>	<p>The Baltimore County Infants and Toddlers Program data for this indicator are 93.3%. This represents an increase from the FFY 2009 results of 84.6%. The State's target for this indicator is 76.0%.</p>	<p>The Baltimore County Infants and Toddlers Program data met the State's target for this indicator.</p> <p>MSDE looks forward to the Baltimore County Infants and Toddlers Program FFY 2011 data demonstrating continued success.</p>
<p>4C. Percent of families participating in Part C who report that early intervention services have helped the family:</p> <p>C. Help their children develop and learn. (20 U.S.C. 1416(a)(3)(A) and 1442) [Results Indicator]</p>	<p>The Baltimore County Infants and Toddlers Program data for this indicator are 95.1%. This represents an increase from the FFY 2009 results of 93.1%. The State's target for this indicator is 86.0%.</p>	<p>The Baltimore County Infants and Toddlers Program data met the State's target for this indicator.</p> <p>MSDE looks forward to the Baltimore County Infants and Toddlers Program FFY 2011 data demonstrating continued success.</p>
<p>5. Percent of infants and toddlers birth to 1 with IFSPs compared to national data. (20 U.S.C. 1416(a)(3)(B) and 1442) [Results Indicator]</p>	<p>The Baltimore County Infants and Toddlers Program data for this indicator are 1.51%. This represents a slight decrease from the FFY 2009 results of 1.55%. The State's target is 1.50%.</p>	<p>The Baltimore County Infants and Toddlers Program data met the State's target for this indicator.</p> <p>MSDE looks forward to the Baltimore County Infants and Toddlers Program FFY 2011 data demonstrating continued success.</p>




Monitoring Priorities and Indicators	Status	MSDE Analysis/Next Steps
<p>6. Percent of infants and toddlers birth to 3 with IFSPs compared to national data. (20 U.S.C. 1416(a)(3)(B) and 1442) [Results Indicator]</p>	<p>The Baltimore County Infants and Toddlers Program data for this indicator are 3.80%. This represents an increase from the FFY 2009 results of 3.48%. The State's target for this indicator is 2.88%.</p>	<p>The Baltimore County Infants and Toddlers Program data met the State's target for this indicator.  MSDE looks forward to the Baltimore County Infants and Toddlers Program FFY 2011 data demonstrating continued success.</p>
<p>7. Percent of eligible infants and toddlers with IFSPs for whom an evaluation and assessment and an initial IFSP meeting were conducted within Part C's 45-day timeline. (20 U.S.C. 1416(a)(3)(B) and 1442) [Compliance Indicator]</p>	<p>The Baltimore County Infants and Toddlers Program data for this indicator are 93.2%. This represents a decrease from the FFY 2009 results of 97.9%. The State's target for this indicator is 100%.</p>	<p>The Baltimore County Infants and Toddlers Program data did not meet the State's target for this indicator.  MSDE expects the Baltimore County Infants and Toddlers Program to fully implement improvement activities to ensure correction of noncompliance as soon as possible but in no case later than one year.</p>
<p>8A. Percent of all children exiting Part C who received timely transition planning to support the child's transition to preschool and other appropriate community services by their third birthday including: A. IFSPs with transition steps and services; (20 U.S.C. 1416(a)(3)(B) and 1442) [Compliance Indicator]</p>	<p>The Baltimore County Infants and Toddlers Program data for this indicator are 100%. This is the same result reported for FFY 2009. The State's target for this indicator is 100%.</p>	<p>The Baltimore County Infants and Toddlers Program data met the State's target for this indicator.  MSDE looks forward to the Baltimore County Infants and Toddlers Program FFY 2011 data demonstrating continued compliance.</p>

Monitoring Priorities and Indicators	Status	MSDE Analysis/Next Steps
<p>8B. Percent of all children exiting Part C who received timely transition planning to support the child's transition to preschool and other appropriate community services by their third birthday including:</p> <p>B. Notification to LEA, if child potentially eligible for Part B; and</p> <p>(20 U.S.C. 1416(a)(3)(B) and 1442)</p> <p>[Compliance Indicator]</p>	<p>The Baltimore County Infants and Toddlers Program data for this indicator are 100%. This is the same result reported in FFY 2009. The State's target for this indicator is 100%.</p>	<p>The Baltimore County Infants and Toddlers Program data met the State's target for this indicator.</p> <p>MSDE looks forward to the Baltimore County Infants and Toddlers Program FFY 2011 data demonstrating continued compliance.</p>
<p>8C. Percent of all children exiting Part C who received timely transition planning to support the child's transition to preschool and other appropriate community services by their third birthday including:</p> <p>C. Transition conference, if child potentially eligible for Part B.</p> <p>(20 U.S.C. 1416(a)(3)(B) and 1442).</p> <p>[Compliance Indicator]</p>	<p>The Baltimore County Infants and Toddlers Program data for this indicator are 99.5%. This represents an increase from the FFY 2009 results of 98.7%. The State's target for this indicator is 100%.</p>	<p>The Baltimore County Infants and Toddlers Program data represent substantial compliance for this indicator.</p> <p>MSDE looks forward to the Baltimore County Infants and Toddlers Program FFY 2011 data demonstrating 100% compliance and expects the program to fully implement improvement activities to ensure correction of noncompliance as soon as possible but in no case later than one year.</p>
<p>9. General supervision system (including monitoring, complaints, hearings, etc.) identifies and corrects noncompliance as soon as possible but in no case later than one year from identification.</p> <p>(20 U.S.C. 1416(a)(3)(B) and 1442)</p>	<p>The Baltimore County Infants and Toddlers Program had 7 (of 7) incidences of noncompliance in FFY 2009 that were corrected within 1 year of notification. The State's target for this indicator is 100%.</p>	<p>The Baltimore County Infants and Toddlers Program data met the State's target for this indicator.</p> <p>MSDE looks forward to the Baltimore County Infants and Toddlers Program FFY 2011 data demonstrating continued compliance.</p>



Monitoring Priorities and Indicators	Status	MSDE Analysis/Next Steps
[Compliance Indicator]		
<p>14. State reported data (618 and State Performance Plan and Annual Performance Report) are timely and accurate.</p> <p>(20 U.S.C. 1416(a)(3)(B) and 1442)</p> <p>[Compliance Indicator]</p>	<p>Baltimore County Infants and Toddlers Program submitted the 618 data, the programmatic reports, and the fiscal reports in a timely and accurate manner.</p>	<p>Baltimore County Infants and Toddlers Program data met the State's target for the timely and accurate submission of required 618 data, fiscal reports, and program reports for FFY 2010.</p> <p>MSDE expects the Baltimore County Infants and Toddlers Program's submission of required FFY 2011 data to be timely and accurate.</p>



Bernard J. Sadusky, Ed.D.  
Interim State Superintendent of Schools

200 West Baltimore Street • Baltimore, MD 21201 • 410-767-0100 • 410-333-6442 TTY/TDD • MarylandPublicSchools.org

May 9, 2012

Dr. Jack R. Smith  
Superintendent  
Calvert County Public Schools  
1305 Dares Beach Road  
Prince Frederick, MD 20678

Dear Dr. Smith:

The Individuals with Disabilities Education Act 2004 (IDEA) focuses on each state's accountability on the State Performance Plan (SPP) indicators defined by the Office of Special Education Programs (OSEP). OSEP reviews each state's SPP and Annual Performance Report (APR) annually. Using the information obtained through review of the APR and other data sources, OSEP evaluates each state's performance on these indicators, and assigns each state to one of four levels of determination: Meets Requirements, Needs Assistance, Needs Intervention, or Needs Substantial Intervention. The determinations required under the federal statute are part of the on-going efforts to improve results for children and youth with disabilities. The Maryland State Department of Education (MSDE) anticipates receiving its current federal determination for Federal Fiscal Year (FFY) 2010 (2010-2011) Part C in early June 2012. In accordance with 34 CFR §300.606, if OSEP identifies MSDE as Needs Assistance, Needs Intervention, or Needs Substantial Intervention, MSDE is required to notify local school systems, public agencies, the media, and the public of the action.

Pursuant to 20 U.S.C. §1416(a)(1)(C)(i), MSDE is also required to make determinations annually on the performance of each Infants and Toddlers Program in the State using the categories in 34 C.F.R. §300.603(b)(1), use appropriate mechanisms, consistent with 34 C.F.R. §300.604, which must include, if applicable, the enforcement mechanisms identified in 34 C.F.R. §300.604(a)(1) (technical assistance), (a)(3) (conditions on funding of a local school system), (b)(2)(i) (a corrective action plan or improvement plan), (b)(2)(v) (withholding funds, in whole or in part by MSDE), and (c)(2) (withholding funds, in whole or part, by MSDE). In accordance with 20 U.S.C. §1416(e) and 34 C.F.R. §300.603(b)(1), MSDE must use one of the following four categories to assign a determination to each Infants and Toddlers Program: Meets Requirements, Needs Assistance, Needs Intervention, and Needs Substantial Intervention.

The MSDE, Division of Special Education/Early Intervention Services, uses a results-based rubric on specific indicators to rate each public agency's performance in meeting the State's targets for FFY 2010. Attached is a document entitled "Part C and Part B Public Agency Determination" that lists the Part C indicators included in making determinations. MSDE carefully considered all aspects of this process. Based on FFY2010 data, as well as information obtained through monitoring and complaint investigations (if any), the Calvert County Infants and Toddlers Program has been determined to be **Meets Requirements**.

**Maryland Public Schools: #1 in the Nation Four Years in a Row**



Dr. Jack R. Smith

May 9, 2012

Page 2

To be in the category of Meets Requirements, the Calvert County Infants and Toddlers Program must have met or exceeded the State's target on at least 2 performance indicators (2, 4a, 4b, 4c, 5, and 6) and Natural Environment data (Indicator 2) is not significantly below the State's target. In addition, the Calvert County Infants and Toddlers Program must have demonstrated at least substantial compliance (at least 95.0%) for at least five of the six compliance indicators (1, 7, 8a, 8b, 8c, and 14), and demonstrated full compliance (100%) in at least 2 compliance indicators.

Finally, all previously identified noncompliance, including fiscal noncompliance, must have been corrected within one year of notification (Indicator 9).

Attached to this letter are copies of the following documents:

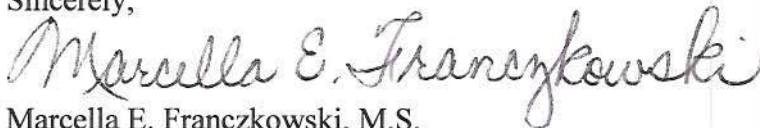
- Part C Local Determination Table; and
- Part C Local Determination Framework for Technical Assistance and Intervention.

The "Part C Local Determination Table" provides an analysis of the Calvert County Infants and Toddlers Program data. The "Part C Local Determination Framework for Technical Assistance and Intervention" provides additional information relative to technical assistance and support available to your local Infants and Toddlers Program.

As you know, the State must report annually to the public on the performance of each local Infants and Toddlers Program on the targets in the SPP under IDEA. The public may access the MSDE IDEA performance report at <http://mdideareport.org>. The requirement for public reporting on local Infants and Toddlers Program performance is a critical provision in ensuring accountability focusing on improved results for infants and toddlers with disabilities and their families. MSDE will continue to provide technical assistance opportunities as you work to improve performance under Part C of the IDEA.

Congratulations on your hard work and commitment to excellence. If you have any feedback on our past technical assistance efforts or the need for guidance, we would be happy to hear from you as we work to develop further mechanisms to support local improvement activities. The MSDE is committed to supporting the efforts of the Calvert County Infants and Toddlers Program to improve results for infants and toddlers with disabilities and their families. If you have any questions, would like to discuss this further, or want to request technical assistance, please do not hesitate to call me at 410-767-0238.

Sincerely,



Marcella E. Franczkowski, M.S.  
Assistant State Superintendent  
Division of Special Education/  
Early Intervention Services

MF/TS:BMM  
Attachments

c: Bernard Sadusky  
Branch/Section Chiefs

Annette Lagana  
Sheila Myers

## Calvert County Infants and Toddlers Program

### Part C Local Determination Table

Federal Fiscal Year (FFY) 2010 / State Fiscal Year (SFY) 2011  
July 1, 2010 through June 30, 2011

Monitoring Priorities and Indicators	Status	MSDE Analysis/Next Steps
1. Percent of infants and toddlers with IFSPs who receive the early intervention services on their IFSPs in a timely manner. (20 U.S.C. 1416(a)(3)(A) and 1442) [Compliance Indicator]	The Calvert County Infants and Toddlers Program data for this indicator are 99.4%. This represents a decrease from the FFY 2009* results of 100%. The State's target for this indicator is 100%.  *FFY 2009: July 1, 2009-June 30, 2010	The Calvert County Infants and Toddlers Program data represent substantial compliance for this indicator.  MSDE looks forward to the Calvert County Infants and Toddlers Program FFY 2011 data demonstrating 100% compliance and expects the program to fully implement improvement activities to ensure correction of noncompliance as soon as possible but in no case later than one year.
2. Percent of infants and toddlers with IFSPs who primarily receive early intervention services in the home or community-based settings. (20 U.S.C. 1416(a)(3)(A) and 1442) [Results Indicator]	The Calvert County Infants and Toddlers Program data for this indicator are 88.7%. This represents a decrease from the FFY 2009 results of 95.1%. The State's target is 91.0%.	The Calvert County Infants and Toddlers Program data did not meet the State's target for this indicator.  MSDE expects the Calvert County Infants and Toddlers Program to fully implement improvement activities to ensure results that meet the State's target.
4A. Percent of families participating in Part C who report that early intervention services have helped the family: A. Know their rights; (20 U.S.C. 1416(a)(3)(A) and 1442) [Results Indicator]	The Calvert County Infants and Toddlers Program data for this indicator are 90.2%. This represents a decrease from the FFY 2009 results of 92.3%. The State's target for this indicator is 78.0%.	The Calvert County Infants and Toddlers Program data met the State's target for this indicator.  MSDE looks forward to the Calvert County Infants and Toddlers Program FFY 2011 data demonstrating continued success.



Monitoring Priorities and Indicators	Status	MSDE Analysis/Next Steps
<p>4B. Percent of families participating in Part C who report that early intervention services have helped the family:</p> <p>B. Effectively communicate their children's needs</p> <p>(20 U.S.C. 1416(a)(3)(A) and 1442)</p> <p>[Results Indicator]</p>	<p>The Calvert County Infants and Toddlers Program data for this indicator are 89.1%. This represents a decrease from the FFY 2009 results of 92.3%. The State's target for this indicator is 76.0%.</p>	<p>The Calvert County Infants and Toddlers Program data met the State's target for this indicator.</p> <p>MSDE looks forward to the Calvert County Infants and Toddlers Program FFY 2011 data demonstrating continued success.</p>
<p>4C. Percent of families participating in Part C who report that early intervention services have helped the family:</p> <p>C. Help their children develop and learn.</p> <p>(20 U.S.C. 1416(a)(3)(A) and 1442)</p> <p>[Results Indicator]</p>	<p>The Calvert County Infants and Toddlers Program data for this indicator are 90.0%. This represents a decrease from the FFY 2009 results of 94.9%. The State's target for this indicator is 86.0%.</p>	<p>The Calvert County Infants and Toddlers Program data met the State's target for this indicator.</p> <p>MSDE looks forward to the Calvert County Infants and Toddlers Program FFY 2011 data demonstrating continued success.</p>
<p>5. Percent of infants and toddlers birth to 1 with IFSPs compared to national data.</p> <p>(20 U.S.C. 1416(a)(3)(B) and 1442)</p> <p>[Results Indicator]</p>	<p>The Calvert County Infants and Toddlers Program data for this indicator are 0.86%. This represents a decrease from the FFY 2009 results of 0.97%. The State's target is 1.50%.</p>	<p>The Calvert County Infants and Toddlers Program data did not meet the State's target for this indicator.</p> <p>MSDE expects the Calvert County Infants and Toddlers Program to fully implement improvement activities to ensure results that meet the State's target.</p>


Monitoring Priorities and Indicators	Status	MSDE Analysis/Next Steps
<p>6. Percent of infants and toddlers birth to 3 with IFSPs compared to national data. (20 U.S.C. 1416(a)(3)(B) and 1442) [Results Indicator]</p>	<p>The Calvert County Infants and Toddlers Program data for this indicator are 3.38%. This represents an increase from the FFY 2009 results of 2.69%. The State's target for this indicator is 2.88%.</p>	<p>The Calvert County Infants and Toddlers Program data met the State's target for this indicator.  MSDE looks forward to the Calvert County Infants and Toddlers Program FFY 2011 data demonstrating continued success.</p>
<p>7. Percent of eligible infants and toddlers with IFSPs for whom an evaluation and assessment and an initial IFSP meeting were conducted within Part C's 45-day timeline. (20 U.S.C. 1416(a)(3)(B) and 1442) [Compliance Indicator]</p>	<p>The Calvert County Infants and Toddlers Program data for this indicator are 100%. This is the same result reported for FFY 2009. The State's target for this indicator is 100%.</p>	<p>The Calvert County Infants and Toddlers Program data met the State's target for this indicator.  MSDE looks forward to the Calvert County Infants and Toddlers Program FFY 2011 data demonstrating continued compliance.</p>
<p>8A. Percent of all children exiting Part C who received timely transition planning to support the child's transition to preschool and other appropriate community services by their third birthday including: A. IFSPs with transition steps and services; (20 U.S.C. 1416(a)(3)(B) and 1442) [Compliance Indicator]</p>	<p>The Calvert County Infants and Toddlers Program data for this indicator are 100%. This is the same result reported for FFY 2009. The State's target for this indicator is 100%.</p>	<p>The Calvert County Infants and Toddlers Program data met the State's target for this indicator.  MSDE looks forward to the Calvert County Infants and Toddlers Program FFY 2011 data demonstrating continued compliance.</p>



Monitoring Priorities and Indicators	Status	MSDE Analysis/Next Steps
<p>8B. Percent of all children exiting Part C who received timely transition planning to support the child's transition to preschool and other appropriate community services by their third birthday including:</p> <p>B. Notification to LEA, if child potentially eligible for Part B; and (20 U.S.C. 1416(a)(3)(B) and 1442)</p> <p>[Compliance Indicator]</p>	<p>The Calvert County Infants and Toddlers Program data for this indicator are 100%. This is the same result reported in FFY 2009. The State's target for this indicator is 100%.</p>	<p>The Calvert County Infants and Toddlers Program data met the State's target for this indicator.</p> <p>MSDE looks forward to the Calvert County Infants and Toddlers Program FFY 2011 data demonstrating continued compliance.</p>
<p>8C. Percent of all children exiting Part C who received timely transition planning to support the child's transition to preschool and other appropriate community services by their third birthday including:</p> <p>C. Transition conference, if child potentially eligible for Part B. (20 U.S.C. 1416(a)(3)(B) and 1442).</p> <p>[Compliance Indicator]</p>	<p>The Calvert County Infants and Toddlers Program data for this indicator are 100%. This is the same result reported for FFY 2009. The State's target for this indicator is 100%.</p>	<p>The Calvert County Infants and Toddlers Program data met the State's target for this indicator.</p> <p>MSDE looks forward to the Calvert County Infants and Toddlers Program FFY 2011 data demonstrating continued compliance.</p>
<p>9. General supervision system (including monitoring, complaints, hearings, etc.) identifies and corrects noncompliance as soon as possible but in no case later than one year from identification. (20 U.S.C. 1416(a)(3)(B) and 1442)</p> <p>[Compliance Indicator]</p>	<p>The Calvert County Infants and Toddlers Program had 3 (of 3) incidences of noncompliance in FFY 2009 that were corrected within 1 year of notification. The State's target for this indicator is 100%.</p>	<p>The Calvert County Infants and Toddlers Program data met the State's target for this indicator.</p> <p>MSDE looks forward to the Calvert County Infants and Toddlers Program FFY 2011 data demonstrating continued compliance.</p>

Monitoring Priorities and Indicators	Status	MSDE Analysis/Next Steps
<p>14. State reported data (618 and State Performance Plan and Annual Performance Report) are timely and accurate.</p> <p>(20 U.S.C. 1416(a)(3)(B) and 1442)</p> <p>[Compliance Indicator]</p>	<p>Calvert County Infants and Toddlers Program submitted Child Find 0-1 data, program reports, and fiscal reports in a timely and accurate manner. However, Child Find 0-3 data was considered untimely.</p>	<p>Calvert County Infants and Toddlers Program data did not meet the State's target for timely and accurate submission of required 618 data, Fiscal Reports, and Programmatic Reports for FFY 2010.</p> <p>MSDE expects the Calvert County Infants and Toddlers Program's submission of required FFY 2011 data to be timely and accurate.</p>





Bernard J. Sadusky, Ed.D.  
Interim State Superintendent of Schools

200 West Baltimore Street • Baltimore, MD 21201 • 410-767-0100 • 410-333-6442 TTY/TDD • MarylandPublicSchools.org

May 9, 2012

Dr. Khalid N. Mumin  
Superintendent  
Caroline County Public Schools  
204 Franklin Street  
Denton, MD 21629

Dear Dr. Mumin:

The Individuals with Disabilities Education Act 2004 (IDEA) focuses on each state's accountability on the State Performance Plan (SPP) indicators defined by the Office of Special Education Programs (OSEP). OSEP reviews each state's SPP and Annual Performance Report (APR) annually. Using the information obtained through review of the APR and other data sources, OSEP evaluates each state's performance on these indicators, and assigns each state to one of four levels of determination: Meets Requirements, Needs Assistance, Needs Intervention, or Needs Substantial Intervention. The determinations required under the federal statute are part of the on-going efforts to improve results for children and youth with disabilities. The Maryland State Department of Education (MSDE) anticipates receiving its current federal determination for Federal Fiscal Year (FFY) 2010 (2010-2011) Part C in early June 2012. In accordance with 34 CFR §300.606, if OSEP identifies MSDE as Needs Assistance, Needs Intervention, or Needs Substantial Intervention, MSDE is required to notify local school systems, public agencies, the media, and the public of the action.

Pursuant to 20 U.S.C. §1416(a)(1)(C)(i), MSDE is also required to make determinations annually on the performance of each Infants and Toddlers Program in the State using the categories in 34 C.F.R. §300.603(b)(1), use appropriate mechanisms, consistent with 34 C.F.R. §300.604, which must include, if applicable, the enforcement mechanisms identified in 34 C.F.R. §300.604(a)(1) (technical assistance), (a)(3) (conditions on funding of a local school system), (b)(2)(i) (a corrective action plan or improvement plan), (b)(2)(v) (withholding funds, in whole or in part by MSDE), and (c)(2) (withholding funds, in whole or part, by MSDE). In accordance with 20 U.S.C. §1416(e) and 34 C.F.R. §300.603(b)(1), MSDE must use one of the following four categories to assign a determination to each Infants and Toddlers Program: Meets Requirements, Needs Assistance, Needs Intervention, and Needs Substantial Intervention.

The MSDE, Division of Special Education/Early Intervention Services, uses a results-based rubric on specific indicators to rate each public agency's performance in meeting the State's targets for FFY 2010. Attached is a document entitled "Part C and Part B Public Agency Determination" that lists the Part C indicators included in making determinations. MSDE carefully considered all aspects of this process. Based on FFY2010 data, as well as information obtained through monitoring and complaint investigations (if any), the Caroline County Infants and Toddlers Program has been determined to be **Meets Requirements**.

**Maryland Public Schools: #1 in the Nation Four Years in a Row**

To be in the category of Meets Requirements, the Caroline County Infants and Toddlers Program must have met or exceeded the State's target on at least 2 performance indicators (2, 4a, 4b, 4c, 5, and 6) and Natural Environment data (Indicator 2) is not significantly below the State's target. In addition, the Caroline County Infants and Toddlers Program must have demonstrated at least substantial compliance (at least 95.0%) for at least five of the six compliance indicators (1, 7, 8a, 8b, 8c, and 14), and demonstrated full compliance (100%) in at least 2 compliance indicators.

Finally, all previously identified noncompliance, including fiscal noncompliance, must have been corrected within one year of notification (Indicator 9).

Attached to this letter are copies of the following documents:

- Part C Local Determination Table; and
- Part C Local Determination Framework for Technical Assistance and Intervention.

The "Part C Local Determination Table" provides an analysis of the Caroline County Infants and Toddlers Program data. The "Part C Local Determination Framework for Technical Assistance and Intervention" provides additional information relative to technical assistance and support available to your local Infants and Toddlers Program.

As you know, the State must report annually to the public on the performance of each local Infants and Toddlers Program on the targets in the SPP under IDEA. The public may access the MSDE IDEA performance report at <http://mdideareport.org>. The requirement for public reporting on local Infants and Toddlers Program performance is a critical provision in ensuring accountability focusing on improved results for infants and toddlers with disabilities and their families. MSDE will continue to provide technical assistance opportunities as you work to improve performance under Part C of the IDEA.

Congratulations on your hard work and commitment to excellence. If you have any feedback on our past technical assistance efforts or the need for guidance, we would be happy to hear from you as we work to develop further mechanisms to support local improvement activities. The MSDE is committed to supporting the efforts of the Caroline County Infants and Toddlers Program to improve results for infants and toddlers with disabilities and their families. If you have any questions, would like to discuss this further, or want to request technical assistance, please do not hesitate to call me at 410-767-0238.

Sincerely,



Marcella E. Franczkowski, M.S.  
Assistant State Superintendent  
Division of Special Education/  
Early Intervention Services

MF/TS:BMM  
Attachments

c: Bernard Sadusky  
Branch/Section Chiefs

Rosemary Thomas  
Robin Fox



**Caroline County Infants and Toddlers Program  
Part C Local Determination Table**

**Federal Fiscal Year (FFY) 2010 / State Fiscal Year (SFY) 2011  
July 1, 2010 through June 30, 2011**

Monitoring Priorities and Indicators	Status	MSDE Analysis/Next Steps
<p>1. Percent of infants and toddlers with IFSPs who receive the early intervention services on their IFSPs in a timely manner. (20 U.S.C. 1416(a)(3)(A) and 1442) [Compliance Indicator]</p>	<p>The Caroline County Infants and Toddlers Program data for this indicator are 100%. This is the same result reported for FFY 2009. The State's target for this indicator is 100%.  *FFY 2009: July 1, 2009-June 30, 2010</p>	<p>The Caroline County Infants and Toddlers Program data met the State's target for this indicator.  MSDE looks forward to the Caroline County Infants and Toddlers Program FFY 2011 data demonstrating continued compliance.</p>
<p>2. Percent of infants and toddlers with IFSPs who primarily receive early intervention services in the home or community-based settings. (20 U.S.C. 1416(a)(3)(A) and 1442) [Results Indicator]</p>	<p>The Caroline County Infants and Toddlers Program data for this indicator are 100%. This is the same result reported for FFY 2009. The State's target is 91.0%.</p>	<p>The Caroline County Infants and Toddlers Program data met the State's target for this indicator.  MSDE looks forward to the Caroline County Infants and Toddlers Program FFY 2011 data demonstrating continued success.</p>
<p>4A. Percent of families participating in Part C who report that early intervention services have helped the family: A. Know their rights; (20 U.S.C. 1416(a)(3)(A) and 1442) [Results Indicator]</p>	<p>The Caroline County Infants and Toddlers Program data for this indicator are 90.5%. This represents an increase from the FFY 2009 results of 89.5%. The State's target for this indicator is 78.0%.</p>	<p>The Caroline County Infants and Toddlers Program data met the State's target for this indicator.  MSDE looks forward to the Caroline County Infants and Toddlers Program FFY 2011 data demonstrating continued success.</p>

Monitoring Priorities and Indicators	Status	MSDE Analysis/Next Steps
<p>4B. Percent of families participating in Part C who report that early intervention services have helped the family:</p> <p>B. Effectively communicate their children's needs</p> <p>(20 U.S.C. 1416(a)(3)(A) and 1442)</p> <p>[Results Indicator]</p>	<p>The Caroline County Infants and Toddlers Program data for this indicator are 89.5%. This is the same result reported for FFY 2009. The State's target for this indicator is 76.0%.</p>	<p>The Caroline County Infants and Toddlers Program data met the State's target for this indicator.</p> <p>MSDE looks forward to the Caroline County Infants and Toddlers Program FFY 2011 data demonstrating continued success.</p>
<p>4C. Percent of families participating in Part C who report that early intervention services have helped the family:</p> <p>C. Help their children develop and learn.</p> <p>(20 U.S.C. 1416(a)(3)(A) and 1442)</p> <p>[Results Indicator]</p>	<p>The Caroline County Infants and Toddlers Program data for this indicator are 90.0%. This represents a decrease from the FFY 2009 results of 94.7%. The State's target for this indicator is 86.0%.</p>	<p>The Caroline County Infants and Toddlers Program data met the State's target for this indicator.</p> <p>MSDE looks forward to the Caroline County Infants and Toddlers Program FFY 2011 data demonstrating continued success.</p>
<p>5. Percent of infants and toddlers birth to 1 with IFSPs compared to national data.</p> <p>(20 U.S.C. 1416(a)(3)(B) and 1442)</p> <p>[Results Indicator]</p>	<p>The Caroline County Infants and Toddlers Program data for this indicator are 2.76%. This represents an increase from the FFY 2009 results of 2.15%. The State's target is 1.50%.</p>	<p>The Caroline County Infants and Toddlers Program data met the State's target for this indicator.</p> <p>MSDE looks forward to the Caroline County Infants and Toddlers Program FFY 2011 data demonstrating continued success.</p>




Monitoring Priorities and Indicators	Status	MSDE Analysis/Next Steps
<p>6. Percent of infants and toddlers birth to 3 with IFSPs compared to national data. (20 U.S.C. 1416(a)(3)(B) and 1442) [Results Indicator]</p>	<p>The Caroline County Infants and Toddlers Program data for this indicator are 3.73%. This represents an increase from the FFY 2009 results of 2.59%. The State's target for this indicator is 2.88%.</p>	<p>The Caroline County Infants and Toddlers Program data met the State's target for this indicator.  MSDE looks forward to the Caroline County Infants and Toddlers Program FFY 2011 data demonstrating continued success.</p>
<p>7. Percent of eligible infants and toddlers with IFSPs for whom an evaluation and assessment and an initial IFSP meeting were conducted within Part C's 45-day timeline. (20 U.S.C. 1416(a)(3)(B) and 1442) [Compliance Indicator]</p>	<p>The Caroline County Infants and Toddlers Program data for this indicator are 100%. This is the same result reported in FFY 2009. The State's target for this indicator is 100%.</p>	<p>The Caroline County Infants and Toddlers Program data met the State's target for this indicator.  MSDE looks forward to the Caroline County Infants and Toddlers Program FFY 2011 data demonstrating continued compliance.</p>
<p>8A. Percent of all children exiting Part C who received timely transition planning to support the child's transition to preschool and other appropriate community services by their third birthday including: A. IFSPs with transition steps and services; (20 U.S.C. 1416(a)(3)(B) and 1442) [Compliance Indicator]</p>	<p>The Caroline County Infants and Toddlers Program data for this indicator are 100%. This is the same result reported in FFY 2009. The State's target for this indicator is 100%.</p>	<p>The Caroline County Infants and Toddlers Program data met the State's target for this indicator.  MSDE looks forward to the Caroline County Infants and Toddlers Program FFY 2011 data demonstrating continued compliance.</p>

Monitoring Priorities and Indicators	Status	MSDE Analysis/Next Steps
<p>8B. Percent of all children exiting Part C who received timely transition planning to support the child's transition to preschool and other appropriate community services by their third birthday including:</p> <p>B. Notification to LEA, if child potentially eligible for Part B; and (20 U.S.C. 1416(a)(3)(B) and 1442)</p> <p>[Compliance Indicator]</p>	<p>The Caroline County Infants and Toddlers Program data for this indicator are 100%. This is the same result reported in FFY 2009. The State's target for this indicator is 100%.</p>	<p>The Caroline County Infants and Toddlers Program data met the State's target for this indicator.</p> <p>MSDE looks forward to the Caroline County Infants and Toddlers Program FFY 2011 data demonstrating continued compliance.</p>
<p>8C. Percent of all children exiting Part C who received timely transition planning to support the child's transition to preschool and other appropriate community services by their third birthday including:</p> <p>C. Transition conference, if child potentially eligible for Part B. (20 U.S.C. 1416(a)(3)(B) and 1442).</p> <p>[Compliance Indicator]</p>	<p>The Caroline County Infants and Toddlers Program data for this indicator are 100%. This is the same result reported in FFY 2009. The State's target for this indicator is 100%.</p>	<p>The Caroline County Infants and Toddlers Program data met the State's target for this indicator.</p> <p>MSDE looks forward to the Caroline County Infants and Toddlers Program FFY 2011 data demonstrating 100% compliance.</p>
<p>9. General supervision system (including monitoring, complaints, hearings, etc.) identifies and corrects noncompliance as soon as possible but in no case later than one year from identification. (20 U.S.C. 1416(a)(3)(B) and 1442)</p> <p>[Compliance Indicator]</p>	<p>The Caroline County Infants and Toddlers Program had no incidences of noncompliance in FFY 2009 required correction. The State's target for this indicator is 100%.</p>	<p>The Caroline County Infants and Toddlers Program data met the State's target for this indicator.</p> <p>MSDE looks forward to the Caroline County Infants and Toddlers Program FFY 2011 data demonstrating continued compliance.</p>



Monitoring Priorities and Indicators	Status	MSDE Analysis/Next Steps
<p>14. State reported data (618 and State Performance Plan and Annual Performance Report) are timely and accurate.</p> <p>(20 U.S.C. 1416(a)(3)(B) and 1442)</p> <p>[Compliance Indicator]</p>	<p>Caroline County Infants and Toddlers Program submitted the Child Find 0-1, programmatic reports, and fiscal reports in a timely and accurate manner. However, Child Find 0-3 data were considered untimely.</p>	<p>Caroline County Infants and Toddlers' data did not meet the State's target for timely and accurate submission of required 618 data, Fiscal Reports, and Programmatic Reports for FFY 2010.</p> <p>MSDE expects the Caroline County Infants and Toddlers Program's submission of required FFY 2011 data to be timely and accurate.</p>



Bernard J. Sadusky, Ed.D.  
Interim State Superintendent of Schools

200 West Baltimore Street • Baltimore, MD 21201 • 410-767-0100 • 410-333-6442 TTY/TDD • MarylandPublicSchools.org

May 9, 2012

Mr. Stephen H. Guthrie  
Superintendent  
Carroll County Public Schools  
125 North Court Street  
Westminster, MD 21157

Dear Mr. Guthrie:

The Individuals with Disabilities Education Act 2004 (IDEA) focuses on each state's accountability on the State Performance Plan (SPP) indicators defined by the Office of Special Education Programs (OSEP). OSEP reviews each state's SPP and Annual Performance Report (APR) annually. Using the information obtained through review of the APR and other data sources, OSEP evaluates each state's performance on these indicators, and assigns each state to one of four levels of determination: Meets Requirements, Needs Assistance, Needs Intervention, or Needs Substantial Intervention. The determinations required under the federal statute are part of the on-going efforts to improve results for children and youth with disabilities. The Maryland State Department of Education (MSDE) anticipates receiving its current federal determination for Federal Fiscal Year (FFY) 2010 (2010-2011) Part C in early June 2012. In accordance with 34 CFR §300.606, if OSEP identifies MSDE as Needs Assistance, Needs Intervention, or Needs Substantial Intervention, MSDE is required to notify local school systems, public agencies, the media, and the public of the action.

Pursuant to 20 U.S.C. §1416(a)(1)(C)(i), MSDE is also required to make determinations annually on the performance of each Infants and Toddlers Program in the State using the categories in 34 C.F.R. §300.603(b)(1), use appropriate mechanisms, consistent with 34 C.F.R. §300.604, which must include, if applicable, the enforcement mechanisms identified in 34 C.F.R. §300.604(a)(1) (technical assistance), (a)(3) (conditions on funding of a local school system), (b)(2)(i) (a corrective action plan or improvement plan), (b)(2)(v) (withholding funds, in whole or in part by MSDE), and (c)(2) (withholding funds, in whole or part, by MSDE). In accordance with 20 U.S.C. §1416(e) and 34 C.F.R. §300.603(b)(1), MSDE must use one of the following four categories to assign a determination to each Infants and Toddlers Program: Meets Requirements, Needs Assistance, Needs Intervention, and Needs Substantial Intervention.

The MSDE, Division of Special Education/Early Intervention Services, uses a results-based rubric on specific indicators to rate each public agency's performance in meeting the State's targets for FFY 2010. Attached is a document entitled "Part C and Part B Public Agency Determination" that lists the Part C indicators included in making determinations. MSDE carefully considered all aspects of this process. Based on FFY2010 data, as well as information obtained through monitoring and complaint investigations (if any), the Carroll County Infants and Toddlers Program has been determined to be **Meets Requirements**.



Mr. Stephen H. Guthrie

May 9, 2012

Page 2

To be in the category of Meets Requirements, the Carroll County Infants and Toddlers Program must have met or exceeded the State's target on at least 2 performance indicators (2, 4a, 4b, 4c, 5, and 6) and Natural Environment data (Indicator 2) is not significantly below the State's target. In addition, the Carroll County Infants and Toddlers Program must have demonstrated at least substantial compliance (at least 95.0%) for at least five of the six compliance indicators (1, 7, 8a, 8b, 8c, and 14), and demonstrated full compliance (100%) in at least 2 compliance indicators.

Finally, all previously identified noncompliance, including fiscal noncompliance, must have been corrected within one year of notification (Indicator 9).

Attached to this letter are copies of the following documents:

- Part C Local Determination Table; and
- Part C Local Determination Framework for Technical Assistance and Intervention.

The "Part C Local Determination Table" provides an analysis of the Carroll County Infants and Toddlers Program data. The "Part C Local Determination Framework for Technical Assistance and Intervention" provides additional information relative to technical assistance and support available to your local Infants and Toddlers Program.

As you know, the State must report annually to the public on the performance of each local Infants and Toddlers Program on the targets in the SPP under IDEA. The public may access the MSDE IDEA performance report at <http://mdideareport.org>. The requirement for public reporting on local Infants and Toddlers Program performance is a critical provision in ensuring accountability focusing on improved results for infants and toddlers with disabilities and their families. MSDE will continue to provide technical assistance opportunities as you work to improve performance under Part C of the IDEA.

Congratulations on your hard work and commitment to excellence. If you have any feedback on our past technical assistance efforts or the need for guidance, we would be happy to hear from you as we work to develop further mechanisms to support local improvement activities. The MSDE is committed to supporting the efforts of the Carroll County Infants and Toddlers Program to improve results for infants and toddlers with disabilities and their families. If you have any questions, would like to discuss this further, or want to request technical assistance, please do not hesitate to call me at 410-767-0238.

Sincerely,



Marcella E. Franczkowski, M.S.  
Assistant State Superintendent  
Division of Special Education/  
Early Intervention Services

MF/TS:BMM  
Attachments

c: Bernard Sadusky  
Branch/Section Chiefs

Russell Gray  
Inez Marvel

## Carroll County Infants and Toddlers Program

### Part C Local Determination Table

**Federal Fiscal Year (FFY) 2010 / State Fiscal Year (SFY) 2011**

**July 1, 2010 through June 30, 2011**

Monitoring Priorities and Indicators	Status	MSDE Analysis/Next Steps
<p>1. Percent of infants and toddlers with IFSPs who receive the early intervention services on their IFSPs in a timely manner. (20 U.S.C. 1416(a)(3)(A) and 1442) [Compliance Indicator]</p>	<p>The Carroll County Infants and Toddlers Program data for this indicator are 99.4%. This represents a decrease from the FFY 2009 results of 100%. The State's target for this indicator is 100%.  *FFY 2009: July 1, 2009-June 30, 2010</p>	<p>The Carroll County Infants and Toddlers Program data represent substantial compliance for this indicator.  MSDE looks forward to the Carroll County Infants and Toddlers Program FFY 2011 data demonstrating 100% compliance and expects the program to fully implement improvement activities to ensure correction of noncompliance as soon as possible but in no case later than one year.</p>
<p>2. Percent of infants and toddlers with IFSPs who primarily receive early intervention services in the home or community-based settings. (20 U.S.C. 1416(a)(3)(A) and 1442) [Results Indicator]</p>	<p>The Carroll County Infants and Toddlers Program data for this indicator are 97.8%. This represents an increase from the FFY 2009 results of 95.3%. The State's target is 91.0%.</p>	<p>The Carroll County Infants and Toddlers Program data met the State's target for this indicator.  MSDE looks forward to the Carroll County Infants and Toddlers Program FFY 2011 data demonstrating continued success.</p>
<p>4A. Percent of families participating in Part C who report that early intervention services have helped the family: A. Know their rights; (20 U.S.C. 1416(a)(3)(A) and 1442) [Results Indicator]</p>	<p>The Carroll County Infants and Toddlers Program data for this indicator are 91.4%. This represents an increase from the FFY 2009 results of 80.4%. The State's target for this indicator is 78.0%.</p>	<p>The Carroll County Infants and Toddlers Program data met the State's target for this indicator.  MSDE looks forward to the Carroll County Infants and Toddlers Program FFY 2011 data demonstrating continued success.</p>



Monitoring Priorities and Indicators	Status	MSDE Analysis/Next Steps
<p>4B. Percent of families participating in Part C who report that early intervention services have helped the family:</p> <p>B. Effectively communicate their children's needs</p> <p>(20 U.S.C. 1416(a)(3)(A) and 1442)</p> <p>[Results Indicator]</p>	<p>The Carroll County Infants and Toddlers Program data for this indicator are 93.9%. This represents an increase from the FFY 2009 results of 74.5%. The State's target for this indicator is 76.0%.</p>	<p>The Carroll County Infants and Toddlers Program data met the State's target for this indicator.</p> <p>MSDE looks forward to the Carroll County Infants and Toddlers Program FFY 2011 data demonstrating continued success.</p>
<p>4C. Percent of families participating in Part C who report that early intervention services have helped the family:</p> <p>C. Help their children develop and learn.</p> <p>(20 U.S.C. 1416(a)(3)(A) and 1442)</p> <p>[Results Indicator]</p>	<p>The Carroll County Infants and Toddlers Program data for this indicator are 93.5%. This represents an increase from the FFY 2009 results of 88.2%. The State's target for this indicator is 86.0%.</p>	<p>The Carroll County Infants and Toddlers Program data met the State's target for this indicator.</p> <p>MSDE looks forward to the Carroll County Infants and Toddlers Program FFY 2011 data demonstrating continued success.</p>
<p>5. Percent of infants and toddlers birth to 1 with IFSPs compared to national data.</p> <p>(20 U.S.C. 1416(a)(3)(B) and 1442)</p> <p>[Results Indicator]</p>	<p>The Carroll County Infants and Toddlers Program data for this indicator are 1.90%. This represents an increase from the FFY 2009 results of 1.55%. The State's target is 1.50%.</p>	<p>The Carroll County Infants and Toddlers Program data met the State's target for this indicator.</p> <p>MSDE looks forward to the Carroll County Infants and Toddlers Program FFY 2011 data demonstrating continued success.</p>


Monitoring Priorities and Indicators	Status	MSDE Analysis/Next Steps
<p>6. Percent of infants and toddlers birth to 3 with IFSPs compared to national data. (20 U.S.C. 1416(a)(3)(B) and 1442) [Results Indicator]</p>	<p>The Carroll County Infants and Toddlers Program data for this indicator are 2.72%. This represents a decrease from the FFY 2009 results of 2.98%. The State's target for this indicator is 2.88%.</p>	<p>The Carroll County Infants and Toddlers Program data did not meet the State's target for this indicator.  MSDE expects the Carroll County Infants and Toddlers Program to fully implement improvement activities to ensure results that meet the State's target.</p>
<p>7. Percent of eligible infants and toddlers with IFSPs for whom an evaluation and assessment and an initial IFSP meeting were conducted within Part C's 45-day timeline. (20 U.S.C. 1416(a)(3)(B) and 1442) [Compliance Indicator]</p>	<p>The Carroll County Infants and Toddlers Program data for this indicator are 100%. This is the same result reported for FFY 2009. The State's target for this indicator is 100%.</p>	<p>The Carroll County Infants and Toddlers Program data met the State's target for this indicator.  MSDE looks forward to the Carroll County Infants and Toddlers Program FFY 2011 data demonstrating continued compliance.</p>
<p>8A. Percent of all children exiting Part C who received timely transition planning to support the child's transition to preschool and other appropriate community services by their third birthday including: A. IFSPs with transition steps and services; (20 U.S.C. 1416(a)(3)(B) and 1442) [Compliance Indicator]</p>	<p>The Carroll County Infants and Toddlers Program data for this indicator are 100%. This is the same result reported for FFY 2009. The State's target for this indicator is 100%.</p>	<p>The Carroll County Infants and Toddlers Program data met the State's target for this indicator.  MSDE looks forward to the Carroll County Infants and Toddlers Program FFY 2011 data demonstrating continued compliance.</p>



Monitoring Priorities and Indicators	Status	MSDE Analysis/Next Steps
<p>8B. Percent of all children exiting Part C who received timely transition planning to support the child's transition to preschool and other appropriate community services by their third birthday including:</p> <p>B. Notification to LEA, if child potentially eligible for Part B; and (20 U.S.C. 1416(a)(3)(B) and 1442)</p> <p>[Compliance Indicator]</p>	<p>The Carroll County Infants and Toddlers Program data for this indicator are 100%. This is the same result reported in FFY 2009. The State's target for this indicator is 100%.</p>	<p>The Carroll County Infants and Toddlers Program data met the State's target for this indicator.</p> <p>MSDE looks forward to the Carroll County Infants and Toddlers Program FFY 2011 data demonstrating continued compliance.</p>
<p>8C. Percent of all children exiting Part C who received timely transition planning to support the child's transition to preschool and other appropriate community services by their third birthday including:</p> <p>C. Transition conference, if child potentially eligible for Part B. (20 U.S.C. 1416(a)(3)(B) and 1442).</p> <p>[Compliance Indicator]</p>	<p>The Carroll County Infants and Toddlers Program data for this indicator are 100%. This is the same result reported for FFY 2009. The State's target for this indicator is 100%.</p>	<p>The Carroll County Infants and Toddlers Program data met the State's target for this indicator.</p> <p>MSDE looks forward to the Carroll County Infants and Toddlers Program FFY 2011 data demonstrating continued compliance.</p>
<p>9. General supervision system (including monitoring, complaints, hearings, etc.) identifies and corrects noncompliance as soon as possible but in no case later than one year from identification. (20 U.S.C. 1416(a)(3)(B) and 1442)</p> <p>[Compliance Indicator]</p>	<p>The Carroll County Infants and Toddlers Program had 1 (of 1) incidence of noncompliance in FFY 2009 that was corrected within 1 year of notification. The State's target for this indicator is 100%.</p>	<p>The Carroll County Infants and Toddlers Program data met the State's target for this indicator.</p> <p>MSDE looks forward to the Carroll County Infants and Toddlers Program FFY 2011 data demonstrating continued compliance.</p>

Monitoring Priorities and Indicators	Status	MSDE Analysis/Next Steps
<p>14. State reported data (618 and State Performance Plan and Annual Performance Report) are timely and accurate.</p> <p>(20 U.S.C. 1416(a)(3)(B) and 1442)</p> <p>[Compliance Indicator]</p>	<p>Carroll County Infants and Toddlers Program submitted 618 data, fiscal reports, and program reports in a timely and accurate manner.</p>	<p>Carroll County Infants and Toddlers Program data met the State's target for the timely and accurate submission of required 618 data, fiscal reports, and program reports for FFY 2010.</p> <p>MSDE expects the Carroll County Infants and Toddlers Program's submission of required FFY 2011 data to be timely and accurate.</p>





Bernard J. Sadusky, Ed.D.  
Interim State Superintendent of Schools

200 West Baltimore Street • Baltimore, MD 21201 • 410-767-0100 • 410-333-6442 TTY/TDD • MarylandPublicSchools.org

May 9, 2012

Dr. D'Ette W. Devine  
Superintendent  
Cecil County Public Schools  
201 Booth Street  
Elkton, MD 21921

Dear Dr. Devine:

The Individuals with Disabilities Education Act 2004 (IDEA) focuses on each state's accountability on the State Performance Plan (SPP) indicators defined by the Office of Special Education Programs (OSEP). OSEP reviews each state's SPP and Annual Performance Report (APR) annually. Using the information obtained through review of the APR and other data sources, OSEP evaluates each state's performance on these indicators, and assigns each state to one of four levels of determination: Meets Requirements, Needs Assistance, Needs Intervention, or Needs Substantial Intervention. The determinations required under the federal statute are part of the on-going efforts to improve results for children and youth with disabilities. The Maryland State Department of Education (MSDE) anticipates receiving its current federal determination for Federal Fiscal Year (FFY) 2010 (2010-2011) Part C in early June 2012. In accordance with 34 CFR §300.606, if OSEP identifies MSDE as Needs Assistance, Needs Intervention, or Needs Substantial Intervention, MSDE is required to notify local school systems, public agencies, the media, and the public of the action.

Pursuant to 20 U.S.C. §1416(a)(1)(C)(i), MSDE is also required to make determinations annually on the performance of each Infants and Toddlers Program in the State using the categories in 34 C.F.R. §300.603(b)(1), use appropriate mechanisms, consistent with 34 C.F.R. §300.604, which must include, if applicable, the enforcement mechanisms identified in 34 C.F.R. §300.604(a)(1) (technical assistance), (a)(3) (conditions on funding of a local school system), (b)(2)(i) (a corrective action plan or improvement plan), (b)(2)(v) (withholding funds, in whole or in part by MSDE), and (c)(2) (withholding funds, in whole or part, by MSDE). In accordance with 20 U.S.C. §1416(e) and 34 C.F.R. §300.603(b)(1), MSDE must use one of the following four categories to assign a determination to each Infants and Toddlers Program: Meets Requirements, Needs Assistance, Needs Intervention, and Needs Substantial Intervention.

The MSDE, Division of Special Education/Early Intervention Services, uses a results-based rubric on specific indicators to rate each public agency's performance in meeting the State's targets for FFY 2010. Attached is a document entitled "Part C and Part B Public Agency Determination" that lists the Part C indicators included in making determinations. MSDE carefully considered all aspects of this process. Based on FFY2010 data, as well as information obtained through monitoring and complaint investigations (if any), the Cecil County Infants and Toddlers Program has been determined to be **Meets Requirements**.

**Maryland Public Schools: #1 in the Nation Four Years in a Row**

Dr. D'Ette W. Devine

May 9, 2012

Page 2

To be in the category of Meets Requirements, the Cecil County Infants and Toddlers Program must have met or exceeded the State's target on at least 2 performance indicators (2, 4a, 4b, 4c, 5, and 6) and Natural Environment data (Indicator 2) is not significantly below the State's target. In addition, the Cecil County Infants and Toddlers Program must have demonstrated at least substantial compliance (at least 95.0%) for at least five of the six compliance indicators (1, 7, 8a, 8b, 8c, and 14), and demonstrated full compliance (100%) in at least 2 compliance indicators.

Finally, all previously identified noncompliance, including fiscal noncompliance, must have been corrected within one year of notification (Indicator 9).

Attached to this letter are copies of the following documents:


- Part C Local Determination Table; and
- Part C Local Determination Framework for Technical Assistance and Intervention.

The "Part C Local Determination Table" provides an analysis of the Cecil County Infants and Toddlers Program data. The "Part C Local Determination Framework for Technical Assistance and Intervention" provides additional information relative to technical assistance and support available to your local Infants and Toddlers Program.

As you know, the State must report annually to the public on the performance of each local Infants and Toddlers Program on the targets in the SPP under IDEA. The public may access the MSDE IDEA performance report at <http://mdideareport.org>. The requirement for public reporting on local Infants and Toddlers Program performance is a critical provision in ensuring accountability focusing on improved results for infants and toddlers with disabilities and their families. MSDE will continue to provide technical assistance opportunities as you work to improve performance under Part C of the IDEA.

Congratulations on your hard work and commitment to excellence. If you have any feedback on our past technical assistance efforts or the need for guidance, we would be happy to hear from you as we work to develop further mechanisms to support local improvement activities. The MSDE is committed to supporting the efforts of the Cecil County Infants and Toddlers Program to improve results for infants and toddlers with disabilities and their families. If you have any questions, would like to discuss this further, or want to request technical assistance, please do not hesitate to call me at 410-767-0238.

Sincerely,



Marcella E. Franczkowski, M.S.  
Assistant State Superintendent  
Division of Special Education/  
Early Intervention Services

MF/TS:BMM  
Attachments

c: Bernard Sadusky  
Branch/Section Chiefs

Sarah Farr  
Richard Wilkinson



## Cecil County Infants and Toddlers Program

### Part C Local Determination Table

**Federal Fiscal Year (FFY) 2010 / State Fiscal Year (SFY) 2011**

**July 1, 2010 through June 30, 2011**

Monitoring Priorities and Indicators	Status	MSDE Analysis/Next Steps
<p>1. Percent of infants and toddlers with IFSPs who receive the early intervention services on their IFSPs in a timely manner. (20 U.S.C. 1416(a)(3)(A) and 1442) [Compliance Indicator]</p>	<p>The Cecil County Infants and Toddlers Program data for this indicator are 100%. This is the same result reported for FFY 2009. The State's target for this indicator is 100%.</p> <p>*FFY 2009: July 1, 2009-June 30, 2010</p>	<p>The Cecil County Infants and Toddlers Program data met the State's target for this indicator.</p> <p>MSDE looks forward to the Cecil County Infants and Toddlers Program FFY 2011 data demonstrating continued compliance.</p>
<p>2. Percent of infants and toddlers with IFSPs who primarily receive early intervention services in the home or community-based settings. (20 U.S.C. 1416(a)(3)(A) and 1442) [Results Indicator]</p>	<p>The Cecil County Infants and Toddlers Program data for this indicator are 100%. This is the same result reported for FFY 2009. The State's target is 91.0%.</p>	<p>The Cecil County Infants and Toddlers Program data met the State's target for this indicator.</p> <p>MSDE looks forward to the Cecil County Infants and Toddlers Program FFY 2011 data demonstrating continued success.</p>
<p>4A. Percent of families participating in Part C who report that early intervention services have helped the family: A. Know their rights; (20 U.S.C. 1416(a)(3)(A) and 1442) [Results Indicator]</p>	<p>The Cecil County Infants and Toddlers Program data for this indicator are 100%. This represents an increase from the FFY 2009 results of 86.0%. The State's target for this indicator is 78.0%.</p>	<p>The Cecil County Infants and Toddlers Program data met the State's target for this indicator.</p> <p>MSDE looks forward to the Cecil County Infants and Toddlers Program FFY 2011 data demonstrating continued success.</p>

Monitoring Priorities and Indicators	Status	MSDE Analysis/Next Steps
<p>4B. Percent of families participating in Part C who report that early intervention services have helped the family:</p> <p>B. Effectively communicate their children's needs</p> <p>(20 U.S.C. 1416(a)(3)(A) and 1442)</p> <p>[Results Indicator]</p>	<p>The Cecil County Infants and Toddlers Program data for this indicator are 96.7%. This represents an increase from the FFY 2009 results of 81.4%. The State's target for this indicator is 76.0%.</p>	<p>The Cecil County Infants and Toddlers Program data met the State's target for this indicator.</p> <p>MSDE looks forward to the Cecil County Infants and Toddlers Program FFY 2011 data demonstrating continued success.</p>
<p>4C. Percent of families participating in Part C who report that early intervention services have helped the family:</p> <p>C. Help their children develop and learn.</p> <p>(20 U.S.C. 1416(a)(3)(A) and 1442)</p> <p>[Results Indicator]</p>	<p>The Cecil County Infants and Toddlers Program data for this indicator are 96.8%. This represents an increase from the FFY 2009 results of 90.7%. The State's target for this indicator is 86.0%.</p>	<p>The Cecil County Infants and Toddlers Program data met the State's target for this indicator.</p> <p>MSDE looks forward to the Cecil County Infants and Toddlers Program FFY 2011 data demonstrating continued success.</p>
<p>5. Percent of infants and toddlers birth to 1 with IFSPs compared to national data.</p> <p>(20 U.S.C. 1416(a)(3)(B) and 1442)</p> <p>[Results Indicator]</p>	<p>The Cecil County Infants and Toddlers Program data for this indicator are 0.89%. This represents a decrease from the FFY 2009 results of 1.38%. The State's target is 1.50%.</p>	<p>The Cecil County Infants and Toddlers Program data did not meet the State's target for this indicator.</p> <p>MSDE expects the Cecil County Infants and Toddlers Program to fully implement improvement activities to ensure results that meet the State's target.</p>




Monitoring Priorities and Indicators	Status	MSDE Analysis/Next Steps
<p>6. Percent of infants and toddlers birth to 3 with IFSPs compared to national data. (20 U.S.C. 1416(a)(3)(B) and 1442) [Results Indicator]</p>	<p>The Cecil County Infants and Toddlers Program data for this indicator are 3.42%. This is an increase from the FFY 2009 results of 2.93%. The State's target for this indicator is 2.88%.</p>	<p>The Cecil County Infants and Toddlers Program data met the State's target for this indicator.  MSDE looks forward to the Cecil County Infants and Toddlers Program FFY 2011 data demonstrating continued success.</p>
<p>7. Percent of eligible infants and toddlers with IFSPs for whom an evaluation and assessment and an initial IFSP meeting were conducted within Part C's 45-day timeline. (20 U.S.C. 1416(a)(3)(B) and 1442) [Compliance Indicator]</p>	<p>The Cecil County Infants and Toddlers Program data for this indicator are 100%. This represents an increase from the FFY 2009 results of 98.4%. The State's target for this indicator is 100%.</p>	<p>The Cecil County Infants and Toddlers Program data met the State's target for this indicator.  MSDE looks forward to the Cecil County Infants and Toddlers Program FFY 2011 data demonstrating continued compliance.</p>
<p>8A. Percent of all children exiting Part C who received timely transition planning to support the child's transition to preschool and other appropriate community services by their third birthday including: A. IFSPs with transition steps and services; (20 U.S.C. 1416(a)(3)(B) and 1442) [Compliance Indicator]</p>	<p>The Cecil County Infants and Toddlers Program data for this indicator are 100%. This is the same result reported for FFY 2009. The State's target for this indicator is 100%.</p>	<p>The Cecil County Infants and Toddlers Program data met the State's target for this indicator.  MSDE looks forward to the Cecil County Infants and Toddlers Program FFY 2011 data demonstrating continued compliance.</p>

Monitoring Priorities and Indicators	Status	MSDE Analysis/Next Steps
<p>8B. Percent of all children exiting Part C who received timely transition planning to support the child's transition to preschool and other appropriate community services by their third birthday including:</p> <p>B. Notification to LEA, if child potentially eligible for Part B; and (20 U.S.C. 1416(a)(3)(B) and 1442)</p> <p>[Compliance Indicator]</p>	<p>The Cecil County Infants and Toddlers Program data for this indicator are 100%. This is the same result reported for FFY 2009. The State's target for this indicator is 100%.</p>	<p>The Cecil County Infants and Toddlers Program data met the State's target for this indicator.</p> <p>MSDE looks forward to the Cecil County Infants and Toddlers Program FFY 2011 data demonstrating continued compliance.</p>
<p>8C. Percent of all children exiting Part C who received timely transition planning to support the child's transition to preschool and other appropriate community services by their third birthday including:</p> <p>C. Transition conference, if child potentially eligible for Part B. (20 U.S.C. 1416(a)(3)(B) and 1442).</p> <p>[Compliance Indicator]</p>	<p>The Cecil County Infants and Toddlers Program data for this indicator are 98.2%. This represents a decrease from the FFY 2009 results of 100%. The State's target for this indicator is 100%.</p>	<p>The Cecil County Infants and Toddlers Program data represent substantial compliance for this indicator.</p> <p>MSDE looks forward to the Cecil County Infants and Toddlers Program FFY 2011 data demonstrating 100% compliance and expects the program to fully implement improvement activities to ensure correction of noncompliance as soon as possible but in no case later than one year.</p>
<p>9. General supervision system (including monitoring, complaints, hearings, etc.) identifies and corrects noncompliance as soon as possible but in no case later than one year from identification. (20 U.S.C. 1416(a)(3)(B) and 1442)</p> <p>[Compliance Indicator]</p>	<p>The Cecil County Infants and Toddlers Program had 2 (of 2) incidences of noncompliance in FFY 2009 that were corrected within 1 year of notification. The State's target for this indicator is 100%.</p>	<p>The Cecil County Infants and Toddlers Program data met the State's target for this indicator.</p> <p>MSDE looks forward to the Cecil County Infants and Toddlers Program FFY 2011 data demonstrating continued compliance.</p>



Monitoring Priorities and Indicators	Status	MSDE Analysis/Next Steps
<p>14. State reported data (618 and State Performance Plan and Annual Performance Report) are timely and accurate.</p> <p>(20 U.S.C. 1416(a)(3)(B) and 1442)</p> <p>[Compliance Indicator]</p>	<p>Cecil County Infants and Toddlers Program submitted 618 data, programmatic reports, and fiscal reports in a timely and accurate manner.</p>	<p>Cecil County Infants and Toddlers Program data met the State's target for the timely and accurate submission of required 618 data and program reports for FFY 2010.</p> <p>MSDE expects the Cecil County Infants and Toddlers Program's submission of required FFY 2011 data to be timely and accurate.</p>



Bernard J. Sadusky, Ed.D.  
Interim State Superintendent of Schools

200 West Baltimore Street • Baltimore, MD 21201 • 410-767-0100 • 410-333-6442 TTY/TDD • MarylandPublicSchools.org

May 9, 2012

Chinnadurai Devadason, M.D., D.P.H.  
Health Officer  
P. O. Box 1050  
4545 Crain Highway,  
White Plains, MD 20695 – 1050

Dear Dr. Devadason:

The Individuals with Disabilities Education Act 2004 (IDEA) focuses on each state's accountability on the State Performance Plan (SPP) indicators defined by the Office of Special Education Programs (OSEP). OSEP reviews each state's SPP and Annual Performance Report (APR) annually. Using the information obtained through review of the APR and other data sources, OSEP evaluates each state's performance on these indicators, and assigns each state to one of four levels of determination: Meets Requirements, Needs Assistance, Needs Intervention, or Needs Substantial Intervention. The determinations required under the federal statute are part of the on-going efforts to improve results for children and youth with disabilities. The Maryland State Department of Education (MSDE) anticipates receiving its current federal determination for Federal Fiscal Year (FFY) 2010 (2010-2011) Part C in early June 2012. In accordance with 34 CFR §300.606, if OSEP identifies MSDE as Needs Assistance, Needs Intervention, or Needs Substantial Intervention, MSDE is required to notify local school systems, public agencies, the media, and the public of the action.

Pursuant to 20 U.S.C. §1416(a)(1)(C)(i), MSDE is also required to make determinations annually on the performance of each Infants and Toddlers Program in the State using the categories in 34 C.F.R. §300.603(b)(1), use appropriate mechanisms, consistent with 34 C.F.R. §300.604, which must include, if applicable, the enforcement mechanisms identified in 34 C.F.R. §300.604(a)(1) (technical assistance), (a)(3) (conditions on funding of a local school system), (b)(2)(i) (a corrective action plan or improvement plan), (b)(2)(v) (withholding funds, in whole or in part by MSDE), and (c)(2) (withholding funds, in whole or part, by MSDE). In accordance with 20 U.S.C. §1416(e) and 34 C.F.R. §300.603(b)(1), MSDE must use one of the following four categories to assign a determination to each Infants and Toddlers Program: Meets Requirements, Needs Assistance, Needs Intervention, and Needs Substantial Intervention.

The MSDE, Division of Special Education/Early Intervention Services, uses a results-based rubric on specific indicators to rate each public agency's performance in meeting the State's targets for FFY 2010. Attached is a document entitled "Part C and Part B Public Agency Determination" that lists the Part C indicators included in making determinations. MSDE carefully considered all aspects of this process. Based on FFY2010 data, as well as information obtained through monitoring and complaint investigations (if any), the Charles County Infants and Toddlers Program has been determined to be **Meets Requirements**.



Dr. Chinnadurai Devadason

May 9, 2012

Page 2

To be in the category of Meets Requirements, the Charles County Infants and Toddlers Program must have met or exceeded the State's target on at least 2 performance indicators (2, 4a, 4b, 4c, 5, and 6) and Natural Environment data (Indicator 2) is not significantly below the State's target. In addition, the Charles County Infants and Toddlers Program must have demonstrated at least substantial compliance (at least 95.0%) for at least five of the six compliance indicators (1, 7, 8a, 8b, 8c, and 14), and demonstrated full compliance (100%) in at least 2 compliance indicators.

Finally, all previously identified noncompliance, including fiscal noncompliance, must have been corrected within one year of notification (Indicator 9).

Attached to this letter are copies of the following documents:

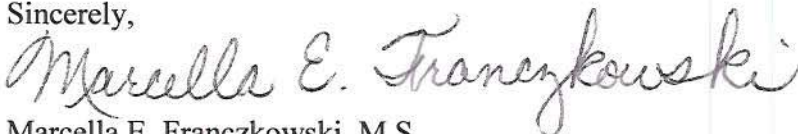
- Part C Local Determination Table; and
- Part C Local Determination Framework for Technical Assistance and Intervention.

The "Part C Local Determination Table" provides an analysis of the Charles County Infants and Toddlers Program data. The "Part C Local Determination Framework for Technical Assistance and Intervention" provides additional information relative to technical assistance and support available to your local Infants and Toddlers Program.

As you know, the State must report annually to the public on the performance of each local Infants and Toddlers Program on the targets in the SPP under IDEA. The public may access the MSDE IDEA performance report at <http://mdideareport.org>. The requirement for public reporting on local Infants and Toddlers Program performance is a critical provision in ensuring accountability focusing on improved results for infants and toddlers with disabilities and their families. MSDE will continue to provide technical assistance opportunities as you work to improve performance under Part C of the IDEA.

Congratulations on your hard work and commitment to excellence. If you have any feedback on our past technical assistance efforts or the need for guidance, we would be happy to hear from you as we work to develop further mechanisms to support local improvement activities. The MSDE is committed to supporting the efforts of the Charles County Infants and Toddlers Program to improve results for infants and toddlers with disabilities and their families. If you have any questions, would like to discuss this further, or want to request technical assistance, please do not hesitate to call me at 410-767-0238.

Sincerely,



Marcella E. Franczkowski, M.S.  
Assistant State Superintendent  
Division of Special Education/  
Early Intervention Services

MF/TS:BMM  
Attachments

c: Bernard Sadusky  
Branch/Section Chiefs

Arden Sotomayor  
Linda Blake

**Charles County Infants and Toddlers Program  
Part C Local Determination Table**

**Federal Fiscal Year (FFY) 2010 / State Fiscal Year (SFY) 2011  
July 1, 2010 through June 30, 2011**

<b>Monitoring Priorities and Indicators</b>	<b>Status</b>	<b>MSDE Analysis/Next Steps</b>
<p>1. Percent of infants and toddlers with IFSPs who receive the early intervention services on their IFSPs in a timely manner. (20 U.S.C. 1416(a)(3)(A) and 1442) [Compliance Indicator]</p>	<p>The Charles County Infants and Toddlers Program data for this indicator are 99.0%. This represents a slight decrease from the FFY 2009* results of 99.1%. The State's target for this indicator is 100%.</p>	<p>The Charles County Infants and Toddlers Program data represent substantial compliance for this indicator.</p> <p>MSDE looks forward to the Charles County Infants and Toddlers Program FFY 2011 data demonstrating 100% compliance and expects the program to fully implement improvement activities to ensure correction of noncompliance as soon as possible but in no case later than one year.</p>
<p>2. Percent of infants and toddlers with IFSPs who primarily receive early intervention services in the home or community-based settings. (20 U.S.C. 1416(a)(3)(A) and 1442) [Results Indicator]</p>	<p>The Charles County Infants and Toddlers Program data for this indicator are 98.8%. This represents a decrease from the FFY 2009 results of 99.4%. The State's target is 91.0%.</p>	<p>The Charles County Infants and Toddlers Program data met the State's target for this indicator.</p> <p>MSDE looks forward to the Charles County Infants and Toddlers Program FFY 2011 data demonstrating continued success.</p>
<p>4A. Percent of families participating in Part C who report that early intervention services have helped the family: A. Know their rights; (20 U.S.C. 1416(a)(3)(A) and 1442) [Results Indicator]</p>	<p>The Charles County Infants and Toddlers Program data for this indicator are 96.7%. This represents an increase from the FFY 2009 results of 82.1%. The State's target for this indicator is 78.0%.</p>	<p>The Charles County Infants and Toddlers Program data met the State's target for this indicator.</p> <p>MSDE looks forward to the Charles County Infants and Toddlers Program FFY 2011 data demonstrating continued success.</p>



Monitoring Priorities and Indicators	Status	MSDE Analysis/Next Steps
<p>4B. Percent of families participating in Part C who report that early intervention services have helped the family:</p> <p>B. Effectively communicate their children's needs</p> <p>(20 U.S.C. 1416(a)(3)(A) and 1442)</p> <p>[Results Indicator]</p>	<p>The Charles County Infants and Toddlers Program data for this indicator are 97.7%. This represents an increase from the FFY 2009 results of 71.8%. The State's target for this indicator is 76.0%.</p>	<p>The Charles County Infants and Toddlers Program data met the State's target for this indicator.</p> <p>MSDE looks forward to the Charles County Infants and Toddlers Program FFY 2011 data demonstrating continued success.</p>
<p>4C. Percent of families participating in Part C who report that early intervention services have helped the family:</p> <p>C. Help their children develop and learn.</p> <p>(20 U.S.C. 1416(a)(3)(A) and 1442)</p> <p>[Results Indicator]</p>	<p>The Charles County Infants and Toddlers Program data for this indicator are 95.3%. This represents an increase from the FFY 2009 results of 88.5%. The State's target for this indicator is 86.0%.</p>	<p>The Charles County Infants and Toddlers Program data met the State's target for this indicator.</p> <p>MSDE looks forward to the Charles County Infants and Toddlers Program FFY 2011 data demonstrating continued success.</p>
<p>5. Percent of infants and toddlers birth to 1 with IFSPs compared to national data.</p> <p>(20 U.S.C. 1416(a)(3)(B) and 1442)</p> <p>[Results Indicator]</p>	<p>The Charles County Infants and Toddlers Program data for this indicator are 1.83%. This represents an increase from the FFY 2009 results of 1.63%. The State's target is 1.50%.</p>	<p>The Charles County Infants and Toddlers Program data met the State's target for this indicator.</p> <p>MSDE looks forward to the Charles County Infants and Toddlers Program FFY 2011 data demonstrating continued success.</p>


Monitoring Priorities and Indicators	Status	MSDE Analysis/Next Steps
<p>6. Percent of infants and toddlers birth to 3 with IFSPs compared to national data. (20 U.S.C. 1416(a)(3)(B) and 1442) [Results Indicator]</p>	<p>The Charles County Infants and Toddlers Program data for this indicator are 3.02%. This is an increase from the FFY 2009 results of 2.83%. The State's target for this indicator is 2.88%.</p>	<p>The Charles County Infants and Toddlers Program data met the State's target for this indicator.  MSDE looks forward to the Charles County Infants and Toddlers Program FFY 2011 data demonstrating continued success.</p>
<p>7. Percent of eligible infants and toddlers with IFSPs for whom an evaluation and assessment and an initial IFSP meeting were conducted within Part C's 45-day timeline. (20 U.S.C. 1416(a)(3)(B) and 1442) [Compliance Indicator]</p>	<p>The Charles County Infants and Toddlers Program data for this indicator are 100%. This is the same result reported for FFY 2009. The State's target for this indicator is 100%.</p>	<p>The Charles County Infants and Toddlers Program data met the State's target for this indicator.  MSDE looks forward to the Charles County Infants and Toddlers Program FFY 2011 data demonstrating continued compliance.</p>
<p>8A. Percent of all children exiting Part C who received timely transition planning to support the child's transition to preschool and other appropriate community services by their third birthday including: A. IFSPs with transition steps and services; (20 U.S.C. 1416(a)(3)(B) and 1442) [Compliance Indicator]</p>	<p>The Charles County Infants and Toddlers Program data for this indicator are 100%. This is the same result reported for FFY 2009. The State's target for this indicator is 100%.</p>	<p>The Charles County Infants and Toddlers Program data met the State's target for this indicator.  MSDE looks forward to the Charles County Infants and Toddlers Program FFY 2011 data demonstrating continued compliance.</p>



Monitoring Priorities and Indicators	Status	MSDE Analysis/Next Steps
<p>8B. Percent of all children exiting Part C who received timely transition planning to support the child's transition to preschool and other appropriate community services by their third birthday including:</p> <p>B. Notification to LEA, if child potentially eligible for Part B; and (20 U.S.C. 1416(a)(3)(B) and 1442)</p> <p>[Compliance Indicator]</p>	<p>The Charles County Infants and Toddlers Program data for this indicator are 100%. This is the same result reported for FFY 2009. The State's target for this indicator is 100%.</p>	<p>The Charles County Infants and Toddlers Program data met the State's target for this indicator.</p> <p>MSDE looks forward to the Charles County Infants and Toddlers Program FFY 2011 data demonstrating continued compliance.</p>
<p>8C. Percent of all children exiting Part C who received timely transition planning to support the child's transition to preschool and other appropriate community services by their third birthday including:</p> <p>C. Transition conference, if child potentially eligible for Part B. (20 U.S.C. 1416(a)(3)(B) and 1442).</p> <p>[Compliance Indicator]</p>	<p>The Charles County Infants and Toddlers Program data for this indicator are 100%. This is the same result reported for FFY 2009. The State's target for this indicator is 100%.</p>	<p>The Charles County Infants and Toddlers Program data met the State's target for this indicator.</p> <p>MSDE looks forward to the Charles County Infants and Toddlers Program FFY 2011 data demonstrating continued compliance.</p>
<p>9. General supervision system (including monitoring, complaints, hearings, etc.) identifies and corrects noncompliance as soon as possible but in no case later than one year from identification. (20 U.S.C. 1416(a)(3)(B) and 1442)</p> <p>[Compliance Indicator]</p>	<p>The Charles County Infants and Toddlers Program had 6 (of 6) incidences of noncompliance in FFY 2009 that were corrected within 1 year of notification. The State's target for this indicator is 100%.</p>	<p>The Charles County Infants and Toddlers Program data met the State's target for this indicator.</p> <p>MSDE looks forward to the Charles County Infants and Toddlers Program FFY 2011 data demonstrating continued compliance.</p>

Monitoring Priorities and Indicators	Status	MSDE Analysis/Next Steps
<p>14. State reported data (618 and State Performance Plan and Annual Performance Report) are timely and accurate.</p> <p>(20 U.S.C. 1416(a)(3)(B) and 1442) [Compliance Indicator]</p>	<p>Charles County Infants and Toddlers Program submitted Child Find 0-3 data and the program reports in a timely and accurate manner. However, submission of the Child Find 0-1 data and the fiscal reports were considered untimely.</p>	<p>Charles County Infants and Toddlers Program data did not meet the State's target for the timely and accurate submission of required 618 data, fiscal reports, and programmatic reports for FFY 2010.</p> <p>MSDE expects the Charles County Infants and Toddlers Program's submission of required FFY 2011 data to be timely and accurate.</p>





Bernard J. Sadusky, Ed.D.  
Interim State Superintendent of Schools

200 West Baltimore Street • Baltimore, MD 21201 • 410-767-0100 • 410-333-6442 TTY/TDD • MarylandPublicSchools.org

May 9, 2012

Dr. Henry V. Wagner, Jr.  
Superintendent  
Dorchester County Board of Education  
700 Glasgow Street  
Cambridge, MD 21613

Dear Dr. Wagner:

The Individuals with Disabilities Education Act 2004 (IDEA) focuses on each state's accountability on the State Performance Plan (SPP) indicators defined by the Office of Special Education Programs (OSEP). OSEP reviews each state's SPP and Annual Performance Report (APR) annually. Using the information obtained through review of the APR and other data sources, OSEP evaluates each state's performance on these indicators, and assigns each state to one of four levels of determination: Meets Requirements, Needs Assistance, Needs Intervention, or Needs Substantial Intervention. The determinations required under the federal statute are part of the on-going efforts to improve results for children and youth with disabilities. The Maryland State Department of Education (MSDE) anticipates receiving its current federal determination for Federal Fiscal Year (FFY) 2010 (2010-2011) Part C in early June 2012. In accordance with 34 CFR §300.606, if OSEP identifies MSDE as Needs Assistance, Needs Intervention, or Needs Substantial Intervention, MSDE is required to notify local school systems, public agencies, the media, and the public of the action.

Pursuant to 20 U.S.C. §1416(a)(1)(C)(i), MSDE is also required to make determinations annually on the performance of each Infants and Toddlers Program in the State using the categories in 34 C.F.R. §300.603(b)(1), use appropriate mechanisms, consistent with 34 C.F.R. §300.604, which must include, if applicable, the enforcement mechanisms identified in 34 C.F.R. §300.604(a)(1) (technical assistance), (a)(3) (conditions on funding of a local school system), (b)(2)(i) (a corrective action plan or improvement plan), (b)(2)(v) (withholding funds, in whole or in part by MSDE), and (c)(2) (withholding funds, in whole or part, by MSDE). In accordance with 20 U.S.C. §1416(e) and 34 C.F.R. §300.603(b)(1), MSDE must use one of the following four categories to assign a determination to each Infants and Toddlers Program: Meets Requirements, Needs Assistance, Needs Intervention, and Needs Substantial Intervention.

The MSDE, Division of Special Education/Early Intervention Services, uses a results-based rubric on specific indicators to rate each public agency's performance in meeting the State's targets for FFY 2010. Attached is a document entitled "Part C and Part B Public Agency Determination" that lists the Part C indicators included in making determinations. MSDE carefully considered all aspects of this process. Based on FFY2010 data, as well as information obtained through monitoring and complaint investigations (if any), the Dorchester County Infants and Toddlers Program has been determined to be **Meets Requirements**.



Dr. Henry V. Wagner, Jr.

May 9, 2012

Page 2

To be in the category of Meets Requirements, the Dorchester County Infants and Toddlers Program must have met or exceeded the State's target on at least 2 performance indicators (2, 4a, 4b, 4c, 5, and 6) and Natural Environment data (Indicator 2) is not significantly below the State's target. In addition, the Dorchester County Infants and Toddlers Program must have demonstrated at least substantial compliance (at least 95.0%) for at least five of the six compliance indicators (1, 7, 8a, 8b, 8c, and 14), and demonstrated full compliance (100%) in at least 2 compliance indicators.

Finally, all previously identified noncompliance, including fiscal noncompliance, must have been corrected within one year of notification (Indicator 9).

Attached to this letter are copies of the following documents:

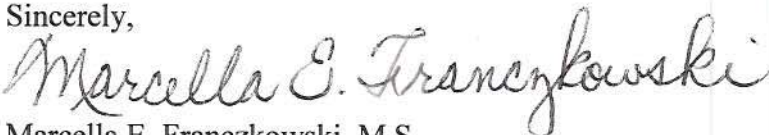
- Part C Local Determination Table; and
- Part C Local Determination Framework for Technical Assistance and Intervention.

The "Part C Local Determination Table" provides an analysis of the Dorchester County Infants and Toddlers Program data. The "Part C Local Determination Framework for Technical Assistance and Intervention" provides additional information relative to technical assistance and support available to your local Infants and Toddlers Program.

As you know, the State must report annually to the public on the performance of each local Infants and Toddlers Program on the targets in the SPP under IDEA. The public may access the MSDE IDEA performance report at <http://mdideareport.org>. The requirement for public reporting on local Infants and Toddlers Program performance is a critical provision in ensuring accountability focusing on improved results for infants and toddlers with disabilities and their families. MSDE will continue to provide technical assistance opportunities as you work to improve performance under Part C of the IDEA.

Congratulations on your hard work and commitment to excellence. If you have any feedback on our past technical assistance efforts or the need for guidance, we would be happy to hear from you as we work to develop further mechanisms to support local improvement activities. The MSDE is committed to supporting the efforts of the Dorchester County Infants and Toddlers Program to improve results for infants and toddlers with disabilities and their families. If you have any questions, would like to discuss this further, or want to request technical assistance, please do not hesitate to call me at 410-767-0238.

Sincerely,



Marcella E. Franczkowski, M.S.  
Assistant State Superintendent  
Division of Special Education/  
Early Intervention Services

MF/TS:BMM  
Attachments

c: Bernard Sadusky  
Branch/Section Chiefs

Angela McPeake Gebert  
Donna Greenleaf



**Dorchester County Infants and Toddlers Program  
Part C Local Determination Table**

**Federal Fiscal Year (FFY) 2010 / State Fiscal Year (SFY) 2011  
July 1, 2010 through June 30, 2011**

Monitoring Priorities and Indicators	Status	MSDE Analysis/Next Steps
<p>1. Percent of infants and toddlers with IFSPs who receive the early intervention services on their IFSPs in a timely manner. (20 U.S.C. 1416(a)(3)(A) and 1442) [Compliance Indicator]</p>	<p>The Dorchester County Infants and Toddlers Program data for this indicator are 100%. This is the same result reported in FFY 2009. The State's target for this indicator is 100%.</p>	<p>The Dorchester County Infants and Toddlers Program data met the State's target for this indicator.  MSDE looks forward to the Dorchester County Infants and Toddlers Program FFY 2011 data demonstrating continued compliance.</p>
<p>2. Percent of infants and toddlers with IFSPs who primarily receive early intervention services in the home or community-based settings. (20 U.S.C. 1416(a)(3)(A) and 1442) [Results Indicator]</p>	<p>The Dorchester County Infants and Toddlers Program data for this indicator are 100%. This is the same result reported in FFY 2009. The State's target is 91.0%.</p>	<p>The Dorchester County Infants and Toddlers Program data met the State's target for this indicator.  MSDE looks forward to the Dorchester County Infants and Toddlers Program FFY 2011 data demonstrating continued success.</p>
<p>4A. Percent of families participating in Part C who report that early intervention services have helped the family: A. Know their rights; (20 U.S.C. 1416(a)(3)(A) and 1442) [Results Indicator]</p>	<p>The Dorchester County Infants and Toddlers Program data for this indicator are 91.4%. This represents a decrease from the FFY 2009 results of 92.1%. The State's target for this indicator is 78.0%.</p>	<p>The Dorchester County Infants and Toddlers Program data met the State's target for this indicator.  MSDE looks forward to the Dorchester County Infants and Toddlers Program FFY 2011 data demonstrating continued success.</p>

Monitoring Priorities and Indicators	Status	MSDE Analysis/Next Steps
<p>4B. Percent of families participating in Part C who report that early intervention services have helped the family:</p> <p>B. Effectively communicate their children's needs (20 U.S.C. 1416(a)(3)(A) and 1442) [Results Indicator]</p>	<p>The Dorchester County Infants and Toddlers Program data for this indicator are 88.6%. This represents a decrease from the FFY 2009 results of 89.5%. The State's target for this indicator is 76.0%.</p>	<p>The Dorchester County Infants and Toddlers Program data met the State's target for this indicator.</p> <p>MSDE looks forward to the Dorchester County Infants and Toddlers Program FFY 2011 data demonstrating continued success.</p>
<p>4C. Percent of families participating in Part C who report that early intervention services have helped the family:</p> <p>C. Help their children develop and learn. (20 U.S.C. 1416(a)(3)(A) and 1442) [Results Indicator]</p>	<p>The Dorchester County Infants and Toddlers Program data for this indicator are 91.7%. This represents a decrease from the FFY 2009 results of 92.1%. The State's target for this indicator is 86.0%.</p>	<p>The Dorchester County Infants and Toddlers Program data met the State's target for this indicator.</p> <p>MSDE looks forward to the Dorchester County Infants and Toddlers Program FFY 2011 data demonstrating continued success.</p>
<p>5. Percent of infants and toddlers birth to 1 with IFSPs compared to national data. (20 U.S.C. 1416(a)(3)(B) and 1442) [Results Indicator]</p>	<p>The Dorchester County Infants and Toddlers Program data for this indicator are 1.95%. This represents a decrease from the FFY 2009 results of 2.62%. The State's target is 1.50%.</p>	<p>The Dorchester County Infants and Toddlers Program data met the State's target for this indicator.</p> <p>MSDE looks forward to the Dorchester County Infants and Toddlers Program FFY 2011 data demonstrating continued success.</p>




Monitoring Priorities and Indicators	Status	MSDE Analysis/Next Steps
<p>6. Percent of infants and toddlers birth to 3 with IFSPs compared to national data. (20 U.S.C. 1416(a)(3)(B) and 1442) [Results Indicator]</p>	<p>The Dorchester County Infants and Toddlers Program data for this indicator are 3.35%. This is a decrease from the FFY 2009 results of 3.65%. The State's target for this indicator is 2.88%.</p>	<p>The Dorchester County Infants and Toddlers Program data met the State's target for this indicator.  MSDE looks forward to the Dorchester County Infants and Toddlers Program FFY 2011 data demonstrating continued success.</p>
<p>7. Percent of eligible infants and toddlers with IFSPs for whom an evaluation and assessment and an initial IFSP meeting were conducted within Part C's 45-day timeline. (20 U.S.C. 1416(a)(3)(B) and 1442) [Compliance Indicator]</p>	<p>The Dorchester County Infants and Toddlers Program data for this indicator are 100%. This is the same result reported in FFY 2009. The State's target for this indicator is 100%.</p>	<p>The Dorchester County Infants and Toddlers Program data met the State's target for this indicator.  MSDE looks forward to the Dorchester County Infants and Toddlers Program FFY 2011 data demonstrating continued compliance.</p>
<p>8A. Percent of all children exiting Part C who received timely transition planning to support the child's transition to preschool and other appropriate community services by their third birthday including: A. IFSPs with transition steps and services; (20 U.S.C. 1416(a)(3)(B) and 1442) [Compliance Indicator]</p>	<p>The Dorchester County Infants and Toddlers Program data for this indicator are 100%. This is the same result reported for FFY 2009. The State's target for this indicator is 100%.</p>	<p>The Dorchester County Infants and Toddlers Program data met the State's target for this indicator.  MSDE looks forward to the Dorchester County Infants and Toddlers Program FFY 2011 data demonstrating continued compliance.</p>

Monitoring Priorities and Indicators	Status	MSDE Analysis/Next Steps
<p>8B. Percent of all children exiting Part C who received timely transition planning to support the child's transition to preschool and other appropriate community services by their third birthday including:</p> <p>B. Notification to LEA, if child potentially eligible for Part B; and</p> <p>(20 U.S.C. 1416(a)(3)(B) and 1442)</p> <p>[Compliance Indicator]</p>	<p>The Dorchester County Infants and Toddlers Program data for this indicator are 100%. This is the same result reported for FFY 2009. The State's target for this indicator is 100%.</p>	<p>The Dorchester County Infants and Toddlers Program data met the State's target for this indicator.</p> <p>MSDE looks forward to the Dorchester County Infants and Toddlers Program FFY 2011 data demonstrating continued compliance.</p>
<p>8C. Percent of all children exiting Part C who received timely transition planning to support the child's transition to preschool and other appropriate community services by their third birthday including:</p> <p>C. Transition conference, if child potentially eligible for Part B.</p> <p>(20 U.S.C. 1416(a)(3)(B) and 1442).</p> <p>[Compliance Indicator]</p>	<p>The Dorchester County Infants and Toddlers Program data for this indicator are 92.3%. This represents a decrease from the FFY 2009 results of 100%. The State's target for this indicator is 100%.</p>	<p>The Dorchester County Infants and Toddlers Program data did not meet the State's target for this indicator.</p> <p>MSDE expects the Dorchester County Infants and Toddlers Program to fully implement improvement activities to ensure correction of noncompliance as soon as possible but in no case later than one year.</p>
<p>9. General supervision system (including monitoring, complaints, hearings, etc.) identifies and corrects noncompliance as soon as possible but in no case later than one year from identification.</p> <p>(20 U.S.C. 1416(a)(3)(B) and 1442)</p> <p>[Compliance Indicator]</p>	<p>The Dorchester County Infants and Toddlers Program had no incidences of noncompliance that required correction in FFY 2009. The State's target for this indicator is 100%.</p>	<p>The Dorchester County Infants and Toddlers Program data met the State's target for this indicator.</p> <p>MSDE looks forward to the Dorchester County Infants and Toddlers Program FFY 2011 data demonstrating continued compliance.</p>



Monitoring Priorities and Indicators	Status	MSDE Analysis/Next Steps
<p>14. State reported data (618 and State Performance Plan and Annual Performance Report) are timely and accurate.</p> <p>(20 U.S.C. 1416(a)(3)(B) and 1442)</p> <p>[Compliance Indicator]</p>	<p>Dorchester County Infants and Toddlers Program submitted the Child Find 0-3, the program reports, and the Final Fiscal Report in a timely and accurate manner. However, submission of the Child Find 0-1 data and Semi-Annual Fiscal Report were considered untimely.</p>	<p>Dorchester County Infants and Toddlers data did not meet the State's target for timely and accurate submission of required 618 data, Fiscal Reports, and Programmatic Reports for FFY 2010.</p> <p>MSDE expects the Dorchester County Infants and Toddlers Program's submission of required FFY 2011 data to be timely and accurate.</p>



Bernard J. Sadusky, Ed.D.  
Interim State Superintendent of Schools

200 West Baltimore Street • Baltimore, MD 21201 • 410-767-0100 • 410-333-6442 TTY/TDD • MarylandPublicSchools.org

May 9, 2012

Dr. Barbara Brookmyer, M.D., M.P.H.  
Frederick County Health Department  
350 Montevue Lane  
Frederick, MD 21702

Dear Dr. Brookmyer:

The Individuals with Disabilities Education Act 2004 (IDEA) focuses on each state's accountability on the State Performance Plan (SPP) indicators defined by the Office of Special Education Programs (OSEP). OSEP reviews each state's SPP and Annual Performance Report (APR) annually. Using the information obtained through review of the APR and other data sources, OSEP evaluates each state's performance on these indicators, and assigns each state to one of four levels of determination: Meets Requirements, Needs Assistance, Needs Intervention, or Needs Substantial Intervention. The determinations required under the federal statute are part of the on-going efforts to improve results for children and youth with disabilities. The Maryland State Department of Education (MSDE) anticipates receiving its current federal determination for Federal Fiscal Year (FFY) 2010 (2010-2011) Part C in early June 2012. In accordance with 34 CFR §300.606, if OSEP identifies MSDE as Needs Assistance, Needs Intervention, or Needs Substantial Intervention, MSDE is required to notify local school systems, public agencies, the media, and the public of the action.

Pursuant to 20 U.S.C. §1416(a)(1)(C)(i), MSDE is also required to make determinations annually on the performance of each Infants and Toddlers Program in the State using the categories in 34 C.F.R. §300.603(b)(1), use appropriate mechanisms, consistent with 34 C.F.R. §300.604, which must include, if applicable, the enforcement mechanisms identified in 34 C.F.R. §300.604(a)(1) (technical assistance), (a)(3) (conditions on funding of a local school system), (b)(2)(i) (a corrective action plan or improvement plan), (b)(2)(v) (withholding funds, in whole or in part by MSDE), and (c)(2) (withholding funds, in whole or part, by MSDE). In accordance with 20 U.S.C. §1416(e) and 34 C.F.R. §300.603(b)(1), MSDE must use one of the following four categories to assign a determination to each Infants and Toddlers Program: Meets Requirements, Needs Assistance, Needs Intervention, and Needs Substantial Intervention.

The MSDE, Division of Special Education/Early Intervention Services, uses a results-based rubric on specific indicators to rate each public agency's performance in meeting the State's targets for FFY 2010. Attached is a document entitled "Part C and Part B Public Agency Determination" that lists the Part C indicators included in making determinations. MSDE carefully considered all aspects of this process. Based on FFY2010 data, as well as information obtained through monitoring and complaint investigations (if any), the Frederick County Infants and Toddlers Program has been determined to be **Meets Requirements**.



Dr. Barbara Brookmyer, M.D., M.P.H.

May 9, 2012

Page 2

To be in the category of Meets Requirements, the Frederick County Infants and Toddlers Program must have met or exceeded the State's target on at least 2 performance indicators (2, 4a, 4b, 4c, 5, and 6) and Natural Environment data (Indicator 2) is not significantly below the State's target. In addition, the Frederick County Infants and Toddlers Program must have demonstrated at least substantial compliance (at least 95.0%) for at least five of the six compliance indicators (1, 7, 8a, 8b, 8c, and 14), and demonstrated full compliance (100%) in at least 2 compliance indicators.

Finally, all previously identified noncompliance, including fiscal noncompliance, must have been corrected within one year of notification (Indicator 9).

Attached to this letter are copies of the following documents:

- Part C Local Determination Table; and
- Part C Local Determination Framework for Technical Assistance and Intervention.

The "Part C Local Determination Table" provides an analysis of the Frederick County Infants and Toddlers Program data. The "Part C Local Determination Framework for Technical Assistance and Intervention" provides additional information relative to technical assistance and support available to your local Infants and Toddlers Program.

As you know, the State must report annually to the public on the performance of each local Infants and Toddlers Program on the targets in the SPP under IDEA. The public may access the MSDE IDEA performance report at <http://mdideareport.org>. The requirement for public reporting on local Infants and Toddlers Program performance is a critical provision in ensuring accountability focusing on improved results for infants and toddlers with disabilities and their families. MSDE will continue to provide technical assistance opportunities as you work to improve performance under Part C of the IDEA.

Congratulations on your hard work and commitment to excellence. If you have any feedback on our past technical assistance efforts or the need for guidance, we would be happy to hear from you as we work to develop further mechanisms to support local improvement activities. The MSDE is committed to supporting the efforts of the Frederick County Infants and Toddlers Program to improve results for infants and toddlers with disabilities and their families. If you have any questions, would like to discuss this further, or want to request technical assistance, please do not hesitate to call me at 410-767-0238.

Sincerely,



Marcella E. Franczkowski, M.S.  
Assistant State Superintendent  
Division of Special Education/  
Early Intervention Services

MF/TS:BMM  
Attachments

c: Bernard Sadusky  
Branch/Section Chiefs

Daniel Martz  
Monica Grant

## Frederick County Infants and Toddlers Program

### Part C Local Determination Table

**Federal Fiscal Year (FFY) 2010 / State Fiscal Year (SFY) 2011**

**July 1, 2010 through June 30, 2011**

Monitoring Priorities and Indicators	Status	MSDE Analysis/Next Steps
<p>1. Percent of infants and toddlers with IFSPs who receive the early intervention services on their IFSPs in a timely manner. (20 U.S.C. 1416(a)(3)(A) and 1442) [Compliance Indicator]</p>	<p>The Frederick County Infants and Toddlers Program data for this indicator are 100%. This represents an increase from the FFY 2009* results of 99.5%. The State's target for this indicator is 100%.</p> <p>*FFY 2009: July 1, 2009-June 30, 2010</p>	<p>The Frederick County Infants and Toddlers Program data met the State's target for this indicator.</p> <p>MSDE looks forward to the Frederick County Infants and Toddlers Program FFY 2011 data demonstrating continued compliance.</p>
<p>2. Percent of infants and toddlers with IFSPs who primarily receive early intervention services in the home or community-based settings. (20 U.S.C. 1416(a)(3)(A) and 1442) [Results Indicator]</p>	<p>The Frederick County Infants and Toddlers Program data for this indicator are 89.6%. This represents a decrease from the FFY 2009 results of 91.7%. The State's target is 91.0%.</p>	<p>The Frederick County Infants and Toddlers Program data did not meet the State's target for this indicator.</p> <p>MSDE expects the Frederick County Infants and Toddlers Program to fully implement improvement activities to ensure results that meet the State's target.</p>
<p>4A. Percent of families participating in Part C who report that early intervention services have helped the family: A. Know their rights; (20 U.S.C. 1416(a)(3)(A) and 1442) [Results Indicator]</p>	<p>The Frederick County Infants and Toddlers Program data for this indicator are 94.9%. This is represents an increase from the FFY 2009 results of 92.6%. The State's target for this indicator is 78.0%.</p>	<p>The Frederick County Infants and Toddlers Program data met the State's target for this indicator.</p> <p>MSDE looks forward to the Frederick County Infants and Toddlers Program FFY 2011 data demonstrating continued success.</p>



Monitoring Priorities and Indicators	Status	MSDE Analysis/Next Steps
<p>4B. Percent of families participating in Part C who report that early intervention services have helped the family:</p> <p>B. Effectively communicate their children's needs</p> <p>(20 U.S.C. 1416(a)(3)(A) and 1442)</p> <p>[Results Indicator]</p>	<p>The Frederick County Infants and Toddlers Program data for this indicator are 91.5%. This is an increase from the FFY 2009 results of 87.7%. The State's target for this indicator is 76.0%.</p>	<p>The Frederick County Infants and Toddlers Program data met the State's target for this indicator.</p> <p>MSDE looks forward to the Frederick County Infants and Toddlers Program FFY 2011 data demonstrating continued success.</p>
<p>4C. Percent of families participating in Part C who report that early intervention services have helped the family:</p> <p>C. Help their children develop and learn.</p> <p>(20 U.S.C. 1416(a)(3)(A) and 1442)</p> <p>[Results Indicator]</p>	<p>The Frederick County Infants and Toddlers Program data for this indicator are 91.6%. This is a decrease from the FFY 2009 results of 94.6%. The State's target for this indicator is 86.0%.</p>	<p>The Frederick County Infants and Toddlers Program data met the State's target for this indicator.</p> <p>MSDE looks forward to the Frederick County Infants and Toddlers Program FFY 2011 data demonstrating continued success.</p>
<p>5. Percent of infants and toddlers birth to 1 with IFSPs compared to national data.</p> <p>(20 U.S.C. 1416(a)(3)(B) and 1442)</p> <p>[Results Indicator]</p>	<p>The Frederick County Infants and Toddlers Program data for this indicator are 2.22%. This represents an increase from the FFY 2009 results of 1.67%. The State's target is 1.50%.</p>	<p>The Frederick County Infants and Toddlers Program data met the State's target for this indicator.</p> <p>MSDE looks forward to the Frederick County Infants and Toddlers Program FFY 2011 data demonstrating continued success.</p>


Monitoring Priorities and Indicators	Status	MSDE Analysis/Next Steps
<p>6. Percent of infants and toddlers birth to 3 with IFSPs compared to national data. (20 U.S.C. 1416(a)(3)(B) and 1442) [Results Indicator]</p>	<p>The Frederick County Infants and Toddlers Program data for this indicator are 3.46%. This represents an increase from the FFY 2009 results of 3.18%. The State's target for this indicator is 2.88%.</p>	<p>The Frederick County Infants and Toddlers Program data met the State's target for this indicator.  MSDE looks forward to the Frederick County Infants and Toddlers Program FFY 2011 data demonstrating continued success.</p>
<p>7. Percent of eligible infants and toddlers with IFSPs for whom an evaluation and assessment and an initial IFSP meeting were conducted within Part C's 45-day timeline. (20 U.S.C. 1416(a)(3)(B) and 1442) [Compliance Indicator]</p>	<p>The Frederick County Infants and Toddlers Program data for this indicator are 100%. This is the same result reported in FFY 2009. The State's target for this indicator is 100%.</p>	<p>The Frederick County Infants and Toddlers Program data met the State's target for this indicator.  MSDE looks forward to the Frederick County Infants and Toddlers Program FFY 2011 data demonstrating continued compliance.</p>
<p>8A. Percent of all children exiting Part C who received timely transition planning to support the child's transition to preschool and other appropriate community services by their third birthday including: A. IFSPs with transition steps and services; (20 U.S.C. 1416(a)(3)(B) and 1442) [Compliance Indicator]</p>	<p>The Frederick County Infants and Toddlers Program data for this indicator are 100%. This is the same result reported for FFY 2009. The State's target for this indicator is 100%.</p>	<p>The Frederick County Infants and Toddlers Program data met the State's target for this indicator.  MSDE looks forward to the Frederick County Infants and Toddlers Program FFY 2011 data demonstrating continued compliance.</p>



Monitoring Priorities and Indicators	Status	MSDE Analysis/Next Steps
<p>8B. Percent of all children exiting Part C who received timely transition planning to support the child's transition to preschool and other appropriate community services by their third birthday including:</p> <p>B. Notification to LEA, if child potentially eligible for Part B; and (20 U.S.C. 1416(a)(3)(B) and 1442)</p> <p>[Compliance Indicator]</p>	<p>The Frederick County Infants and Toddlers Program data for this indicator are 100%. This is the same result reported for FFY 2009. The State's target for this indicator is 100%.</p>	<p>The Frederick County Infants and Toddlers Program data met the State's target for this indicator.</p> <p>MSDE looks forward to the Frederick County Infants and Toddlers Program FFY 2011 data demonstrating continued compliance.</p>
<p>8C. Percent of all children exiting Part C who received timely transition planning to support the child's transition to preschool and other appropriate community services by their third birthday including:</p> <p>C. Transition conference, if child potentially eligible for Part B. (20 U.S.C. 1416(a)(3)(B) and 1442).</p> <p>[Compliance Indicator]</p>	<p>The Frederick County Infants and Toddlers Program data for this indicator are 100%. This is the same result reported for FFY 2009. The State's target for this indicator is 100%.</p>	<p>The Frederick County Infants and Toddlers Program data met the State's target for this indicator.</p> <p>MSDE looks forward to the Frederick County Infants and Toddlers Program FFY 2011 data demonstrating continued compliance.</p>
<p>9. General supervision system (including monitoring, complaints, hearings, etc.) identifies and corrects noncompliance as soon as possible but in no case later than one year from identification. (20 U.S.C. 1416(a)(3)(B) and 1442)</p> <p>[Compliance Indicator]</p>	<p>The Frederick County Infants and Toddlers Program had 2 (of 2) incidences of noncompliance in FFY 2009 that were corrected within 1 year of notification. The State's target for this indicator is 100%.</p>	<p>The Frederick County Infants and Toddlers Program data met the State's target for this indicator.</p> <p>MSDE looks forward to the Frederick County Infants and Toddlers Program FFY 2011 data demonstrating continued compliance.</p>

Monitoring Priorities and Indicators	Status	MSDE Analysis/Next Steps
<p>14. State reported data (618 and State Performance Plan and Annual Performance Report) are timely and accurate.</p> <p>(20 U.S.C. 1416(a)(3)(B) and 1442)</p> <p>[Compliance Indicator]</p>	<p>Frederick County Infants and Toddlers Program submitted the 618 Data, program reports, and fiscal reports in a timely and accurate manner.</p>	<p>Frederick County Infants and Toddlers' data met the State's target for timely and accurate submission of required 618 data, Program Reports, and Fiscal Reports for FFY 2010.</p> <p>MSDE expects the Frederick County Infants and Toddlers Program's submission of required FFY 2011 data to be timely and accurate.</p>





Bernard J. Sadusky, Ed.D.  
Interim State Superintendent of Schools

200 West Baltimore Street • Baltimore, MD 21201 • 410-767-0100 • 410-333-6442 TTY/TDD • MarylandPublicSchools.org

May 9, 2012

Mrs. Sue Waggoner  
Interim Superintendent  
Garrett County Board of Education  
40 South Second Street  
Oakland, MD 21550

Dear Mrs. Waggoner:

The Individuals with Disabilities Education Act 2004 (IDEA) focuses on each state's accountability on the State Performance Plan (SPP) indicators defined by the Office of Special Education Programs (OSEP). OSEP reviews each state's SPP and Annual Performance Report (APR) annually. Using the information obtained through review of the APR and other data sources, OSEP evaluates each state's performance on these indicators, and assigns each state to one of four levels of determination: Meets Requirements, Needs Assistance, Needs Intervention, or Needs Substantial Intervention. The determinations required under the federal statute are part of the on-going efforts to improve results for children and youth with disabilities. The Maryland State Department of Education (MSDE) anticipates receiving its current federal determination for Federal Fiscal Year (FFY) 2010 (2010-2011) Part C in early June 2012. In accordance with 34 CFR §300.606, if OSEP identifies MSDE as Needs Assistance, Needs Intervention, or Needs Substantial Intervention, MSDE is required to notify local school systems, public agencies, the media, and the public of the action.

Pursuant to 20 U.S.C. §1416(a)(1)(C)(i), MSDE is also required to make determinations annually on the performance of each Infants and Toddlers Program in the State using the categories in 34 C.F.R. §300.603(b)(1), use appropriate mechanisms, consistent with 34 C.F.R. §300.604, which must include, if applicable, the enforcement mechanisms identified in 34 C.F.R. §300.604(a)(1) (technical assistance), (a)(3) (conditions on funding of a local school system), (b)(2)(i) (a corrective action plan or improvement plan), (b)(2)(v) (withholding funds, in whole or in part by MSDE), and (c)(2) (withholding funds, in whole or part, by MSDE). In accordance with 20 U.S.C. §1416(e) and 34 C.F.R. §300.603(b)(1), MSDE must use one of the following four categories to assign a determination to each Infants and Toddlers Program: Meets Requirements, Needs Assistance, Needs Intervention, and Needs Substantial Intervention.

The MSDE, Division of Special Education/Early Intervention Services, uses a results-based rubric on specific indicators to rate each public agency's performance in meeting the State's targets for FFY 2010. Attached is a document entitled "Part C and Part B Public Agency Determination" that lists the Part C indicators included in making determinations. MSDE carefully considered all aspects of this process. Based on FFY2010 data, as well as information obtained through monitoring and complaint investigations (if any), the Garrett County Infants and Toddlers Program has been determined to be **Meets Requirements**.



Mrs. Sue Waggoner

May 9, 2012

Page 2

To be in the category of Meets Requirements, the Garrett County Infants and Toddlers Program must have met or exceeded the State's target on at least 2 performance indicators (2, 4a, 4b, 4c, 5, and 6) and Natural Environment data (Indicator 2) is not significantly below the State's target. In addition, the Garrett County Infants and Toddlers Program must have demonstrated at least substantial compliance (at least 95.0%) for at least five of the six compliance indicators (1, 7, 8a, 8b, 8c, and 14), and demonstrated full compliance (100%) in at least 2 compliance indicators.

Finally, all previously identified noncompliance, including fiscal noncompliance, must have been corrected within one year of notification (Indicator 9).

Attached to this letter are copies of the following documents:

- Part C Local Determination Table; and
- Part C Local Determination Framework for Technical Assistance and Intervention.

The "Part C Local Determination Table" provides an analysis of the Garrett County Infants and Toddlers Program data. The "Part C Local Determination Framework for Technical Assistance and Intervention" provides additional information relative to technical assistance and support available to your local Infants and Toddlers Program.

As you know, the State must report annually to the public on the performance of each local Infants and Toddlers Program on the targets in the SPP under IDEA. The public may access the MSDE IDEA performance report at <http://mdideareport.org>. The requirement for public reporting on local Infants and Toddlers Program performance is a critical provision in ensuring accountability focusing on improved results for infants and toddlers with disabilities and their families. MSDE will continue to provide technical assistance opportunities as you work to improve performance under Part C of the IDEA.

Congratulations on your hard work and commitment to excellence. If you have any feedback on our past technical assistance efforts or the need for guidance, we would be happy to hear from you as we work to develop further mechanisms to support local improvement activities. The MSDE is committed to supporting the efforts of the Garrett County Infants and Toddlers Program to improve results for infants and toddlers with disabilities and their families. If you have any questions, would like to discuss this further, or want to request technical assistance, please do not hesitate to call me at 410-767-0238.

Sincerely,



Marcella E. Franczkowski, M.S.  
Assistant State Superintendent  
Division of Special Education/  
Early Intervention Services

MF/TS:BMM  
Attachments

c: Bernard Sadusky  
Branch/Section Chiefs

Jennifer Kotulak  
Lisa Drummond



## Garrett County Infants and Toddlers Program

### Part C Local Determination Table

**Federal Fiscal Year (FFY) 2010 / State Fiscal Year (SFY) 2011**

**July 1, 2010 through June 30, 2011**

Monitoring Priorities and Indicators	Status	MSDE Analysis/Next Steps
<p>1. Percent of infants and toddlers with IFSPs who receive the early intervention services on their IFSPs in a timely manner. (20 U.S.C. 1416(a)(3)(A) and 1442) [Compliance Indicator]</p>	<p>The Garrett County Infants and Toddlers Program data for this indicator are 100%. This is the same result reported in FFY 2009. The State's target for this indicator is 100%.</p>	<p>The Garrett County Infants and Toddlers Program data met the State's target for this indicator.  MSDE looks forward to the Garrett County Infants and Toddlers Program FFY 2011 data demonstrating continued compliance.</p>
<p>2. Percent of infants and toddlers with IFSPs who primarily receive early intervention services in the home or community-based settings. (20 U.S.C. 1416(a)(3)(A) and 1442) [Results Indicator]</p>	<p>The Garrett County Infants and Toddlers Program data for this indicator are 100%. This is the same result reported in FFY 2009. The State's target is 91.0%.</p>	<p>The Garrett County Infants and Toddlers Program data met the State's target for this indicator.  MSDE looks forward to the Garrett County Infants and Toddlers Program FFY 2011 data demonstrating continued success.</p>
<p>4A. Percent of families participating in Part C who report that early intervention services have helped the family: A. Know their rights; (20 U.S.C. 1416(a)(3)(A) and 1442) [Results Indicator]</p>	<p>The Garrett County Infants and Toddlers Program data for this indicator are 100%. This is the same result reported in FFY 2009. The State's target for this indicator is 78.0%.</p>	<p>The Garrett County Infants and Toddlers Program data met the State's target for this indicator.  MSDE looks forward to the Garrett County Infants and Toddlers Program FFY 2011 data demonstrating continued success.</p>

Monitoring Priorities and Indicators	Status	MSDE Analysis/Next Steps
<p>4B. Percent of families participating in Part C who report that early intervention services have helped the family:</p> <p>B. Effectively communicate their children's needs</p> <p>(20 U.S.C. 1416(a)(3)(A) and 1442)</p> <p>[Results Indicator]</p>	<p>The Garrett County Infants and Toddlers Program data for this indicator are 100%. This is the same result reported in FFY 2009. The State's target for this indicator is 76.0%.</p>	<p>The Garrett County Infants and Toddlers Program data met the State's target for this indicator.</p> <p>MSDE looks forward to the Garrett County Infants and Toddlers Program FFY 2011 data demonstrating continued success.</p>
<p>4C. Percent of families participating in Part C who report that early intervention services have helped the family:</p> <p>C. Help their children develop and learn.</p> <p>(20 U.S.C. 1416(a)(3)(A) and 1442)</p> <p>[Results Indicator]</p>	<p>The Garrett County Infants and Toddlers Program data for this indicator are 100%. This is the same result reported for FFY 2009. The State's target for this indicator is 86.0%.</p>	<p>The Garrett County Infants and Toddlers Program data met the State's target for this indicator.</p> <p>MSDE looks forward to the Garrett County Infants and Toddlers Program FFY 2011 data demonstrating continued success.</p>
<p>5. Percent of infants and toddlers birth to 1 with IFSPs compared to national data.</p> <p>(20 U.S.C. 1416(a)(3)(B) and 1442)</p> <p>[Results Indicator]</p>	<p>The Garrett County Infants and Toddlers Program data for this indicator are 1.35%. This represents an increase from the FFY 2009 results of 0.67%. The State's target is 1.50%.</p>	<p>The Garrett County Infants and Toddlers Program data did not meet the State's target for this indicator.</p> <p>MSDE expects the Garrett County Infants and Toddlers Program to fully implement improvement activities to ensure results that meet the State's target.</p>




Monitoring Priorities and Indicators	Status	MSDE Analysis/Next Steps
<p>6. Percent of infants and toddlers birth to 3 with IFSPs compared to national data. (20 U.S.C. 1416(a)(3)(B) and 1442) [Results Indicator]</p>	<p>The Garrett County Infants and Toddlers Program data for this indicator are 1.78%. This is a decrease from the FFY 2009 results of 2.71%. The State's target for this indicator is 2.88%.</p>	<p>The Garrett County Infants and Toddlers Program data did not meet the State's target for this indicator.  MSDE expects the Garrett County Infants and Toddlers Program to fully implement improvement activities to ensure results that meet the State's target.</p>
<p>7. Percent of eligible infants and toddlers with IFSPs for whom an evaluation and assessment and an initial IFSP meeting were conducted within Part C's 45-day timeline. (20 U.S.C. 1416(a)(3)(B) and 1442) [Compliance Indicator]</p>	<p>The Garrett County Infants and Toddlers Program data for this indicator are 100%. This is the same result reported in FFY 2009. The State's target for this indicator is 100%.</p>	<p>The Garrett County Infants and Toddlers Program data met the State's target for this indicator.  MSDE looks forward to the Garrett County Infants and Toddlers Program FFY 2011 data demonstrating continued compliance.</p>
<p>8A. Percent of all children exiting Part C who received timely transition planning to support the child's transition to preschool and other appropriate community services by their third birthday including: A. IFSPs with transition steps and services; (20 U.S.C. 1416(a)(3)(B) and 1442) [Compliance Indicator]</p>	<p>The Garrett County Infants and Toddlers Program data for this indicator are 100%. This represents an increase from the FFY 2009 results of 90.0%. The State's target for this indicator is 100%.</p>	<p>The Garrett County Infants and Toddlers Program data met the State's target for this indicator.  MSDE looks forward to the Garrett County Infants and Toddlers Program FFY 2011 data demonstrating continued compliance.</p>

Monitoring Priorities and Indicators	Status	MSDE Analysis/Next Steps
<p>8B. Percent of all children exiting Part C who received timely transition planning to support the child's transition to preschool and other appropriate community services by their third birthday including:</p> <p>B. Notification to LEA, if child potentially eligible for Part B; and (20 U.S.C. 1416(a)(3)(B) and 1442)</p> <p>[Compliance Indicator]</p>	<p>The Garrett County Infants and Toddlers Program data for this indicator are 100%. This represents an increase from the FFY 2009 results of 94.7%. The State's target for this indicator is 100%.</p>	<p>The Garrett County Infants and Toddlers Program data met the State's target for this indicator.</p> <p>MSDE looks forward to the Garrett County Infants and Toddlers Program FFY 2011 data demonstrating continued compliance.</p>
<p>8C. Percent of all children exiting Part C who received timely transition planning to support the child's transition to preschool and other appropriate community services by their third birthday including:</p> <p>C. Transition conference, if child potentially eligible for Part B. (20 U.S.C. 1416(a)(3)(B) and 1442).</p> <p>[Compliance Indicator]</p>	<p>The Garrett County Infants and Toddlers Program data for this indicator are 100%. This represents an increase from the FFY 2009 results of 94.4%. The State's target for this indicator is 100%.</p>	<p>The Garrett County Infants and Toddlers Program data met the State's target for this indicator.</p> <p>MSDE looks forward to the Garrett County Infants and Toddlers Program FFY 2011 data demonstrating continued compliance.</p>
<p>9. General supervision system (including monitoring, complaints, hearings, etc.) identifies and corrects noncompliance as soon as possible but in no case later than one year from identification. (20 U.S.C. 1416(a)(3)(B) and 1442)</p> <p>[Compliance Indicator]</p>	<p>The Garrett County Infants and Toddlers Program had 2 (of 2) incidences of noncompliance in FFY 2009 that were corrected within 1 year of notification. The State's target for this indicator is 100%.</p>	<p>The Garrett County Infants and Toddlers Program data met the State's target for this indicator.</p> <p>MSDE looks forward to the Garrett County Infants and Toddlers Program FFY 2011 data demonstrating continued compliance.</p>



Monitoring Priorities and Indicators	Status	MSDE Analysis/Next Steps
<p>14. State reported data (618 and State Performance Plan and Annual Performance Report) are timely and accurate.</p> <p>(20 U.S.C. 1416(a)(3)(B) and 1442)</p> <p>[Compliance Indicator]</p>	<p>Garrett County Infants and Toddlers Program submitted Child Find 0-1 data, the Semi-Annual Program Report, and the fiscal reports in timely and accurate manner. However, the Child Find 0-3 data and the Final Program Report were considered untimely.</p>	<p>Garrett County Infants and Toddlers' data did not meet the State's target due to untimely submission of required Programmatic and Fiscal Reports for FFY 2010.</p> <p>MSDE expects the Garrett County Infants and Toddlers Program's submission of required FFY 2011 data to be timely and accurate.</p>



Bernard J. Sadusky, Ed.D.  
Interim State Superintendent of Schools

200 West Baltimore Street • Baltimore, MD 21201 • 410-767-0100 • 410-333-6442 TTY/TDD • MarylandPublicSchools.org

May 9, 2012

Dr. Robert M. Tomback  
Superintendent  
Harford County Public Schools  
102 South Hickory Avenue  
Bel Air, MD 21014-3731

Dear Dr. Tomback:

The Individuals with Disabilities Education Act 2004 (IDEA) focuses on each state's accountability on the State Performance Plan (SPP) indicators defined by the Office of Special Education Programs (OSEP). OSEP reviews each state's SPP and Annual Performance Report (APR) annually. Using the information obtained through review of the APR and other data sources, OSEP evaluates each state's performance on these indicators, and assigns each state to one of four levels of determination: Meets Requirements, Needs Assistance, Needs Intervention, or Needs Substantial Intervention. The determinations required under the federal statute are part of the on-going efforts to improve results for children and youth with disabilities. The Maryland State Department of Education (MSDE) anticipates receiving its current federal determination for Federal Fiscal Year (FFY) 2010 (2010-2011) Part C in early June 2012. In accordance with 34 CFR §300.606, if OSEP identifies MSDE as Needs Assistance, Needs Intervention, or Needs Substantial Intervention, MSDE is required to notify local school systems, public agencies, the media, and the public of the action.

Pursuant to 20 U.S.C. §1416(a)(1)(C)(i), MSDE is also required to make determinations annually on the performance of each Infants and Toddlers Program in the State using the categories in 34 C.F.R. §300.603(b)(1), use appropriate mechanisms, consistent with 34 C.F.R. §300.604, which must include, if applicable, the enforcement mechanisms identified in 34 C.F.R. §300.604(a)(1) (technical assistance), (a)(3) (conditions on funding of a local school system), (b)(2)(i) (a corrective action plan or improvement plan), (b)(2)(v) (withholding funds, in whole or in part by MSDE), and (c)(2) (withholding funds, in whole or part, by MSDE). In accordance with 20 U.S.C. §1416(e) and 34 C.F.R. §300.603(b)(1), MSDE must use one of the following four categories to assign a determination to each Infants and Toddlers Program: Meets Requirements, Needs Assistance, Needs Intervention, and Needs Substantial Intervention.

The MSDE, Division of Special Education/Early Intervention Services, uses a results-based rubric on specific indicators to rate each public agency's performance in meeting the State's targets for FFY 2010. Attached is a document entitled "Part C and Part B Public Agency Determination" that lists the Part C indicators included in making determinations. MSDE carefully considered all aspects of this process. Based on FFY2010 data, as well as information obtained through monitoring and complaint investigations (if any), the Harford County Infants and Toddlers Program has been determined to be **Meets Requirements**.



Dr. Robert M. Tomback

May 9, 2012

Page 2

To be in the category of Meets Requirements, the Harford County Infants and Toddlers Program must have met or exceeded the State's target on at least 2 performance indicators (2, 4a, 4b, 4c, 5, and 6) and Natural Environment data (Indicator 2) is not significantly below the State's target. In addition, the Harford County Infants and Toddlers Program must have demonstrated at least substantial compliance (at least 95.0%) for at least five of the six compliance indicators (1, 7, 8a, 8b, 8c, and 14), and demonstrated full compliance (100%) in at least 2 compliance indicators.

Finally, all previously identified noncompliance, including fiscal noncompliance, must have been corrected within one year of notification (Indicator 9).

Attached to this letter are copies of the following documents:

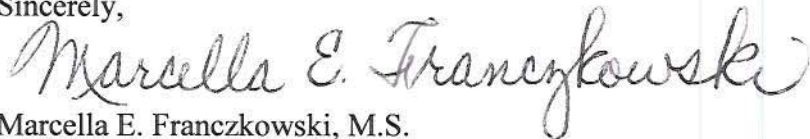
- Part C Local Determination Table; and
- Part C Local Determination Framework for Technical Assistance and Intervention.

The "Part C Local Determination Table" provides an analysis of the Harford County Infants and Toddlers Program data. The "Part C Local Determination Framework for Technical Assistance and Intervention" provides additional information relative to technical assistance and support available to your local Infants and Toddlers Program.

As you know, the State must report annually to the public on the performance of each local Infants and Toddlers Program on the targets in the SPP under IDEA. The public may access the MSDE IDEA performance report at <http://mdideareport.org>. The requirement for public reporting on local Infants and Toddlers Program performance is a critical provision in ensuring accountability focusing on improved results for infants and toddlers with disabilities and their families. MSDE will continue to provide technical assistance opportunities as you work to improve performance under Part C of the IDEA.

Congratulations on your hard work and commitment to excellence. If you have any feedback on our past technical assistance efforts or the need for guidance, we would be happy to hear from you as we work to develop further mechanisms to support local improvement activities. The MSDE is committed to supporting the efforts of the Harford County Infants and Toddlers Program to improve results for infants and toddlers with disabilities and their families. If you have any questions, would like to discuss this further, or want to request technical assistance, please do not hesitate to call me at 410-767-0238.

Sincerely,



Marcella E. Franczkowski, M.S.  
Assistant State Superintendent  
Division of Special Education/  
Early Intervention Services

MF/TS:BMM  
Attachments

c: Bernard Sadusky  
Branch/Section Chiefs

Ann-Marie Spakowski  
Nicol Elliott

# **Harford County Infants and Toddlers Program Part C Local Determination Table**

**Federal Fiscal Year (FFY) 2010 / State Fiscal Year (SFY) 2011  
July 1, 2010 through June 30, 2011**

<b>Monitoring Priorities and Indicators</b>	<b>Status</b>	<b>MSDE Analysis/Next Steps</b>
1. Percent of infants and toddlers with IFSPs who receive the early intervention services on their IFSPs in a timely manner. (20 U.S.C. 1416(a)(3)(A) and 1442) [Compliance Indicator]	The Harford County Infants and Toddlers Program data for this indicator are 89.9%. This represents a decrease from the FFY 2009* results of 96.8%. The State's target for this indicator is 100%.  *FFY 2009: July 1, 2009-June 30, 2010	The Harford County Infants and Toddlers Program data did not meet the State's target for this indicator.  MSDE expects the Harford County Infants and Toddlers Program to fully implement improvement activities to ensure correction of noncompliance as soon as possible but in no case later than one year.
2. Percent of infants and toddlers with IFSPs who primarily receive early intervention services in the home or community-based settings. (20 U.S.C. 1416(a)(3)(A) and 1442) [Results Indicator]	The Harford County Infants and Toddlers Program data for this indicator are 96.6%. This represents an increase from the FFY 2009 results of 95.0%. The State's target is 91.0%.	The Harford County Infants and Toddlers Program data met the State's target for this indicator.  MSDE looks forward to the Harford County Infants and Toddlers Program FFY 2011 data demonstrating continued success.
4A. Percent of families participating in Part C who report that early intervention services have helped the family: A. Know their rights; (20 U.S.C. 1416(a)(3)(A) and 1442) [Results Indicator]	The Harford County Infants and Toddlers Program data for this indicator are 90.8%. This represents an increase from the FFY 2009 results of 84.1%. The State's target for this indicator is 78.0%.	The Harford County Infants and Toddlers Program data met the State's target for this indicator.  MSDE looks forward to the Harford County Infants and Toddlers Program FFY 2011 data demonstrating continued success.



Monitoring Priorities and Indicators	Status	MSDE Analysis/Next Steps
<p>4B. Percent of families participating in Part C who report that early intervention services have helped the family:</p> <p>B. Effectively communicate their children's needs</p> <p>(20 U.S.C. 1416(a)(3)(A) and 1442)</p> <p>[Results Indicator]</p>	<p>The Harford County Infants and Toddlers Program data for this indicator are 89.6%. This represents an increase from the FFY 2009 results of 83.3%. The State's target for this indicator is 76.0%.</p>	<p>The Harford County Infants and Toddlers Program data met the State's target for this indicator.</p> <p>MSDE looks forward to the Harford County Infants and Toddlers Program FFY 2011 data demonstrating continued success.</p>
<p>4C. Percent of families participating in Part C who report that early intervention services have helped the family:</p> <p>C. Help their children develop and learn.</p> <p>(20 U.S.C. 1416(a)(3)(A) and 1442)</p> <p>[Results Indicator]</p>	<p>The Harford County Infants and Toddlers Program data for this indicator are 93.3%. This represents an increase from the FFY 2009 results of 92.1%. The State's target for this indicator is 86.0%.</p>	<p>The Harford County Infants and Toddlers Program data met the State's target for this indicator.</p> <p>MSDE looks forward to the Harford County Infants and Toddlers Program FFY 2011 data demonstrating continued success.</p>
<p>5. Percent of infants and toddlers birth to 1 with IFSPs compared to national data.</p> <p>(20 U.S.C. 1416(a)(3)(B) and 1442)</p> <p>[Results Indicator]</p>	<p>The Harford County Infants and Toddlers Program data for this indicator are 1.61%. This represents an increase from the FFY 2009 results of 1.23%. The State's target is 1.50%.</p>	<p>The Harford County Infants and Toddlers Program data met the State's target for this indicator.</p> <p>MSDE looks forward to the Harford County Infants and Toddlers Program FFY 2011 data demonstrating continued success.</p>


Monitoring Priorities and Indicators	Status	MSDE Analysis/Next Steps
<p>6. Percent of infants and toddlers birth to 3 with IFSPs compared to national data. (20 U.S.C. 1416(a)(3)(B) and 1442) [Results Indicator]</p>	<p>The Harford County Infants and Toddlers Program data for this indicator are 4.04%. This is an increase from the FFY 2009 results of 3.80%. The State's target for this indicator is 2.88%.</p>	<p>The Harford County Infants and Toddlers Program data met the State's target for this indicator.  MSDE looks forward to the Harford County Infants and Toddlers Program FFY 2011 data demonstrating continued success.</p>
<p>7. Percent of eligible infants and toddlers with IFSPs for whom an evaluation and assessment and an initial IFSP meeting were conducted within Part C's 45-day timeline. (20 U.S.C. 1416(a)(3)(B) and 1442) [Compliance Indicator]</p>	<p>The Harford County Infants and Toddlers Program data for this indicator are 96.8%. This represents a decrease from the FFY 2009 result of 99.7%. The State's target for this indicator is 100%.</p>	<p>The Harford County Infants and Toddlers Program data represent substantial compliance for this indicator.  MSDE looks forward to the Harford County Infants and Toddlers Program FFY 2011 data demonstrating 100% compliance and expects the program to fully implement improvement activities to ensure correction of noncompliance as soon as possible but in no case later than one year.</p>
<p>8A. Percent of all children exiting Part C who received timely transition planning to support the child's transition to preschool and other appropriate community services by their third birthday including: A. IFSPs with transition steps and services; (20 U.S.C. 1416(a)(3)(B) and 1442) [Compliance Indicator]</p>	<p>The Harford County Infants and Toddlers Program data for this indicator are 100%. This is the same result reported for FFY 2009. The State's target for this indicator is 100%.</p>	<p>The Harford County Infants and Toddlers Program data met the State's target for this indicator.  MSDE looks forward to the Harford County Infants and Toddlers Program FFY 2011 data demonstrating continued compliance.</p>



Monitoring Priorities and Indicators	Status	MSDE Analysis/Next Steps
<p>8B. Percent of all children exiting Part C who received timely transition planning to support the child's transition to preschool and other appropriate community services by their third birthday including:</p> <p>B. Notification to LEA, if child potentially eligible for Part B; and (20 U.S.C. 1416(a)(3)(B) and 1442)</p> <p>[Compliance Indicator]</p>	<p>The Harford County Infants and Toddlers Program data for this indicator are 100%. This is the same result reported for FFY 2009. The State's target for this indicator is 100%.</p>	<p>The Harford County Infants and Toddlers Program data met the State's target for this indicator.</p> <p>MSDE looks forward to the Harford County Infants and Toddlers Program FFY 2011 data demonstrating continued compliance.</p>
<p>8C. Percent of all children exiting Part C who received timely transition planning to support the child's transition to preschool and other appropriate community services by their third birthday including:</p> <p>C. Transition conference, if child potentially eligible for Part B. (20 U.S.C. 1416(a)(3)(B) and 1442).</p> <p>[Compliance Indicator]</p>	<p>The Harford County Infants and Toddlers Program data for this indicator are 100%. This represents an increase from the FFY 2009 result of 98.1%. The State's target for this indicator is 100%.</p>	<p>The Harford County Infants and Toddlers Program data met the State's target for this indicator.</p> <p>MSDE looks forward to the Harford County Infants and Toddlers Program FFY 2011 data demonstrating continued compliance.</p>
<p>9. General supervision system (including monitoring, complaints, hearings, etc.) identifies and corrects noncompliance as soon as possible but in no case later than one year from identification. (20 U.S.C. 1416(a)(3)(B) and 1442)</p> <p>[Compliance Indicator]</p>	<p>The Harford County Infants and Toddlers Program had 3 (of 3) incidences of noncompliance in FFY 2009 that were corrected within 1 year of notification. The State's target for this indicator is 100%.</p>	<p>The Harford County Infants and Toddlers Program data met the State's target for this indicator.</p> <p>MSDE looks forward to the Harford County Infants and Toddlers Program FFY 2011 data demonstrating continued compliance.</p>

Monitoring Priorities and Indicators	Status	MSDE Analysis/Next Steps
<p>14. State reported data (618 and State Performance Plan and Annual Performance Report) are timely and accurate.</p> <p>(20 U.S.C. 1416(a)(3)(B) and 1442)</p> <p>[Compliance Indicator]</p>	<p>Harford County Infants and Toddlers Program submitted 618 data, fiscal reports, and program reports in a timely and accurate manner.</p>	<p>Harford County Infants and Toddlers Program data met the State's target for the timely and accurate submission of required 618 data and program reports for FFY 2010.</p> <p>MSDE expects the Harford County Infants and Toddlers Program's submission of required FFY 2011 data to be timely and accurate.</p>





Bernard J. Sadusky, Ed.D.  
Interim State Superintendent of Schools

200 West Baltimore Street • Baltimore, MD 21201 • 410-767-0100 • 410-333-6442 TTY/TDD • MarylandPublicSchools.org

May 9, 2012

Dr. Sydney L. Cousin  
Superintendent  
Howard County Public Schools  
10910 Route 108  
Ellicott City, MD 21042

Dear Dr. Cousin:

The Individuals with Disabilities Education Act 2004 (IDEA) focuses on each state's accountability on the State Performance Plan (SPP) indicators defined by the Office of Special Education Programs (OSEP). OSEP reviews each state's SPP and Annual Performance Report (APR) annually. Using the information obtained through review of the APR and other data sources, OSEP evaluates each state's performance on these indicators, and assigns each state to one of four levels of determination: Meets Requirements, Needs Assistance, Needs Intervention, or Needs Substantial Intervention. The determinations required under the federal statute are part of the on-going efforts to improve results for children and youth with disabilities. The Maryland State Department of Education (MSDE) anticipates receiving its current federal determination for Federal Fiscal Year (FFY) 2010 (2010-2011) Part C in early June 2012. In accordance with 34 CFR §300.606, if OSEP identifies MSDE as Needs Assistance, Needs Intervention, or Needs Substantial Intervention, MSDE is required to notify local school systems, public agencies, the media, and the public of the action.

Pursuant to 20 U.S.C. §1416(a)(1)(C)(i), MSDE is also required to make determinations annually on the performance of each Infants and Toddlers Program in the State using the categories in 34 C.F.R. §300.603(b)(1), use appropriate mechanisms, consistent with 34 C.F.R. §300.604, which must include, if applicable, the enforcement mechanisms identified in 34 C.F.R. §300.604(a)(1) (technical assistance), (a)(3) (conditions on funding of a local school system), (b)(2)(i) (a corrective action plan or improvement plan), (b)(2)(v) (withholding funds, in whole or in part by MSDE), and (c)(2) (withholding funds, in whole or part, by MSDE). In accordance with 20 U.S.C. §1416(e) and 34 C.F.R. §300.603(b)(1), MSDE must use one of the following four categories to assign a determination to each Infants and Toddlers Program: Meets Requirements, Needs Assistance, Needs Intervention, and Needs Substantial Intervention.

The MSDE, Division of Special Education/Early Intervention Services, uses a results-based rubric on specific indicators to rate each public agency's performance in meeting the State's targets for FFY 2010. Attached is a document entitled "Part C and Part B Public Agency Determination" that lists the Part C indicators included in making determinations. MSDE carefully considered all aspects of this process. Based on FFY2010 data, as well as information obtained through monitoring and complaint investigations (if any), the Howard County Infants and Toddlers Program has been determined to be **Meets Requirements**.

**Maryland Public Schools: #1 in the Nation Four Years in a Row**



Dr. Sydney L. Cousin

May 9, 2012

Page 2

To be in the category of Meets Requirements, the Howard County Infants and Toddlers Program must have met or exceeded the State's target on at least 2 performance indicators (2, 4a, 4b, 4c, 5, and 6) and Natural Environment data (Indicator 2) is not significantly below the State's target. In addition, the Howard County Infants and Toddlers Program must have demonstrated at least substantial compliance (at least 95.0%) for at least five of the six compliance indicators (1, 7, 8a, 8b, 8c, and 14), and demonstrated full compliance (100%) in at least 2 compliance indicators.

Finally, all previously identified noncompliance, including fiscal noncompliance, must have been corrected within one year of notification (Indicator 9).

Attached to this letter are copies of the following documents:

- Part C Local Determination Table; and
- Part C Local Determination Framework for Technical Assistance and Intervention.

The "Part C Local Determination Table" provides an analysis of the Howard County Infants and Toddlers Program data. The "Part C Local Determination Framework for Technical Assistance and Intervention" provides additional information relative to technical assistance and support available to your local Infants and Toddlers Program.

As you know, the State must report annually to the public on the performance of each local Infants and Toddlers Program on the targets in the SPP under IDEA. The public may access the MSDE IDEA performance report at <http://mdideareport.org>. The requirement for public reporting on local Infants and Toddlers Program performance is a critical provision in ensuring accountability focusing on improved results for infants and toddlers with disabilities and their families. MSDE will continue to provide technical assistance opportunities as you work to improve performance under Part C of the IDEA.

Congratulations on your hard work and commitment to excellence. If you have any feedback on our past technical assistance efforts or the need for guidance, we would be happy to hear from you as we work to develop further mechanisms to support local improvement activities. The MSDE is committed to supporting the efforts of the Howard County Infants and Toddlers Program to improve results for infants and toddlers with disabilities and their families. If you have any questions, would like to discuss this further, or want to request technical assistance, please do not hesitate to call me at 410-767-0238.

Sincerely,



Marcella E. Franczkowski, M.S.  
Assistant State Superintendent  
Division of Special Education/  
Early Intervention Services

MF/TS:BMM  
Attachments

c: Bernard Sadusky  
Branch/Section Chiefs

Patty Daley  
Amy Hickey



## Howard County Infants and Toddlers Program

### Part C Local Determination Table

Federal Fiscal Year (FFY) 2010 / State Fiscal Year (SFY) 2011

July 1, 2010 through June 30, 2011

Monitoring Priorities and Indicators	Status	MSDE Analysis/Next Steps
<p>1. Percent of infants and toddlers with IFSPs who receive the early intervention services on their IFSPs in a timely manner. (20 U.S.C. 1416(a)(3)(A) and 1442) [Compliance Indicator]</p>	<p>The Howard County Infants and Toddlers Program data for this indicator are 99.6%. This represents a decrease from the FFY 2009* data of 100%. The State's target for this indicator is 100%.  *FFY 2009: July 1, 2009-June 30, 2010</p>	<p>The Howard County Infants and Toddlers Program data represent substantial compliance for this indicator.  MSDE looks forward to the Howard County Infants and Toddlers Program FFY 2011 data demonstrating 100% compliance and expects the program to fully implement improvement activities to ensure correction of noncompliance as soon as possible but in no case later than one year.</p>
<p>2. Percent of infants and toddlers with IFSPs who primarily receive early intervention services in the home or community-based settings. (20 U.S.C. 1416(a)(3)(A) and 1442) [Results Indicator]</p>	<p>The Howard County Infants and Toddlers Program data for this indicator are 99.7%. This represents an increase from the FFY 2009 results of 95.3%. The State's target is 91.0%.</p>	<p>The Howard County Infants and Toddlers Program data met the State's target for this indicator.  MSDE looks forward to the Howard County Infants and Toddlers Program FFY 2011 data demonstrating continued success.</p>
<p>4A. Percent of families participating in Part C who report that early intervention services have helped the family: A. Know their rights; (20 U.S.C. 1416(a)(3)(A) and 1442) [Results Indicator]</p>	<p>The Howard County Infants and Toddlers Program data for this indicator are 93.1%. This represents an increase from the FFY 2009 results of 80.0%. The State's target for this indicator is 78.0%.</p>	<p>The Howard County Infants and Toddlers Program data met the State's target for this indicator.  MSDE looks forward to the Howard County Infants and Toddlers Program FFY 2011 data demonstrating continued success.</p>

Monitoring Priorities and Indicators	Status	MSDE Analysis/Next Steps
<p>4B. Percent of families participating in Part C who report that early intervention services have helped the family:</p> <p>B. Effectively communicate their children's needs</p> <p>(20 U.S.C. 1416(a)(3)(A) and 1442)</p> <p>[Results Indicator]</p>	<p>The Howard County Infants and Toddlers Program data for this indicator are 90.8%. This represents an increase from the FFY 2009 results of 75.0%. The State's target for this indicator is 76.0%.</p>	<p>The Howard County Infants and Toddlers Program data met the State's target for this indicator.</p> <p>MSDE looks forward to the Howard County Infants and Toddlers Program FFY 2011 data demonstrating continued success.</p>
<p>4C. Percent of families participating in Part C who report that early intervention services have helped the family:</p> <p>C. Help their children develop and learn.</p> <p>(20 U.S.C. 1416(a)(3)(A) and 1442)</p> <p>[Results Indicator]</p>	<p>The Howard County Infants and Toddlers Program data for this indicator are 92.7%. This represents increase from the FFY 2009 results of 85.0%. The State's target for this indicator is 86.0%.</p>	<p>The Howard County Infants and Toddlers Program data met the State's target for this indicator.</p> <p>MSDE looks forward to the Howard County Infants and Toddlers Program FFY 2011 data demonstrating continued success.</p>
<p>5. Percent of infants and toddlers birth to 1 with IFSPs compared to national data.</p> <p>(20 U.S.C. 1416(a)(3)(B) and 1442)</p> <p>[Results Indicator]</p>	<p>The Howard County Infants and Toddlers Program data for this indicator are 1.36%. This represents an increase from the FFY 2009 results of 1.06%. The State's target is 1.50%.</p>	<p>The Howard County Infants and Toddlers Program data did not meet the State's target for this indicator.</p> <p>MSDE expects the Howard County Infants and Toddlers Program to fully implement improvement activities to ensure results that meet the State's target.</p>




Monitoring Priorities and Indicators	Status	MSDE Analysis/Next Steps
<p>6. Percent of infants and toddlers birth to 3 with IFSPs compared to national data. (20 U.S.C. 1416(a)(3)(B) and 1442) [Results Indicator]</p>	<p>The Howard County Infants and Toddlers Program data for this indicator are 2.85%. This is a decrease from the FFY 2009 results of 3.03%. The State's target for this indicator is 2.88%.</p>	<p>The Howard County Infants and Toddlers Program data did not meet the State's target for this indicator.  MSDE expects the Howard County Infants and Toddlers Program to fully implement improvement activities to ensure results that meet the State's target.</p>
<p>7. Percent of eligible infants and toddlers with IFSPs for whom an evaluation and assessment and an initial IFSP meeting were conducted within Part C's 45-day timeline. (20 U.S.C. 1416(a)(3)(B) and 1442) [Compliance Indicator]</p>	<p>The Howard County Infants and Toddlers Program data for this indicator are 99.7%. This represents a decrease from the FFY 2009 results of 100%. The State's target for this indicator is 100%.</p>	<p>The Howard County Infants and Toddlers Program data represent substantial compliance for this indicator.  MSDE looks forward to the Howard County Infants and Toddlers Program FFY 2011 data demonstrating 100% compliance and expects the program to fully implement improvement activities to ensure correction of noncompliance as soon as possible but in no case later than one year.</p>
<p>8A. Percent of all children exiting Part C who received timely transition planning to support the child's transition to preschool and other appropriate community services by their third birthday including: A. IFSPs with transition steps and services; (20 U.S.C. 1416(a)(3)(B) and 1442) [Compliance Indicator]</p>	<p>The Howard County Infants and Toddlers Program data for this indicator are 100%. This is the same result reported in FFY 2009. The State's target for this indicator is 100%.</p>	<p>The Howard County Infants and Toddlers Program data met the State's target for this indicator.  MSDE looks forward to the Howard County Infants and Toddlers Program FFY 2011 data demonstrating continued compliance.</p>

Monitoring Priorities and Indicators	Status	MSDE Analysis/Next Steps
<p>8B. Percent of all children exiting Part C who received timely transition planning to support the child's transition to preschool and other appropriate community services by their third birthday including:</p> <p>B. Notification to LEA, if child potentially eligible for Part B; and</p> <p>(20 U.S.C. 1416(a)(3)(B) and 1442)</p> <p>[Compliance Indicator]</p>	<p>The Howard County Infants and Toddlers Program data for this indicator are 100%. This is the same result reported in FFY 2009. The State's target for this indicator is 100%.</p>	<p>The Howard County Infants and Toddlers Program data met the State's target for this indicator.</p> <p>MSDE looks forward to the Howard County Infants and Toddlers Program FFY 2011 data demonstrating continued compliance.</p>
<p>8C. Percent of all children exiting Part C who received timely transition planning to support the child's transition to preschool and other appropriate community services by their third birthday including:</p> <p>C. Transition conference, if child potentially eligible for Part B.</p> <p>(20 U.S.C. 1416(a)(3)(B) and 1442).</p> <p>[Compliance Indicator]</p>	<p>The Howard County Infants and Toddlers Program data for this indicator are 100%. This is the same result reported in FFY 2009. The State's target for this indicator is 100%.</p>	<p>The Howard County Infants and Toddlers Program data met the State's target for this indicator.</p> <p>MSDE looks forward to the Howard County Infants and Toddlers Program FFY 2011 data demonstrating continued compliance.</p>
<p>9. General supervision system (including monitoring, complaints, hearings, etc.) identifies and corrects noncompliance as soon as possible but in no case later than one year from identification.</p> <p>(20 U.S.C. 1416(a)(3)(B) and 1442)</p> <p>[Compliance Indicator]</p>	<p>The Howard County Infants and Toddlers Program had 2 (of 2) incidences of noncompliance in FFY 2009 that were corrected within 1 year of notification. The State's target for this indicator is 100%.</p>	<p>The Howard County Infants and Toddlers Program data met the State's target for this indicator.</p> <p>MSDE looks forward to the Howard County Infants and Toddlers Program FFY 2011 data demonstrating continued compliance.</p>



Monitoring Priorities and Indicators	Status	MSDE Analysis/Next Steps
<p>14. State reported data (618 and State Performance Plan and Annual Performance Report) are timely and accurate.</p> <p>(20 U.S.C. 1416(a)(3)(B) and 1442)</p> <p>[Compliance Indicator]</p>	<p>Howard County Infants and Toddlers Program submitted the 618 Data, fiscal reports, and programmatic reports in an accurate and timely fashion.</p>	<p>Howard County Infants and Toddlers' data met the State's target for accurate submission of required 618 Data, Fiscal Reports and Program Reports for FFY 2010.</p> <p>MSDE expects the Howard County Infants and Toddlers Program's submission of required FFY 2011 data to be timely and accurate.</p>



Bernard J. Sadusky, Ed.D.  
Interim State Superintendent of Schools

200 West Baltimore Street • Baltimore, MD 21201 • 410-767-0100 • 410-333-6442 TTY/TDD • MarylandPublicSchools.org

May 9, 2012

Dr. A. Barbara Wheeler  
Superintendent  
Kent County Public Schools  
5608 Boundary Avenue  
Rock Hall, MD 21661

Dear Dr. Wheeler:

The Individuals with Disabilities Education Act 2004 (IDEA) focuses on each state's accountability on the State Performance Plan (SPP) indicators defined by the Office of Special Education Programs (OSEP). OSEP reviews each state's SPP and Annual Performance Report (APR) annually. Using the information obtained through review of the APR and other data sources, OSEP evaluates each state's performance on these indicators, and assigns each state to one of four levels of determination: Meets Requirements, Needs Assistance, Needs Intervention, or Needs Substantial Intervention. The determinations required under the federal statute are part of the on-going efforts to improve results for children and youth with disabilities. The Maryland State Department of Education (MSDE) anticipates receiving its current federal determination for Federal Fiscal Year (FFY) 2010 (2010-2011) Part C in early June 2012. In accordance with 34 CFR §300.606, if OSEP identifies MSDE as Needs Assistance, Needs Intervention, or Needs Substantial Intervention, MSDE is required to notify local school systems, public agencies, the media, and the public of the action.

Pursuant to 20 U.S.C. §1416(a)(1)(C)(i), MSDE is also required to make determinations annually on the performance of each Infants and Toddlers Program in the State using the categories in 34 C.F.R. §300.603(b)(1), use appropriate mechanisms, consistent with 34 C.F.R. §300.604, which must include, if applicable, the enforcement mechanisms identified in 34 C.F.R. §300.604(a)(1) (technical assistance), (a)(3) (conditions on funding of a local school system), (b)(2)(i) (a corrective action plan or improvement plan), (b)(2)(v) (withholding funds, in whole or in part by MSDE), and (c)(2) (withholding funds, in whole or part, by MSDE). In accordance with 20 U.S.C. §1416(e) and 34 C.F.R. §300.603(b)(1), MSDE must use one of the following four categories to assign a determination to each Infants and Toddlers Program: Meets Requirements, Needs Assistance, Needs Intervention, and Needs Substantial Intervention.

The MSDE, Division of Special Education/Early Intervention Services, uses a results-based rubric on specific indicators to rate each public agency's performance in meeting the State's targets for FFY 2010. Attached is a document entitled "Part C and Part B Public Agency Determination" that lists the Part C indicators included in making determinations. MSDE carefully considered all aspects of this process. Based on FFY2010 data, as well as information obtained through monitoring and complaint investigations (if any), the Kent County Infants and Toddlers Program has been determined to be **Meets Requirements**.

**Maryland Public Schools: #1 in the Nation Four Years in a Row**



Dr. A. Barbara Wheeler

May 9, 2012

Page 2

To be in the category of Meets Requirements, the Kent County Infants and Toddlers Program must have met or exceeded the State's target on at least 2 performance indicators (2, 4a, 4b, 4c, 5, and 6) and Natural Environment data (Indicator 2) is not significantly below the State's target. In addition, the Kent County Infants and Toddlers Program must have demonstrated at least substantial compliance (at least 95.0%) for at least five of the six compliance indicators (1, 7, 8a, 8b, 8c, and 14), and demonstrated full compliance (100%) in at least 2 compliance indicators.

Finally, all previously identified noncompliance, including fiscal noncompliance, must have been corrected within one year of notification (Indicator 9).

Attached to this letter are copies of the following documents:

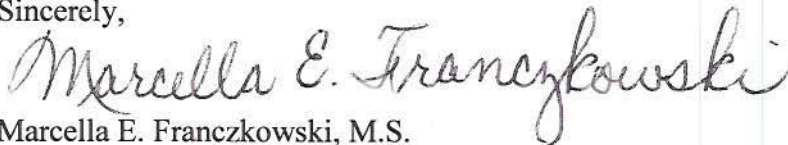
- Part C Local Determination Table; and
- Part C Local Determination Framework for Technical Assistance and Intervention.

The "Part C Local Determination Table" provides an analysis of the Kent County Infants and Toddlers Program data. The "Part C Local Determination Framework for Technical Assistance and Intervention" provides additional information relative to technical assistance and support available to your local Infants and Toddlers Program.

As you know, the State must report annually to the public on the performance of each local Infants and Toddlers Program on the targets in the SPP under IDEA. The public may access the MSDE IDEA performance report at <http://mdideareport.org>. The requirement for public reporting on local Infants and Toddlers Program performance is a critical provision in ensuring accountability focusing on improved results for infants and toddlers with disabilities and their families. MSDE will continue to provide technical assistance opportunities as you work to improve performance under Part C of the IDEA.

Congratulations on your hard work and commitment to excellence. If you have any feedback on our past technical assistance efforts or the need for guidance, we would be happy to hear from you as we work to develop further mechanisms to support local improvement activities. The MSDE is committed to supporting the efforts of the Kent County Infants and Toddlers Program to improve results for infants and toddlers with disabilities and their families. If you have any questions, would like to discuss this further, or want to request technical assistance, please do not hesitate to call me at 410-767-0238.

Sincerely,



Marcella E. Franczkowski, M.S.  
Assistant State Superintendent  
Division of Special Education/  
Early Intervention Services

MF/TS:BMM  
attachments

c: Bernard Sadusky  
Branch/Section Chiefs

Laura Cochran

## Kent County Infants and Toddlers Program

### Part C Local Determination Table

**Federal Fiscal Year (FFY) 2010 / State Fiscal Year (SFY) 2011**

**July 1, 2010 through June 30, 2011**

Monitoring Priorities and Indicators	Status	MSDE Analysis/Next Steps
<p>1. Percent of infants and toddlers with IFSPs who receive the early intervention services on their IFSPs in a timely manner. (20 U.S.C. 1416(a)(3)(A) and 1442) [Compliance Indicator]</p>	<p>The Kent County Infants and Toddlers Program data for this indicator are 100%. This is the same result reported for FFY 2009*. The State's target for this indicator is 100%.</p> <p>*FFY 2009: July 1, 2009-June 30, 2010</p>	<p>The Kent County Infants and Toddlers Program data met the State's target for this indicator.</p> <p>MSDE looks forward to the Kent County Infants and Toddlers Program FFY 2011 data demonstrating continued compliance.</p>
<p>2. Percent of infants and toddlers with IFSPs who primarily receive early intervention services in the home or community-based settings. (20 U.S.C. 1416(a)(3)(A) and 1442) [Results Indicator]</p>	<p>The Kent County Infants and Toddlers Program data for this indicator are 100%. This is the same result reported for FFY 2009. The State's target is 91.0%.</p>	<p>The Kent County Infants and Toddlers Program data met the State's target for this indicator.</p> <p>MSDE looks forward to the Kent County Infants and Toddlers Program FFY 2011 data demonstrating continued success.</p>
<p>4A. Percent of families participating in Part C who report that early intervention services have helped the family: A. Know their rights; (20 U.S.C. 1416(a)(3)(A) and 1442) [Results Indicator]</p>	<p>The Kent County Infants and Toddlers Program data for this indicator are 100%. This represents an increase from the FFY 2009 results of 60.0%. The State's target for this indicator is 78.0%.</p>	<p>The Kent County Infants and Toddlers Program data met the State's target for this indicator.</p> <p>MSDE looks forward to the Kent County Infants and Toddlers Program FFY 2011 data demonstrating continued success.</p>



Monitoring Priorities and Indicators	Status	MSDE Analysis/Next Steps
<p>4B. Percent of families participating in Part C who report that early intervention services have helped the family:</p> <p>B. Effectively communicate their children's needs</p> <p>(20 U.S.C. 1416(a)(3)(A) and 1442)</p> <p>[Results Indicator]</p>	<p>The Kent County Infants reported no data for this indicator. The FFY 2009 results for this indicator were 60.0%. The State's target for this indicator is 76.0%.</p>	<p>The Kent County Infants and Toddlers Program data did not meet the State's target for this indicator.</p> <p>MSDE expects the Kent County Infants and Toddlers Program to fully implement improvement activities to obtain family survey data and to ensure results that meet the State's target.</p>
<p>4C. Percent of families participating in Part C who report that early intervention services have helped the family:</p> <p>C. Help their children develop and learn.</p> <p>(20 U.S.C. 1416(a)(3)(A) and 1442)</p> <p>[Results Indicator]</p>	<p>The Kent County Infants reported no data for this indicator. The FFY 2009 results for this indicator were 100%. The State's target for this indicator is 86.0%.</p>	<p>The Kent County Infants and Toddlers Program data did not meet the State's target for this indicator.</p> <p>MSDE expects the Kent County Infants and Toddlers Program to fully implement improvement activities to obtain family survey data and to ensure results that meet the State's target.</p>
<p>5. Percent of infants and toddlers birth to 1 with IFSPs compared to national data.</p> <p>(20 U.S.C. 1416(a)(3)(B) and 1442)</p> <p>[Results Indicator]</p>	<p>The Kent County Infants and Toddlers Program data for this indicator are 0.00%. This represents a decrease from the FFY 2009 results of 0.43%. The State's target is 1.50%.</p>	<p>The Kent County Infants and Toddlers Program data did not meet the State's target for this indicator.</p> <p>MSDE expects the Kent County Infants and Toddlers Program to fully implement improvement activities to ensure results that meet the State's target.</p>


Monitoring Priorities and Indicators	Status	MSDE Analysis/Next Steps
<p>6. Percent of infants and toddlers birth to 3 with IFSPs compared to national data. (20 U.S.C. 1416(a)(3)(B) and 1442) [Results Indicator]</p>	<p>The Kent County Infants and Toddlers Program data for this indicator are 1.02%. This is a decrease from the FFY 2009 results of 1.55%. The State's target for this indicator is 2.88%.</p>	<p>The Kent County Infants and Toddlers Program data did not meet the State's target for this indicator.  MSDE expects the Kent County Infants and Toddlers Program to fully implement improvement activities to ensure results that meet the State's target.</p>
<p>7. Percent of eligible infants and toddlers with IFSPs for whom an evaluation and assessment and an initial IFSP meeting were conducted within Part C's 45-day timeline. (20 U.S.C. 1416(a)(3)(B) and 1442) [Compliance Indicator]</p>	<p>The Kent County Infants and Toddlers Program data for this indicator are 100%. This is the same result reported for FFY 2009 of 100%. The State's target for this indicator is 100%.</p>	<p>The Kent County Infants and Toddlers Program data met the State's target for this indicator.  MSDE looks forward to the Kent County Infants and Toddlers Program FFY 2011 data demonstrating continued compliance.</p>
<p>8A. Percent of all children exiting Part C who received timely transition planning to support the child's transition to preschool and other appropriate community services by their third birthday including: A. IFSPs with transition steps and services; (20 U.S.C. 1416(a)(3)(B) and 1442) [Compliance Indicator]</p>	<p>The Kent County Infants and Toddlers Program data for this indicator are 50%. This represents a decrease from the FFY 2009 results of 100%. The State's target for this indicator is 100%.</p>	<p>The Kent County Infants and Toddlers Program data did not meet the State's target for this indicator.  MSDE expects the Kent County Infants and Toddlers Program to fully implement improvement activities to ensure correction of noncompliance as soon as possible but in no case later than one year.</p>



Monitoring Priorities and Indicators	Status	MSDE Analysis/Next Steps
<p>8B. Percent of all children exiting Part C who received timely transition planning to support the child's transition to preschool and other appropriate community services by their third birthday including:</p> <p>B. Notification to LEA, if child potentially eligible for Part B; and (20 U.S.C. 1416(a)(3)(B) and 1442)</p> <p>[Compliance Indicator]</p>	<p>The Kent County Infants and Toddlers Program data for this indicator are 100%. This is the same result reported for FFY 2009. The State's target for this indicator is 100%.</p>	<p>The Kent County Infants and Toddlers Program data met the State's target for this indicator.</p> <p>MSDE looks forward to the Kent County Infants and Toddlers Program FFY 2011 data demonstrating continued compliance.</p>
<p>8C. Percent of all children exiting Part C who received timely transition planning to support the child's transition to preschool and other appropriate community services by their third birthday including:</p> <p>C. Transition conference, if child potentially eligible for Part B. (20 U.S.C. 1416(a)(3)(B) and 1442).</p> <p>[Compliance Indicator]</p>	<p>The Kent County Infants and Toddlers Program data for this indicator are 100%. This is the same result reported for FFY 2009. The State's target for this indicator is 100%.</p>	<p>The Kent County Infants and Toddlers Program data met the State's target for this indicator.</p> <p>MSDE looks forward to the Kent County Infants and Toddlers Program FFY 2011 data demonstrating continued compliance.</p>
<p>9. General supervision system (including monitoring, complaints, hearings, etc.) identifies and corrects noncompliance as soon as possible but in no case later than one year from identification. (20 U.S.C. 1416(a)(3)(B) and 1442)</p> <p>[Compliance Indicator]</p>	<p>The Kent County Infants and Toddlers Program had no incidences of noncompliance in FFY 2009 that needed correction within 1 year of notification. The State's target for this indicator is 100%.</p>	<p>The Kent County Infants and Toddlers Program data met the State's target for this indicator.</p> <p>MSDE looks forward to the Kent County Infants and Toddlers Program FFY 2011 data demonstrating continued compliance.</p>

Monitoring Priorities and Indicators	Status	MSDE Analysis/Next Steps
<p>14. State reported data (618 and State Performance Plan and Annual Performance Report) are timely and accurate.</p> <p>(20 U.S.C. 1416(a)(3)(B) and 1442)</p> <p>[Compliance Indicator]</p>	<p>Kent County Infants and Toddlers Program submitted the 618 Data, the Semi-Annual Program Report, and the Final Fiscal Report in a timely and accurate manner. However, the submission of the Final Program Report and the Semi-Annual Fiscal Report were considered untimely.</p>	<p>Kent County Infants and Toddlers Program data did not meet the State's target for the timely and accurate submission of required 618 data, Program Reports, and Fiscal Reports for FFY 2010.</p> <p>MSDE expects the Kent County Infants and Toddlers Program's submission of required FFY 2011 data to be timely and accurate.</p>





Bernard J. Sadusky, Ed.D.  
Interim State Superintendent of Schools

200 West Baltimore Street • Baltimore, MD 21201 • 410-767-0100 • 410-333-6442 TTY/TDD • MarylandPublicSchools.org

May 9, 2012

Ms. Uma S. Ahluwalia, Director  
Montgomery County  
Department of Health and Human Services  
401 Hungerford Drive, 3<sup>rd</sup> floor  
Rockville, MD 20850

Dear Ms. Ahluwalia:

The Individuals with Disabilities Education Act 2004 (IDEA) focuses on each state's accountability on the State Performance Plan (SPP) indicators defined by the Office of Special Education Programs (OSEP). OSEP reviews each state's SPP and Annual Performance Report (APR) annually. Using the information obtained through review of the APR and other data sources, OSEP evaluates each state's performance on these indicators, and assigns each state to one of four levels of determination: Meets Requirements, Needs Assistance, Needs Intervention, or Needs Substantial Intervention. The determinations required under the federal statute are part of the on-going efforts to improve results for children and youth with disabilities. The Maryland State Department of Education (MSDE) anticipates receiving its current federal determination for Federal Fiscal Year (FFY) 2010 (2010-2011) Part C in early June 2012. In accordance with 34 CFR §300.606, if OSEP identifies MSDE as Needs Assistance, Needs Intervention, or Needs Substantial Intervention, MSDE is required to notify local school systems, public agencies, the media, and the public of the action.

Pursuant to 20 U.S.C. §1416(a)(1)(C)(i), MSDE is also required to make determinations annually on the performance of each Infants and Toddlers Program in the State using the categories in 34 C.F.R. §300.603(b)(1), use appropriate mechanisms, consistent with 34 C.F.R. §300.604, which must include, if applicable, the enforcement mechanisms identified in 34 C.F.R. §300.604(a)(1) (technical assistance), (a)(3) (conditions on funding of a local school system), (b)(2)(i) (a corrective action plan or improvement plan), (b)(2)(v) (withholding funds, in whole or in part by MSDE), and (c)(2) (withholding funds, in whole or part, by MSDE). In accordance with 20 U.S.C. §1416(e) and 34 C.F.R. §300.603(b)(1), MSDE must use one of the following four categories to assign a determination to each Infants and Toddlers Program: Meets Requirements, Needs Assistance, Needs Intervention, and Needs Substantial Intervention.

The MSDE, Division of Special Education/Early Intervention Services, uses a results-based rubric on specific indicators to rate each public agency's performance in meeting the State's targets for FFY 2010. Attached is a document entitled "Part C and Part B Public Agency Determination" that lists the Part C indicators included in making determinations. MSDE carefully considered all aspects of this process. Based on FFY2010 data, as well as information obtained through monitoring and complaint investigations (if any), the Montgomery County Infants and Toddlers Program has been determined to be **Meets Requirements**.



To be in the category of Meets Requirements, the Montgomery County Infants and Toddlers Program must have met or exceeded the State's target on at least 2 performance indicators (2, 4a, 4b, 4c, 5, and 6) and Natural Environment data (Indicator 2) is not significantly below the State's target. In addition, the Montgomery County Infants and Toddlers Program must have demonstrated at least substantial compliance (at least 95.0%) for at least five of the six compliance indicators (1, 7, 8a, 8b, 8c, and 14), and demonstrated full compliance (100%) in at least 2 compliance indicators. Finally, all previously identified noncompliance, including fiscal noncompliance, must have been corrected within one year of notification (Indicator 9).

Attached to this letter are copies of the following documents:

- Part C Local Determination Table; and
- Part C Local Determination Framework for Technical Assistance and Intervention.

The "Part C Local Determination Table" provides an analysis of the Montgomery County Infants and Toddlers Program data. The "Part C Local Determination Framework for Technical Assistance and Intervention" provides additional information relative to technical assistance and support available to your local Infants and Toddlers Program.

As you know, the State must report annually to the public on the performance of each local Infants and Toddlers Program on the targets in the SPP under IDEA. The public may access the MSDE IDEA performance report at <http://mdideareport.org>. The requirement for public reporting on local Infants and Toddlers Program performance is a critical provision in ensuring accountability focusing on improved results for infants and toddlers with disabilities and their families. MSDE will continue to provide technical assistance opportunities as you work to improve performance under Part C of the IDEA.

Congratulations on your hard work and commitment to excellence. If you have any feedback on our past technical assistance efforts or the need for guidance, we would be happy to hear from you as we work to develop further mechanisms to support local improvement activities. The MSDE is committed to supporting the efforts of the Montgomery County Infants and Toddlers Program to improve results for infants and toddlers with disabilities and their families. If you have any questions, would like to discuss this further, or want to request technical assistance, please do not hesitate to call me at 410-767-0238.

Sincerely,



Marcella E. Franczkowski, M.S.  
Assistant State Superintendent  
Division of Special Education/  
Early Intervention Services

MF/TS:BMM  
Attachments

c: Bernard Sadusky  
Branch/Section Chiefs

Gwendolyn J. Mason  
Fran Brenneman



## Montgomery County Infants and Toddlers Program

### Part C Local Determination Table

Federal Fiscal Year (FFY) 2010 / State Fiscal Year (SFY) 2011

July 1, 2010 through June 30, 2011

Monitoring Priorities and Indicators	Status	MSDE Analysis/Next Steps
1. Percent of infants and toddlers with IFSPs who receive the early intervention services on their IFSPs in a timely manner. (20 U.S.C. 1416(a)(3)(A) and 1442) [Compliance Indicator]	The Montgomery County Infants and Toddlers Program data for this indicator are 99.1%. This represents a slight decrease from the FFY 2009* data of 99.2%. The State's target for this indicator is 100%.  *FFY 2009: July 1, 2009-June 30, 2010	The Montgomery County Infants and Toddlers Program data represent substantial compliance for this indicator.  MSDE looks forward to the Montgomery County Infants and Toddlers Program FFY 2011 data demonstrating 100% compliance and expects the program to fully implement improvement activities to ensure correction of noncompliance as soon as possible but in no case later than one year.
2. Percent of infants and toddlers with IFSPs who primarily receive early intervention services in the home or community-based settings. (20 U.S.C. 1416(a)(3)(A) and 1442) [Results Indicator]	The Montgomery County Infants and Toddlers Program data for this indicator are 95.3%. This represents an increase from the FFY 2009 results of 93.1%. The State's target is 91.0%.	The Montgomery County Infants and Toddlers Program data met the State's target for this indicator.  MSDE looks forward to the Montgomery County Infants and Toddlers Program FFY 2011 data demonstrating continued success.
4A. Percent of families participating in Part C who report that early intervention services have helped the family: A. Know their rights; (20 U.S.C. 1416(a)(3)(A) and 1442) [Results Indicator]	The Montgomery County Infants and Toddlers Program data for this indicator are 94.7%. This represents an increase from the FFY 2009 results of 87.7%. The State's target for this indicator is 78.0%.	The Montgomery County Infants and Toddlers Program data met the State's target for this indicator.  MSDE looks forward to the Montgomery County Infants and Toddlers Program FFY 2011 data demonstrating continued success.

Monitoring Priorities and Indicators	Status	MSDE Analysis/Next Steps
<p>4B. Percent of families participating in Part C who report that early intervention services have helped the family:</p> <p>B. Effectively communicate their children's needs (20 U.S.C. 1416(a)(3)(A) and 1442) [Results Indicator]</p>	<p>The Montgomery County Infants and Toddlers Program data for this indicator are 94.5%. This represents an increase from the FFY 2009 results of 84.9%. The State's target for this indicator is 76.0%.</p>	<p>The Montgomery County Infants and Toddlers Program data met the State's target for this indicator.</p> <p>MSDE looks forward to the Montgomery County Infants and Toddlers Program FFY 2011 data demonstrating continued success.</p>
<p>4C. Percent of families participating in Part C who report that early intervention services have helped the family:</p> <p>C. Help their children develop and learn. (20 U.S.C. 1416(a)(3)(A) and 1442) [Results Indicator]</p>	<p>The Montgomery County Infants and Toddlers Program data for this indicator are 94.8%. This represents an increase from the FFY 2009 results of 92.9%. The State's target for this indicator is 86.0%.</p>	<p>The Montgomery County Infants and Toddlers Program data met the State's target for this indicator.</p> <p>MSDE looks forward to the Montgomery County Infants and Toddlers Program FFY 2011 data demonstrating continued success.</p>
<p>5. Percent of infants and toddlers birth to 1 with IFSPs compared to national data. (20 U.S.C. 1416(a)(3)(B) and 1442) [Results Indicator]</p>	<p>The Montgomery County Infants and Toddlers Program data for this indicator are 1.96%. This represents an increase from the FFY 2009 results of 1.71%. The State's target is 1.50%.</p>	<p>The Montgomery County Infants and Toddlers Program data met the State's target for this indicator.</p> <p>MSDE looks forward to the Montgomery County Infants and Toddlers Program FFY 2011 data demonstrating continued success.</p>




Monitoring Priorities and Indicators	Status	MSDE Analysis/Next Steps
<p>6. Percent of infants and toddlers birth to 3 with IFSPs compared to national data. (20 U.S.C. 1416(a)(3)(B) and 1442) [Results Indicator]</p>	<p>The Montgomery County Infants and Toddlers Program data for this indicator are 4.66%. This is an increase from the FFY 2009 results of 3.63%. The State's target for this indicator is 2.88%.</p>	<p>The Montgomery County Infants and Toddlers Program data met the State's target for this indicator.  MSDE looks forward to the Montgomery County Infants and Toddlers Program FFY 2011 data demonstrating continued success.</p>
<p>7. Percent of eligible infants and toddlers with IFSPs for whom an evaluation and assessment and an initial IFSP meeting were conducted within Part C's 45-day timeline. (20 U.S.C. 1416(a)(3)(B) and 1442) [Compliance Indicator]</p>	<p>The Montgomery County Infants and Toddlers Program data for this indicator are 99.8%. This represents a slight increase from the FFY 2009 results of 99.7%. The State's target for this indicator is 100%.</p>	<p>The Montgomery County Infants and Toddlers Program data represent substantial compliance for this indicator.  MSDE looks forward to the Montgomery County Infants and Toddlers Program FFY 2011 data demonstrating 100% compliance and expects the program to fully implement improvement activities to ensure correction of noncompliance as soon as possible but in no case later than one year.</p>
<p>8A. Percent of all children exiting Part C who received timely transition planning to support the child's transition to preschool and other appropriate community services by their third birthday including: A. IFSPs with transition steps and services; (20 U.S.C. 1416(a)(3)(B) and 1442) [Compliance Indicator]</p>	<p>The Montgomery County Infants and Toddlers Program data for this indicator are 100%. This is the same result reported for FFY 2009. The State's target for this indicator is 100%.</p>	<p>The Montgomery County Infants and Toddlers Program data met the State's target for this indicator.  MSDE looks forward to the Montgomery County Infants and Toddlers Program FFY 2011 data demonstrating continued compliance.</p>

Monitoring Priorities and Indicators	Status	MSDE Analysis/Next Steps
<p>8B. Percent of all children exiting Part C who received timely transition planning to support the child's transition to preschool and other appropriate community services by their third birthday including:</p> <p>B. Notification to LEA, if child potentially eligible for Part B; and (20 U.S.C. 1416(a)(3)(B) and 1442)</p> <p>[Compliance Indicator]</p>	<p>The Montgomery County Infants and Toddlers Program data for this indicator are 100%. This is the same result reported for FFY 2009. The State's target for this indicator is 100%.</p>	<p>The Montgomery County Infants and Toddlers Program data met the State's target for this indicator.</p> <p>MSDE looks forward to the Montgomery County Infants and Toddlers Program FFY 2011 data demonstrating continued compliance.</p>
<p>8C. Percent of all children exiting Part C who received timely transition planning to support the child's transition to preschool and other appropriate community services by their third birthday including:</p> <p>C. Transition conference, if child potentially eligible for Part B. (20 U.S.C. 1416(a)(3)(B) and 1442).</p> <p>[Compliance Indicator]</p>	<p>The Montgomery County Infants and Toddlers Program data for this indicator are 99.2%. This represents a decrease from the FFY 2009 results of 100%. The State's target for this indicator is 100%.</p>	<p>The Montgomery County Infants and Toddlers Program data represent substantial compliance for this indicator.</p> <p>MSDE looks forward to the Montgomery County Infants and Toddlers Program FFY 2011 data demonstrating 100% compliance and expects the program to fully implement improvement activities to ensure correction of noncompliance as soon as possible but in no case later than one year</p>
<p>9. General supervision system (including monitoring, complaints, hearings, etc.) identifies and corrects noncompliance as soon as possible but in no case later than one year from identification. (20 U.S.C. 1416(a)(3)(B) and 1442)</p> <p>[Compliance Indicator]</p>	<p>The Montgomery County Infants and Toddlers Program had 5 (of 5) incidences of noncompliance in FFY 2009 that were corrected within 1 year of notification. The State's target for this indicator is 100%.</p>	<p>The Montgomery County Infants and Toddlers Program data met the State's target for this indicator.</p> <p>MSDE looks forward to the Montgomery County Infants and Toddlers Program FFY 2011 data demonstrating continued compliance.</p>



Monitoring Priorities and Indicators	Status	MSDE Analysis/Next Steps
<p>14. State reported data (618 and State Performance Plan and Annual Performance Report) are timely and accurate.</p> <p>(20 U.S.C. 1416(a)(3)(B) and 1442)</p> <p>[Compliance Indicator]</p>	<p>Montgomery County Infants and Toddlers Program submitted the 618 Data, programmatic reports, and the Semi-Annual Fiscal Report in a timely and accurate manner. However, submission of the Final Fiscal Report was considered untimely</p>	<p>Montgomery County Infants and Toddlers Program data did not meet the State's target for timely and accurate submission of required 618 data, Fiscal Reports, and Programmatic Reports for FFY 2010.</p> <p>MSDE expects the Montgomery County Infants and Toddlers Program's submission of required FFY 2011 data to be timely and accurate.</p>



Bernard J. Sadusky, Ed.D.  
Interim State Superintendent of Schools

200 West Baltimore Street • Baltimore, MD 21201 • 410-767-0100 • 410-333-6442 TTY/TDD • MarylandPublicSchools.org

May 9, 2012

Ms. Pamela B. Creekmur  
Acting Health Officer  
Headquarters Building  
1701 McCormick Drive, Suite 200  
Largo, Maryland 20774

Dear Ms. Creekmur:

The Individuals with Disabilities Education Act 2004 (IDEA) focuses on each state's accountability on the State Performance Plan (SPP) indicators defined by the Office of Special Education Programs (OSEP). OSEP reviews each state's SPP and Annual Performance Report (APR) annually. Using the information obtained through review of the APR and other data sources, OSEP evaluates each state's performance on these indicators, and assigns each state to one of four levels of determination: Meets Requirements, Needs Assistance, Needs Intervention, or Needs Substantial Intervention. The determinations required under the federal statute are part of the on-going efforts to improve results for children and youth with disabilities. The Maryland State Department of Education (MSDE) anticipates receiving its current federal determination for Federal Fiscal Year (FFY) 2010 (2010-2011) Part C in early June 2012. In accordance with 34 CFR §300.606, if OSEP identifies MSDE as Needs Assistance, Needs Intervention, or Needs Substantial Intervention, MSDE is required to notify local school systems, public agencies, the media, and the public of the action.

Pursuant to 20 U.S.C. §1416(a)(1)(C)(i), MSDE is also required to make determinations annually on the performance of each Infants and Toddlers Program in the State using the categories in 34 C.F.R. §300.603(b)(1), use appropriate mechanisms, consistent with 34 C.F.R. §300.604, which must include, if applicable, the enforcement mechanisms identified in 34 C.F.R. §300.604(a)(1) (technical assistance), (a)(3) (conditions on funding of a local school system), (b)(2)(i) (a corrective action plan or improvement plan), (b)(2)(v) (withholding funds, in whole or in part by MSDE), and (c)(2) (withholding funds, in whole or part, by MSDE). In accordance with 20 U.S.C. §1416(e) and 34 C.F.R. §300.603(b)(1), MSDE must use one of the following four categories to assign a determination to each Infants and Toddlers Program: Meets Requirements, Needs Assistance, Needs Intervention, and Needs Substantial Intervention.

The MSDE, Division of Special Education/Early Intervention Services, uses a results-based rubric on specific indicators to rate each public agency's performance in meeting the State's targets for FFY 2010. Attached is a document entitled "Part C and Part B Public Agency Determination" that lists the Part C indicators included in making determinations. MSDE carefully considered all aspects of this process. Based on FFY2010 data, as well as information obtained through monitoring and complaint investigations (if any), the Prince George's County Infants and Toddlers Program has been determined to be **Meets Requirements**.



Ms. Pamela B. Creekmur

May 9, 2012

Page 2

To be in the category of Meets Requirements, the Prince George's County Infants and Toddlers Program must have met or exceeded the State's target on at least 2 performance indicators (2, 4a, 4b, 4c, 5, and 6) and Natural Environment data (Indicator 2) is not significantly below the State's target. In addition, the Prince George's County Infants and Toddlers Program must have demonstrated at least substantial compliance (at least 95.0%) for at least five of the six compliance indicators (1, 7, 8a, 8b, 8c, and 14), and demonstrated full compliance (100%) in at least 2 compliance indicators. Finally, all previously identified noncompliance, including fiscal noncompliance, must have been corrected within one year of notification (Indicator 9).

Attached to this letter are copies of the following documents:


- Part C Local Determination Table; and
- Part C Local Determination Framework for Technical Assistance and Intervention.

The "Part C Local Determination Table" provides an analysis of the Prince George's County Infants and Toddlers Program data. The "Part C Local Determination Framework for Technical Assistance and Intervention" provides additional information relative to technical assistance and support available to your local Infants and Toddlers Program.

As you know, the State must report annually to the public on the performance of each local Infants and Toddlers Program on the targets in the SPP under IDEA. The public may access the MSDE IDEA performance report at <http://mdideareport.org>. The requirement for public reporting on local Infants and Toddlers Program performance is a critical provision in ensuring accountability focusing on improved results for infants and toddlers with disabilities and their families. MSDE will continue to provide technical assistance opportunities as you work to improve performance under Part C of the IDEA.

Congratulations on your hard work and commitment to excellence. If you have any feedback on our past technical assistance efforts or the need for guidance, we would be happy to hear from you as we work to develop further mechanisms to support local improvement activities. The MSDE is committed to supporting the efforts of the Prince George's County Infants and Toddlers Program to improve results for infants and toddlers with disabilities and their families. If you have any questions, would like to discuss this further, or want to request technical assistance, please do not hesitate to call me at 410-767-0238.

Sincerely,



Marcella E. Franczkowski, M.S.  
Assistant State Superintendent  
Division of Special Education/  
Early Intervention Services

MF/TS:BMM  
Attachments

c: Bernard Sadusky  
Branch/Section Chiefs

Joan Rothgeb  
Sharon Leyden

## Prince George's County Infants and Toddlers Program

### Part C Local Determination Table

Federal Fiscal Year (FFY) 2010 / State Fiscal Year (SFY) 2011

July 1, 2010 through June 30, 2011

Monitoring Priorities and Indicators	Status	MSDE Analysis/Next Steps
<p>1. Percent of infants and toddlers with IFSPs who receive the early intervention services on their IFSPs in a timely manner. (20 U.S.C. 1416(a)(3)(A) and 1442) [Compliance Indicator]</p>	<p>The Prince George's County Infants and Toddlers Program data for this indicator are 98.6%. This represents a decrease from the FFY 2009* data of 99.8%. The State's target for this indicator is 100%. *FFY 2009: July 1, 2009-June 30, 2010</p>	<p>The Prince George's County Infants and Toddlers Program data represent substantial compliance for this indicator.  MSDE looks forward to the Prince George's County Infants and Toddlers Program FFY 2011 data demonstrating 100% compliance and expects the program to fully implement improvement activities to ensure correction of noncompliance as soon as possible but in no case later than one year.</p>
<p>2. Percent of infants and toddlers with IFSPs who primarily receive early intervention services in the home or community-based settings. (20 U.S.C. 1416(a)(3)(A) and 1442) [Results Indicator]</p>	<p>The Prince George's County Infants and Toddlers Program data for this indicator are 99.5%. This represents an increase from the FFY 2009 results of 94.5%. The State's target is 91.0%.</p>	<p>The Prince George's County Infants and Toddlers Program data met the State's target for this indicator.  MSDE looks forward to the Prince George's County Infants and Toddlers Program FFY 2011 data demonstrating continued success.</p>
<p>4A. Percent of families participating in Part C who report that early intervention services have helped the family: A. Know their rights; (20 U.S.C. 1416(a)(3)(A) and 1442) [Results Indicator]</p>	<p>The Prince George's County Infants and Toddlers Program data for this indicator are 93.0%. This represents an increase from the FFY 2009 results of 86.4%. The State's target for this indicator is 78.0%.</p>	<p>The Prince George's County Infants and Toddlers Program data met the State's target for this indicator.  MSDE looks forward to the Prince George's County Infants and Toddlers Program FFY 2011 data demonstrating continued success.</p>



Monitoring Priorities and Indicators	Status	MSDE Analysis/Next Steps
<p>4B. Percent of families participating in Part C who report that early intervention services have helped the family:</p> <p>B. Effectively communicate their children's needs</p> <p>(20 U.S.C. 1416(a)(3)(A) and 1442)</p> <p>[Results Indicator]</p>	<p>The Prince George's County Infants and Toddlers Program data for this indicator are 92.5%. This represents an increase from the FFY 2009 results of 84.0%. The State's target for this indicator is 76.0%.</p>	<p>The Prince George's County Infants and Toddlers Program data met the State's target for this indicator.</p> <p>MSDE looks forward to the Prince George's County Infants and Toddlers Program FFY 2011 data demonstrating continued success.</p>
<p>4C. Percent of families participating in Part C who report that early intervention services have helped the family:</p> <p>C. Help their children develop and learn.</p> <p>(20 U.S.C. 1416(a)(3)(A) and 1442)</p> <p>[Results Indicator]</p>	<p>The Prince George's County Infants and Toddlers Program data for this indicator are 93.0%. This represents an increase from the FFY 2009 results of 91.5%. The State's target for this indicator is 86.0%.</p>	<p>The Prince George's County Infants and Toddlers Program data met the State's target for this indicator.</p> <p>MSDE looks forward to the Prince George's County Infants and Toddlers Program FFY 2011 data demonstrating continued success.</p>
<p>5. Percent of infants and toddlers birth to 1 with IFSPs compared to national data.</p> <p>(20 U.S.C. 1416(a)(3)(B) and 1442)</p> <p>[Results Indicator]</p>	<p>The Prince George's County Infants and Toddlers Program data for this indicator are 1.17%. This represents an increase from the FFY 2009 results of 1.00%. The State's target is 1.50%.</p>	<p>The Prince George's County Infants and Toddlers Program data did not meet the State's target for this indicator.</p> <p>MSDE expects the Prince George's County Infants and Toddlers Program to fully implement improvement activities to ensure results that meet the State's target.</p>

Monitoring Priorities and Indicators	Status	MSDE Analysis/Next Steps
<p>6. Percent of infants and toddlers birth to 3 with IFSPs compared to national data. (20 U.S.C. 1416(a)(3)(B) and 1442) [Results Indicator]</p>	<p>The Prince George's County Infants and Toddlers Program data for this indicator are 2.57%. This is an increase from the FFY 2009 results of 2.15%. The State's target for this indicator is 2.88%.</p>	<p>The Prince George's County Infants and Toddlers Program data did not meet the State's target for this indicator.</p> <p>MSDE expects the Prince George's County Infants and Toddlers Program to fully implement improvement activities to ensure results that meet the State's target.</p>
<p>7. Percent of eligible infants and toddlers with IFSPs for whom an evaluation and assessment and an initial IFSP meeting were conducted within Part C's 45-day timeline. (20 U.S.C. 1416(a)(3)(B) and 1442) [Compliance Indicator]</p>	<p>The Prince George's County Infants and Toddlers Program data for this indicator are 99.3%. This represents an increase from the FFY 2009 results of 98.3%. The State's target for this indicator is 100%.</p>	<p>The Prince George's County Infants and Toddlers Program data represent substantial compliance for this indicator.</p> <p>MSDE looks forward to the Prince George's County Infants and Toddlers Program FFY 2011 data demonstrating 100% compliance and expects the program to fully implement improvement activities to ensure correction of noncompliance as soon as possible but in no case later than one year.</p>
<p>8A. Percent of all children exiting Part C who received timely transition planning to support the child's transition to preschool and other appropriate community services by their third birthday including: A. IFSPs with transition steps and services; (20 U.S.C. 1416(a)(3)(B) and 1442) [Compliance Indicator]</p>	<p>The Prince George's County Infants and Toddlers Program data for this indicator are 100%. This represents the same results as FFY 2009. The State's target for this indicator is 100%.</p>	<p>The Prince George's County Infants and Toddlers Program data met the State's target for this indicator.</p> <p>MSDE looks forward to the Prince George's County Infants and Toddlers Program FFY 2011 data demonstrating continued compliance.</p>



Monitoring Priorities and Indicators	Status	MSDE Analysis/Next Steps
<p>8B. Percent of all children exiting Part C who received timely transition planning to support the child's transition to preschool and other appropriate community services by their third birthday including:</p> <p>B. Notification to LEA, if child potentially eligible for Part B; and (20 U.S.C. 1416(a)(3)(B) and 1442)</p> <p>[Compliance Indicator]</p>	<p>The Prince George's County Infants and Toddlers Program data for this indicator are 100%. This represents the same results as FFY 2009. The State's target for this indicator is 100%.</p>	<p>The Prince George's County Infants and Toddlers Program data met the State's target for this indicator.</p> <p>MSDE looks forward to the Prince George's County Infants and Toddlers Program FFY 2011 data demonstrating continued compliance.</p>
<p>8C. Percent of all children exiting Part C who received timely transition planning to support the child's transition to preschool and other appropriate community services by their third birthday including:</p> <p>C. Transition conference, if child potentially eligible for Part B. (20 U.S.C. 1416(a)(3)(B) and 1442).</p> <p>[Compliance Indicator]</p>	<p>The Prince George's County Infants and Toddlers Program data for this indicator are 99.1%. This represents a decrease from the FFY 2009 results of 100%. The State's target for this indicator is 100%.</p>	<p>The Prince George's County Infants and Toddlers Program data represent substantial compliance for this indicator.</p> <p>MSDE looks forward to the Prince George's County Infants and Toddlers Program FFY 2011 data demonstrating 100% compliance and expects the program to fully implement improvement activities to ensure correction of noncompliance as soon as possible but in no case later than one year.</p>
<p>9. General supervision system (including monitoring, complaints, hearings, etc.) identifies and corrects noncompliance as soon as possible but in no case later than one year from identification. (20 U.S.C. 1416(a)(3)(B) and 1442)</p> <p>[Compliance Indicator]</p>	<p>The Prince George's County Infants and Toddlers Program had 5 (of 5) incidences of noncompliance in FFY 2009 that were corrected within 1 year of notification. The State's target for this indicator is 100%.</p>	<p>The Prince George's County Infants and Toddlers Program data met the State's target for this indicator.</p> <p>MSDE looks forward to the Prince George's County Infants and Toddlers Program FFY 2011 data demonstrating continued compliance.</p>

Monitoring Priorities and Indicators	Status	MSDE Analysis/Next Steps
<p>14. State reported data (618 and State Performance Plan and Annual Performance Report) are timely and accurate.</p> <p>(20 U.S.C. 1416(a)(3)(B) and 1442)</p> <p>[Compliance Indicator]</p>	<p>Prince George's County Infants and Toddlers Program submitted program reports and the Semi-Annual Fiscal Report in a timely and accurate manner. However, the submissions of the 618 data and Final Fiscal Report were considered untimely.</p>	<p>Prince George's County Infants and Toddlers' data did not meet the State's target for timely and accurate submission of required 618 data, Fiscal Reports, and Programmatic Reports for FFY 2010.</p> <p>MSDE expects the Prince George's County Infants and Toddlers Program's submission of required FFY 2011 data to be timely and accurate.</p>





Bernard J. Sadusky, Ed.D.  
Interim State Superintendent of Schools

200 West Baltimore Street • Baltimore, MD 21201 • 410-767-0100 • 410-333-6442 TTY/TDD • MarylandPublicSchools.org

May 9, 2012

Dr. Carol A. Williamson  
Superintendent  
Queen Anne's Co. Bd. of Education  
202 Chesterfield Avenue  
Centreville, MD 21617

Dear Dr. Williamson:

The Individuals with Disabilities Education Act 2004 (IDEA) focuses on each state's accountability on the State Performance Plan (SPP) indicators defined by the Office of Special Education Programs (OSEP). OSEP reviews each state's SPP and Annual Performance Report (APR) annually. Using the information obtained through review of the APR and other data sources, OSEP evaluates each state's performance on these indicators, and assigns each state to one of four levels of determination: Meets Requirements, Needs Assistance, Needs Intervention, or Needs Substantial Intervention. The determinations required under the federal statute are part of the on-going efforts to improve results for children and youth with disabilities. The Maryland State Department of Education (MSDE) anticipates receiving its current federal determination for Federal Fiscal Year (FFY) 2010 (2010-2011) Part C in early June 2012. In accordance with 34 CFR §300.606, if OSEP identifies MSDE as Needs Assistance, Needs Intervention, or Needs Substantial Intervention, MSDE is required to notify local school systems, public agencies, the media, and the public of the action.

Pursuant to 20 U.S.C. §1416(a)(1)(C)(i), MSDE is also required to make determinations annually on the performance of each Infants and Toddlers Program in the State using the categories in 34 C.F.R. §300.603(b)(1), use appropriate mechanisms, consistent with 34 C.F.R. §300.604, which must include, if applicable, the enforcement mechanisms identified in 34 C.F.R. §300.604(a)(1) (technical assistance), (a)(3) (conditions on funding of a local school system), (b)(2)(i) (a corrective action plan or improvement plan), (b)(2)(v) (withholding funds, in whole or in part by MSDE), and (c)(2) (withholding funds, in whole or in part, by MSDE). In accordance with 20 U.S.C. §1416(e) and 34 C.F.R. §300.603(b)(1), MSDE must use one of the following four categories to assign a determination to each Infants and Toddlers Program: Meets Requirements, Needs Assistance, Needs Intervention, and Needs Substantial Intervention.

The MSDE, Division of Special Education/Early Intervention Services, uses a results-based rubric on specific indicators to rate each public agency's performance in meeting the State's targets for FFY 2010. Attached is a document entitled "Part C and Part B Public Agency Determination" that lists the Part C indicators included in making determinations. MSDE carefully considered all aspects of this process. Based on FFY2010 data, as well as information obtained through monitoring and complaint investigations (if any), the Queen Anne's County Infants and Toddlers Program has been determined to be **Meets Requirements**.



Dr. Carol A. Williamson

May 9, 2012

Page 2

To be in the category of Meets Requirements, the Queen Anne's County Infants and Toddlers Program must have met or exceeded the State's target on at least 2 performance indicators (2, 4a, 4b, 4c, 5, and 6) and Natural Environment data (Indicator 2) is not significantly below the State's target. In addition, the Queen Anne's County Infants and Toddlers Program must have demonstrated at least substantial compliance (at least 95.0%) for at least five of the six compliance indicators (1, 7, 8a, 8b, 8c, and 14), and demonstrated full compliance (100%) in at least 2 compliance indicators. Finally, all previously identified noncompliance, including fiscal noncompliance, must have been corrected within one year of notification (Indicator 9).

Attached to this letter are copies of the following documents:

- Part C Local Determination Table; and
- Part C Local Determination Framework for Technical Assistance and Intervention.

The "Part C Local Determination Table" provides an analysis of the Queen Anne's County Infants and Toddlers Program data. The "Part C Local Determination Framework for Technical Assistance and Intervention" provides additional information relative to technical assistance and support available to your local Infants and Toddlers Program.

As you know, the State must report annually to the public on the performance of each local Infants and Toddlers Program on the targets in the SPP under IDEA. The public may access the MSDE IDEA performance report at <http://mdideareport.org>. The requirement for public reporting on local Infants and Toddlers Program performance is a critical provision in ensuring accountability focusing on improved results for infants and toddlers with disabilities and their families. MSDE will continue to provide technical assistance opportunities as you work to improve performance under Part C of the IDEA.

Congratulations on your hard work and commitment to excellence. If you have any feedback on our past technical assistance efforts or the need for guidance, we would be happy to hear from you as we work to develop further mechanisms to support local improvement activities. The MSDE is committed to supporting the efforts of the Queen Anne's County Infants and Toddlers Program to improve results for infants and toddlers with disabilities and their families. If you have any questions, would like to discuss this further, or want to request technical assistance, please do not hesitate to call me at 410-767-0238.

Sincerely,



Marcella E. Franczkowski, M.S.  
Assistant State Superintendent  
Division of Special Education/  
Early Intervention Services

MF/TS:BMM  
Attachments

c: Bernard Sadusky  
Branch/Section Chiefs

Diane McGowan  
Stephanie Johnson



**Queen Anne's County Infants and Toddlers Program  
Part C Local Determination Table**

**Federal Fiscal Year (FFY) 2010 / State Fiscal Year (SFY) 2011  
July 1, 2010 through June 30, 2011**

Monitoring Priorities and Indicators	Status	MSDE Analysis/Next Steps
<p>1. Percent of infants and toddlers with IFSPs who receive the early intervention services on their IFSPs in a timely manner. (20 U.S.C. 1416(a)(3)(A) and 1442) [Compliance Indicator]</p>	<p>The Queen Anne's County Infants and Toddlers Program data for this indicator are 100%. This represents an increase from the FFY 2009* results of 98.4%. The State's target for this indicator is 100%.  *FFY 2009: July 1, 2009-June 30, 2010</p>	<p>The Queen Anne's County Infants and Toddlers Program data met the State's target for this indicator.  MSDE looks forward to the Queen Anne's County Infants and Toddlers Program FFY 2011 data demonstrating continued compliance.</p>
<p>2. Percent of infants and toddlers with IFSPs who primarily receive early intervention services in the home or community-based settings. (20 U.S.C. 1416(a)(3)(A) and 1442) [Results Indicator]</p>	<p>The Queen Anne's County Infants and Toddlers Program data for this indicator are 100%. This is the same result reported in FFY2009. The State's target for this indicator is 91.0%.</p>	<p>The Queen Anne's County Infants and Toddlers Program data met the State's target for this indicator.  MSDE looks forward to the Queen Anne's County Infants and Toddlers Program FFY 2011 data demonstrating continued success.</p>
<p>4A. Percent of families participating in Part C who report that early intervention services have helped the family: A. Know their rights; (20 U.S.C. 1416(a)(3)(A) and 1442) [Results Indicator]</p>	<p>The Queen Anne's County Infants and Toddlers Program data for this indicator are 100%. This represents an increase from the FFY 2009 results of 92.9%. The State's target for this indicator is 78.0%.</p>	<p>The Queen Anne's County Infants and Toddlers Program data met the State's target for this indicator.  MSDE looks forward to the Queen Anne's County Infants and Toddlers Program FFY 2011 data demonstrating continued success.</p>

Monitoring Priorities and Indicators	Status	MSDE Analysis/Next Steps
<p>4B. Percent of families participating in Part C who report that early intervention services have helped the family:</p> <p>B. Effectively communicate their children's needs</p> <p>(20 U.S.C. 1416(a)(3)(A) and 1442)</p> <p>[Results Indicator]</p>	<p>The Queen Anne's County Infants and Toddlers Program data for this indicator are 97.6%. This represents an increase from the FFY 2009 results of 85.7%. The State's target for this indicator is 76.0%.</p>	<p>The Queen Anne's County Infants and Toddlers Program data met the State's target for this indicator.</p> <p>MSDE looks forward to the Queen Anne's County Infants and Toddlers Program FFY 2011 data demonstrating continued success.</p>
<p>4C. Percent of families participating in Part C who report that early intervention services have helped the family:</p> <p>C. Help their children develop and learn.</p> <p>(20 U.S.C. 1416(a)(3)(A) and 1442)</p> <p>[Results Indicator]</p>	<p>The Queen Anne's County Infants and Toddlers Program data for this indicator are 100%. This represents an increase from the FFY 2009 results of 95.2%. The State's target for this indicator is 86.0%.</p>	<p>The Queen Anne's County Infants and Toddlers Program data met the State's target for this indicator.</p> <p>MSDE looks forward to the Queen Anne's County Infants and Toddlers Program FFY 2011 data demonstrating continued success.</p>
<p>5. Percent of infants and toddlers birth to 1 with IFSPs compared to national data.</p> <p>(20 U.S.C. 1416(a)(3)(B) and 1442)</p> <p>[Results Indicator]</p>	<p>The Queen Anne's County Infants and Toddlers Program data for this indicator are 1.53%. This represents an increase from the FFY 2009 results of 1.45%. The State's target is 1.50%.</p>	<p>The Queen Anne's County Infants and Toddlers Program data met the State's target for this indicator.</p> <p>MSDE looks forward to the Queen Anne's County Infants and Toddlers Program FFY 2011 data demonstrating continued success.</p>




Monitoring Priorities and Indicators	Status	MSDE Analysis/Next Steps
<p>6. Percent of infants and toddlers birth to 3 with IFSPs compared to national data. (20 U.S.C. 1416(a)(3)(B) and 1442) [Results Indicator]</p>	<p>The Queen Anne's County Infants and Toddlers Program data for this indicator are 3.87%. This represents a decrease from the FFY 2009 results of 4.36%. The State's target for this indicator is 2.88%.</p>	<p>The Queen Anne's County Infants and Toddlers Program data met the State's target for this indicator.  MSDE looks forward to the Queen Anne's County Infants and Toddlers Program FFY 2011 data demonstrating continued success.</p>
<p>7. Percent of eligible infants and toddlers with IFSPs for whom an evaluation and assessment and an initial IFSP meeting were conducted within Part C's 45-day timeline. (20 U.S.C. 1416(a)(3)(B) and 1442) [Compliance Indicator]</p>	<p>The Queen Anne's County Infants and Toddlers Program data for this indicator are 100%. This is the same result reported in FFY 2009. The State's target for this indicator is 100%.</p>	<p>The Queen Anne's County Infants and Toddlers Program data met the State's target for this indicator.  MSDE looks forward to the Queen Anne's County Infants and Toddlers Program FFY 2011 data demonstrating continued compliance.</p>
<p>8A. Percent of all children exiting Part C who received timely transition planning to support the child's transition to preschool and other appropriate community services by their third birthday including: A. IFSPs with transition steps and services; (20 U.S.C. 1416(a)(3)(B) and 1442) [Compliance Indicator]</p>	<p>The Queen Anne's County Infants and Toddlers Program data for this indicator are 100%. This is the same result reported in FFY 2009. The State's target for this indicator is 100%.</p>	<p>The Queen Anne's County Infants and Toddlers Program data met the State's target for this indicator.  MSDE looks forward to the Queen Anne's County Infants and Toddlers Program FFY 2011 data demonstrating continued compliance.</p>

Monitoring Priorities and Indicators	Status	MSDE Analysis/Next Steps
<p>8B. Percent of all children exiting Part C who received timely transition planning to support the child's transition to preschool and other appropriate community services by their third birthday including:</p> <p>B. Notification to LEA, if child potentially eligible for Part B; and (20 U.S.C. 1416(a)(3)(B) and 1442)</p> <p>[Compliance Indicator]</p>	<p>The Queen Anne's County Infants and Toddlers Program data for this indicator are 100%. This is the same result reported in FFY 2009. The State's target for this indicator is 100%.</p>	<p>The Queen Anne's County Infants and Toddlers Program data met the State's target for this indicator.</p> <p>MSDE looks forward to the Queen Anne's County Infants and Toddlers Program FFY 2011 data demonstrating continued compliance.</p>
<p>8C. Percent of all children exiting Part C who received timely transition planning to support the child's transition to preschool and other appropriate community services by their third birthday including:</p> <p>C. Transition conference, if child potentially eligible for Part B. (20 U.S.C. 1416(a)(3)(B) and 1442).</p> <p>[Compliance Indicator]</p>	<p>The Queen Anne's County Infants and Toddlers Program data for this indicator are 100%. This is the same result reported in FFY 2009. The State's target for this indicator is 100%.</p>	<p>The Queen Anne's County Infants and Toddlers Program data met the State's target for this indicator.</p> <p>MSDE looks forward to the Queen Anne's County Infants and Toddlers Program FFY 2011 data demonstrating continued compliance.</p>
<p>9. General supervision system (including monitoring, complaints, hearings, etc.) identifies and corrects noncompliance as soon as possible but in no case later than one year from identification. (20 U.S.C. 1416(a)(3)(B) and 1442)</p> <p>[Compliance Indicator]</p>	<p>The Queen Anne's County Infants and Toddlers Program had 1 (of 1) incidence of noncompliance in FFY 2009 that was corrected within 1 year of notification. The State's target for this indicator is 100%.</p>	<p>The Queen Anne's County Infants and Toddlers Program data met the State's target for this indicator.</p> <p>MSDE looks forward to the Queen Anne's County Infants and Toddlers Program FFY 2011 data demonstrating continued compliance.</p>



Monitoring Priorities and Indicators	Status	MSDE Analysis/Next Steps
<p>14. State reported data (618 and State Performance Plan and Annual Performance Report) are timely and accurate.</p> <p>(20 U.S.C. 1416(a)(3)(B) and 1442)</p> <p>[Compliance Indicator]</p>	<p>Queen Anne's County Infants and Toddlers Program submitted the 618 Data, program reports, and the Final Fiscal Report in a timely and accurate manner. However, the submission of the Semi-Annual Fiscal Report was considered untimely.</p>	<p>Queen Anne's County Infants and Toddlers Program data did not meet the State's target for timely and accurate submission of required 618 data, Fiscal Reports, and Programmatic Reports for FFY 2010.</p> <p>MSDE expects the Queen Anne's County Infants and Toddlers Program's submission of required FFY 2011 data to be timely and accurate.</p>



Bernard J. Sadusky, Ed.D.  
Interim State Superintendent of Schools

200 West Baltimore Street • Baltimore, MD 21201 • 410-767-0100 • 410-333-6442 TTY/TDD • MarylandPublicSchools.org

May 9, 2012

Dr. Marjorie B. Miles  
Superintendent  
Somerset County Public Schools  
7982-A Tawes Campus Drive  
Westover, Maryland 21871

Dear Dr. Miles:

The Individuals with Disabilities Education Act 2004 (IDEA) focuses on each state's accountability on the State Performance Plan (SPP) indicators defined by the Office of Special Education Programs (OSEP). OSEP reviews each state's SPP and Annual Performance Report (APR) annually. Using the information obtained through review of the APR and other data sources, OSEP evaluates each state's performance on these indicators, and assigns each state to one of four levels of determination: Meets Requirements, Needs Assistance, Needs Intervention, or Needs Substantial Intervention. The determinations required under the federal statute are part of the on-going efforts to improve results for children and youth with disabilities. The Maryland State Department of Education (MSDE) anticipates receiving its current federal determination for Federal Fiscal Year (FFY) 2010 (2010-2011) Part C in early June 2012. In accordance with 34 CFR §300.606, if OSEP identifies MSDE as Needs Assistance, Needs Intervention, or Needs Substantial Intervention, MSDE is required to notify local school systems, public agencies, the media, and the public of the action.

Pursuant to 20 U.S.C. §1416(a)(1)(C)(i), MSDE is also required to make determinations annually on the performance of each Infants and Toddlers Program in the State using the categories in 34 C.F.R. §300.603(b)(1), use appropriate mechanisms, consistent with 34 C.F.R. §300.604, which must include, if applicable, the enforcement mechanisms identified in 34 C.F.R. §300.604(a)(1) (technical assistance), (a)(3) (conditions on funding of a local school system), (b)(2)(i) (a corrective action plan or improvement plan), (b)(2)(v) (withholding funds, in whole or in part by MSDE), and (c)(2) (withholding funds, in whole or part, by MSDE). In accordance with 20 U.S.C. §1416(e) and 34 C.F.R. §300.603(b)(1), MSDE must use one of the following four categories to assign a determination to each Infants and Toddlers Program: Meets Requirements, Needs Assistance, Needs Intervention, and Needs Substantial Intervention.

The MSDE, Division of Special Education/Early Intervention Services, uses a results-based rubric on specific indicators to rate each public agency's performance in meeting the State's targets for FFY 2010. Attached is a document entitled "Part C and Part B Public Agency Determination" that lists the Part C indicators included in making determinations. MSDE carefully considered all aspects of this process. Based on FFY2010 data, as well as information obtained through monitoring and complaint investigations (if any), the Somerset County Infants and Toddlers Program has been determined to be **Needs Assistance, Year Two**.

**Maryland Public Schools: #1 in the Nation Four Years in a Row**



Dr. Marjorie B. Miles

May 9, 2012

Page 2

To be in the category of Meets Requirements, the Somerset County Infants and Toddlers Program must have met or exceeded the State's target on at least 2 performance indicators (2, 4a, 4b, 4c, 5, and 6) and Natural Environment data (Indicator 2) is not significantly below the State's target. In addition, the Somerset County Infants and Toddlers Program must have demonstrated at least substantial compliance (at least 95.0%) for at least five of the six compliance indicators (1, 7, 8a, 8b, 8c, and 14), and demonstrated full compliance (100%) in at least 2 compliance indicators.

Finally, all previously identified noncompliance, including fiscal noncompliance, must have been corrected within one year of notification (Indicator 9).

Attached to this letter are copies of the following documents:

- Part C Local Determination Table; and
- Part C Local Determination Framework for Technical Assistance and Intervention.

The "Part C Local Determination Table" provides an analysis of the Somerset County Infants and Toddlers Program data. The "Part C Local Determination Framework for Technical Assistance and Intervention" provides additional information relative to technical assistance and support available to your local Infants and Toddlers Program.

The MSDE FFY 2005, FFY 2006, FFY 2007, and FFY 2009 determinations for Somerset County Infants and Toddlers Program were also Needs Assistance. Progress has been made the past 2 years; the MSDE FFY 2008 determination for Somerset County was Needs Intervention. In accordance with 20 U.S.C. §1416(e) and 34 C. F. R. §§300.600 and 300.604, if a local Infants and Toddlers Program is determined to be in need of assistance for two consecutive years, MSDE must take one or more of the following actions: 1) Advise the local Infants and Toddlers Program of available sources of technical assistance that may help the local Infants and Toddlers Program address the areas in which the program needs assistance; 2) Direct the use of federal funds to the area or area(s) the local Infants and Toddlers Program needs assistance; or 3) Identify the local Infants and Toddlers Program as a high-risk grantee and impose special conditions on the local Infants and Toddlers Program's IDEA Part C grant award.

The State must report annually to the public on the performance of each local school system on the targets in the SPP under IDEA. The public may access the MSDE IDEA performance report at <http://mdideareport.org>. The requirement for public reporting on local Infants and Toddlers Program performance is a critical provision in ensuring accountability focusing on improved results for infants and toddlers with disabilities and their families. MSDE will continue to provide technical assistance opportunities as you work to improve performance under Part C of the IDEA. If you have any feedback on our past technical assistance efforts or the need for guidance, we would be happy to hear from you as we work to develop further mechanisms to support local improvement activities.

Pursuant to these requirements, and to assist all local school systems to meet or maintain the determination status of Meets Requirements, the MSDE provides and recommends technical assistance. Each local Infants and Toddlers Program has a responsibility to access the Technical Assistance and Determination Network at <http://spp-apr-calender.rrfcnetwork.org> and other sources of technical assistance to improve performance and/or correct noncompliance. You will be directed

Dr. Marjorie B. Miles

May 9, 2012

Page 3

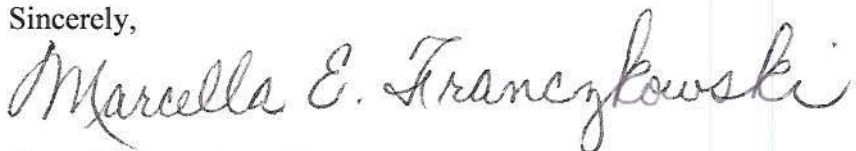
to a list of indicators. Select a specific indicator for a list of centers, documents, web seminars, and other sources of relevant technical assistance.

Those local Infants and Toddlers Programs that were below the State's target on any indicator are required to access sources of technical assistance and inform MSDE of the type, amount, and frequency of assistance needed to address specific needs. The specific indicators most critical to improving the results for Somerset County are: Family Outcomes (no data received), Child Find, 45 Day Timeline, Timely Transition Planning Meetings, and Submission of Timely and Accurate Data.

As you know, the State must report annually to the public on the performance of each local Infants and Toddlers Program on the targets in the SPP under IDEA. The public may access the MSDE IDEA performance report at <http://mdideareport.org>. The requirement for public reporting on local Infants and Toddlers Program performance is a critical provision in ensuring accountability focusing on improved results for infants and toddlers with disabilities and their families. MSDE will continue to provide technical assistance opportunities as you work to improve performance under Part C of the IDEA.

If you have any feedback on our past technical assistance efforts or the need for guidance, we would be happy to hear from you as we work to develop further mechanisms to support local improvement activities. The MSDE is committed to supporting the efforts of the Somerset County Infants and Toddlers Program to improve results for infants and toddlers with disabilities and their families. If you have any questions, would like to discuss this further, or want to request technical assistance, please do not hesitate to call me at 410-767-0238.

Sincerely,



Marcella Franczkowski  
Assistant State Superintendent  
Division of Special Education/  
Early Intervention Services

MF/TS:BMM  
Attachments

c: Bernard Sadusky  
Branch/Section Chiefs

Margaret Blake



## Somerset County Infants and Toddlers Program

### Part C Local Determination Table

**Federal Fiscal Year (FFY) 2010 / State Fiscal Year (SFY) 2011**

**July 1, 2010 through June 30, 2011**

Monitoring Priorities and Indicators	Status	MSDE Analysis/Next Steps
<p>1. Percent of infants and toddlers with IFSPs who receive the early intervention services on their IFSPs in a timely manner. (20 U.S.C. 1416(a)(3)(A) and 1442) [Compliance Indicator]</p>	<p>The Somerset County Infants and Toddlers Program data for this indicator are 100%. This represents an increase from the FFY 2009* results of 92.9%. The State's target for this indicator is 100%.</p> <p>*FFY 2009: July 1, 2009-June 30, 2010</p>	<p>The Somerset County Infants and Toddlers Program data met the State's target for this indicator.</p> <p>MSDE looks forward to the Somerset County Infants and Toddlers Program FFY 2011 data demonstrating continued compliance.</p>
<p>2. Percent of infants and toddlers with IFSPs who primarily receive early intervention services in the home or community-based settings. (20 U.S.C. 1416(a)(3)(A) and 1442) [Results Indicator]</p>	<p>The Somerset County Infants and Toddlers Program data for this indicator are 94.7%. This represents a decrease from the FFY 2009 results of 100%. The State's target for this indicator is 91.0%.</p>	<p>The Somerset County Infants and Toddlers Program data met the State's target for this indicator.</p> <p>MSDE looks forward to the Somerset County Infants and Toddlers Program FFY 2011 data demonstrating continued success.</p>
<p>4A. Percent of families participating in Part C who report that early intervention services have helped the family: A. Know their rights; (20 U.S.C. 1416(a)(3)(A) and 1442) [Results Indicator]</p>	<p>The Somerset County Infants and Toddlers Program reported no data for this indicator. The FFY 2009 results for this indicator were 50.0%. The State's target for this indicator is 78.0%.</p>	<p>The Somerset County Infants and Toddlers Program data did not meet the State's target for this indicator.</p> <p>MSDE expects the Somerset County Infants and Toddlers Program to fully implement improvement activities to obtain family survey data and to ensure results that meet the State's target.</p>

Monitoring Priorities and Indicators	Status	MSDE Analysis/Next Steps
<p>4B. Percent of families participating in Part C who report that early intervention services have helped the family:</p> <p>B. Effectively communicate their children's needs (20 U.S.C. 1416(a)(3)(A) and 1442) [Results Indicator]</p>	<p>The Somerset County Infants and Toddlers Program reported no data for this indicator. The FFY 2009 results for this indicator were 50.0%. The State's target for this indicator is 76.0%.</p>	<p>The Somerset County Infants and Toddlers Program data did not meet the State's target for this indicator.</p> <p>MSDE expects the Somerset County Infants and Toddlers Program to fully implement improvement activities to obtain family survey data and to ensure results that meet the State's target.</p>
<p>4C. Percent of families participating in Part C who report that early intervention services have helped the family:</p> <p>C. Help their children develop and learn. (20 U.S.C. 1416(a)(3)(A) and 1442) [Results Indicator]</p>	<p>The Somerset County Infants and Toddlers Program reported no data for this indicator. The FFY 2009 results for this indicator were 50.0%. The State's target for this indicator is 86.0%.</p>	<p>The Somerset County Infants and Toddlers Program data did not meet the State's target for this indicator.</p> <p>MSDE expects the Somerset County Infants and Toddlers Program to fully implement improvement activities to obtain family survey data and to ensure results that meet the State's target.</p>
<p>5. Percent of infants and toddlers birth to 1 with IFSPs compared to national data. (20 U.S.C. 1416(a)(3)(B) and 1442) [Results Indicator]</p>	<p>The Somerset County Infants and Toddlers Program data for this indicator are 0.40%. This represents a decrease from the FFY 2009 results of 0.73%. The State's target is 1.50%.</p>	<p>The Somerset County Infants and Toddlers Program data did not meet the State's target for this indicator.</p> <p>MSDE expects the Somerset County Infants and Toddlers Program to fully implement improvement activities to ensure results that meet the State's target.</p>




Monitoring Priorities and Indicators	Status	MSDE Analysis/Next Steps
<p>6. Percent of infants and toddlers birth to 3 with IFSPs compared to national data. (20 U.S.C. 1416(a)(3)(B) and 1442) [Results Indicator]</p>	<p>The Somerset County Infants and Toddlers Program data for this indicator are 2.40%. This represents an increase from the FFY 2009 results of 1.70%. The State's target for this indicator is 2.88%.</p>	<p>The Somerset County Infants and Toddlers Program data did not meet the State's target for this indicator.  MSDE expects the Somerset County Infants and Toddlers Program to fully implement improvement activities to ensure results that meet the State's target.</p>
<p>7. Percent of eligible infants and toddlers with IFSPs for whom an evaluation and assessment and an initial IFSP meeting were conducted within Part C's 45-day timeline. (20 U.S.C. 1416(a)(3)(B) and 1442) [Compliance Indicator]</p>	<p>The Somerset County Infants and Toddlers Program data for this indicator are 66.7%. This represents a decrease from the FFY 2009 results of 100%. The State's target for this indicator is 100%.</p>	<p>The Somerset County Infants and Toddlers Program data did not meet the State's target for this indicator.  MSDE expects the Somerset County Infants and Toddlers Program to fully implement improvement activities to ensure correction of noncompliance as soon as possible but in no case later than one year.</p>
<p>8A. Percent of all children exiting Part C who received timely transition planning to support the child's transition to preschool and other appropriate community services by their third birthday including: A. IFSPs with transition steps and services; (20 U.S.C. 1416(a)(3)(B) and 1442) [Compliance Indicator]</p>	<p>The Somerset County Infants and Toddlers Program data for this indicator are 100%. This is the same result reported in FFY 2009. The State's target for this indicator is 100%.</p>	<p>The Somerset County Infants and Toddlers Program data met the State's target for this indicator.  MSDE looks forward to the Somerset County Infants and Toddlers Program FFY 2011 data demonstrating continued compliance.</p>

Monitoring Priorities and Indicators	Status	MSDE Analysis/Next Steps
<p>8B. Percent of all children exiting Part C who received timely transition planning to support the child's transition to preschool and other appropriate community services by their third birthday including:</p> <p>B. Notification to LEA, if child potentially eligible for Part B; and</p> <p>(20 U.S.C. 1416(a)(3)(B) and 1442)</p> <p>[Compliance Indicator]</p>	<p>The Somerset County Infants and Toddlers Program data for this indicator are 100%. This is the same result reported in FFY 2009 of 100%. The State's target for this indicator is 100%.</p>	<p>The Somerset County Infants and Toddlers Program data met the State's target for this indicator.</p> <p>MSDE looks forward to the Somerset County Infants and Toddlers Program FFY 2011 data demonstrating continued compliance.</p>
<p>8C. Percent of all children exiting Part C who received timely transition planning to support the child's transition to preschool and other appropriate community services by their third birthday including:</p> <p>C. Transition conference, if child potentially eligible for Part B.</p> <p>(20 U.S.C. 1416(a)(3)(B) and 1442).</p> <p>[Compliance Indicator]</p>	<p>The Somerset County Infants and Toddlers Program data for this indicator are 81.8%. This represents a decrease from the FFY 2009 results of 90.0%. The State's target for this indicator is 100%.</p>	<p>The Somerset County Infants and Toddlers Program data did not meet the State's target for this indicator.</p> <p>MSDE expects the Somerset County Infants and Toddlers Program to fully implement improvement activities to ensure correction of noncompliance as soon as possible but in no case later than one year.</p>
<p>9. General supervision system (including monitoring, complaints, hearings, etc.) identifies and corrects noncompliance as soon as possible but in no case later than one year from identification.</p> <p>(20 U.S.C. 1416(a)(3)(B) and 1442)</p> <p>[Compliance Indicator]</p>	<p>The Somerset County Infants and Toddlers Program had 1 (of 1) incidence of noncompliance in FFY 2009 that was corrected within 1 year of notification. The State's target for this indicator is 100%.</p>	<p>The Somerset County Infants and Toddlers Program data met the State's target for this indicator.</p> <p>MSDE looks forward to the Somerset County Infants and Toddlers Program FFY 2011 data demonstrating continued compliance.</p>



Monitoring Priorities and Indicators	Status	MSDE Analysis/Next Steps
<p>14. State reported data (618 and State Performance Plan and Annual Performance Report) are timely and accurate.</p> <p>(20 U.S.C. 1416(a)(3)(B) and 1442)</p> <p>[Compliance Indicator]</p>	<p>Somerset County Infants and Toddlers Program submitted Child Find 0-1 data, the Semi-Annual Program Report, and the Final Fiscal Report in a timely and accurate manner. However, submissions of the Child Find 0-3 data, the Final Program Report, and the Semi-Annual Fiscal Report were considered untimely.</p>	<p>Somerset County Infants and Toddlers' data did not meet the State's target for timely and accurate submission of required 618 data, Fiscal Reports, and Programmatic Reports for FFY 2010.</p> <p>MSDE expects the Somerset County Infants and Toddlers Program's submission of required FFY 2011 data to be timely and accurate.</p>



Bernard J. Sadusky, Ed.D.  
Interim State Superintendent of Schools

200 West Baltimore Street • Baltimore, MD 21201 • 410-767-0100 • 410-333-6442 TTY/TDD • MarylandPublicSchools.org

May 9, 2012

William Icenhower, M.D., M.P.H.  
Health Officer  
St. Mary's County Health Department  
P.O. Box 316  
21580 Peabody Street  
Leonardtown, MD 20650

Dear Dr. Icenhower:

The Individuals with Disabilities Education Act 2004 (IDEA) focuses on each state's accountability on the State Performance Plan (SPP) indicators defined by the Office of Special Education Programs (OSEP). OSEP reviews each state's SPP and Annual Performance Report (APR) annually. Using the information obtained through review of the APR and other data sources, OSEP evaluates each state's performance on these indicators, and assigns each state to one of four levels of determination: Meets Requirements, Needs Assistance, Needs Intervention, or Needs Substantial Intervention. The determinations required under the federal statute are part of the on-going efforts to improve results for children and youth with disabilities. The Maryland State Department of Education (MSDE) anticipates receiving its current federal determination for Federal Fiscal Year (FFY) 2010 (2010-2011) Part C in early June 2012. In accordance with 34 CFR §300.606, if OSEP identifies MSDE as Needs Assistance, Needs Intervention, or Needs Substantial Intervention, MSDE is required to notify local school systems, public agencies, the media, and the public of the action.

Pursuant to 20 U.S.C. §1416(a)(1)(C)(i), MSDE is also required to make determinations annually on the performance of each Infants and Toddlers Program in the State using the categories in 34 C.F.R. §300.603(b)(1), use appropriate mechanisms, consistent with 34 C.F.R. §300.604, which must include, if applicable, the enforcement mechanisms identified in 34 C.F.R. §300.604(a)(1) (technical assistance), (a)(3) (conditions on funding of a local school system), (b)(2)(i) (a corrective action plan or improvement plan), (b)(2)(v) (withholding funds, in whole or in part by MSDE), and (c)(2) (withholding funds, in whole or in part, by MSDE). In accordance with 20 U.S.C. §1416(e) and 34 C.F.R. §300.603(b)(1), MSDE must use one of the following four categories to assign a determination to each Infants and Toddlers Program: Meets Requirements, Needs Assistance, Needs Intervention, and Needs Substantial Intervention.

The MSDE, Division of Special Education/Early Intervention Services, uses a results-based rubric on specific indicators to rate each public agency's performance in meeting the State's targets for FFY 2010. Attached is a document entitled "Part C and Part B Public Agency Determination" that lists the Part C indicators included in making determinations. MSDE carefully considered all aspects of this process. Based on FFY2010 data, as well as information obtained through monitoring and complaint investigations (if any), the St. Mary's County Infants and Toddlers Program has been determined to be **Meets Requirements**.



William Icenhower, M.D., M.P.H.

May 9, 2012

Page 2

To be in the category of Meets Requirements, the St. Mary's County Infants and Toddlers Program must have met or exceeded the State's target on at least 2 performance indicators (2, 4a, 4b, 4c, 5, and 6) and Natural Environment data (Indicator 2) is not significantly below the State's target. In addition, the St. Mary's County Infants and Toddlers Program must have demonstrated at least substantial compliance (at least 95.0%) for at least five of the six compliance indicators (1, 7, 8a, 8b, 8c, and 14), and demonstrated full compliance (100%) in at least 2 compliance indicators.

Finally, all previously identified noncompliance, including fiscal noncompliance, must have been corrected within one year of notification (Indicator 9).

Attached to this letter are copies of the following documents:

- Part C Local Determination Table; and
- Part C Local Determination Framework for Technical Assistance and Intervention.

The "Part C Local Determination Table" provides an analysis of the St. Mary's County Infants and Toddlers Program data. The "Part C Local Determination Framework for Technical Assistance and Intervention" provides additional information relative to technical assistance and support available to your local Infants and Toddlers Program.

As you know, the State must report annually to the public on the performance of each local Infants and Toddlers Program on the targets in the SPP under IDEA. The public may access the MSDE IDEA performance report at <http://mdideareport.org>. The requirement for public reporting on local Infants and Toddlers Program performance is a critical provision in ensuring accountability focusing on improved results for infants and toddlers with disabilities and their families. MSDE will continue to provide technical assistance opportunities as you work to improve performance under Part C of the IDEA.

Congratulations on your hard work and commitment to excellence. If you have any feedback on our past technical assistance efforts or the need for guidance, we would be happy to hear from you as we work to develop further mechanisms to support local improvement activities. The MSDE is committed to supporting the efforts of the St. Mary's County Infants and Toddlers Program to improve results for infants and toddlers with disabilities and their families. If you have any questions, would like to discuss this further, or want to request technical assistance, please do not hesitate to call me at 410-767-0238.

Sincerely,



Marcella E. Franczkowski, M.S.  
Assistant State Superintendent  
Division of Special Education/  
Early Intervention Services

MF/TS:BMM  
Attachments

c: Bernard Sadusky  
Branch/Section Chiefs

Melissa Charbonnet  
Anita Stevens

**St. Mary's County Infants and Toddlers Program  
Part C Local Determination Table**

**Federal Fiscal Year (FFY) 2010 / State Fiscal Year (SFY) 2011**

**July 1, 2010 through June 30, 2011**

Monitoring Priorities and Indicators	Status	MSDE Analysis/Next Steps
<p>1. Percent of infants and toddlers with IFSPs who receive the early intervention services on their IFSPs in a timely manner. (20 U.S.C. 1416(a)(3)(A) and 1442) [Compliance Indicator]</p>	<p>The St. Mary's County Infants and Toddlers Program data for this indicator are 98.6%. This represents a decrease from the FFY 2009* results of 99.1%. The State's target for this indicator is 100%.  *FFY 2009: July 1, 2009-June 30, 2009</p>	<p>The St. Mary's County Infants and Toddlers Program data represent substantial compliance for this indicator.  MSDE looks forward to the St. Mary's Infants and Toddlers Program FFY 2011 data demonstrating 100% compliance and expects the program to fully implement improvement activities to ensure correction of noncompliance as soon as possible but in no case later than one year.</p>
<p>2. Percent of infants and toddlers with IFSPs who primarily receive early intervention services in the home or community-based settings. (20 U.S.C. 1416(a)(3)(A) and 1442) [Results Indicator]</p>	<p>The St. Mary's County Infants and Toddlers Program data for this indicator are 95.0%. This represents an increase from the FFY 2009 results of 91.5%. The State's target for this indicator is 91.0%.</p>	<p>The St. Mary's County Infants and Toddlers Program data met the State's target for this indicator.  MSDE looks forward to the St. Mary's County Infants and Toddlers Program FFY 2011 data demonstrating continued success.</p>
<p>4A. Percent of families participating in Part C who report that early intervention services have helped the family: A. Know their rights; (20 U.S.C. 1416(a)(3)(A) and 1442) [Results Indicator]</p>	<p>The St. Mary's County Infants and Toddlers Program data for this indicator are 97.2%. This represents an increase from the FFY 2009 results of 83.1%. The State's target for this indicator is 78.0%.</p>	<p>The St. Mary's County Infants and Toddlers Program data met the State's target for this indicator.  MSDE looks forward to the St. Mary's County Infants and Toddlers Program FFY 2011 data demonstrating continued success.</p>



Monitoring Priorities and Indicators	Status	MSDE Analysis/Next Steps
<p>4B. Percent of families participating in Part C who report that early intervention services have helped the family:</p> <p>B. Effectively communicate their children's needs</p> <p>(20 U.S.C. 1416(a)(3)(A) and 1442)</p> <p>[Results Indicator]</p>	<p>The St. Mary's County Infants and Toddlers Program data for this indicator are 95.8%. This represents an increase from the FFY 2009 results of 80.7%. The State's target for this indicator is 76.0%.</p>	<p>The St. Mary's County Infants and Toddlers Program data met the State's target for this indicator.</p> <p>MSDE looks forward to the St. Mary's County Infants and Toddlers Program FFY 2011 data demonstrating continued success.</p>
<p>4C. Percent of families participating in Part C who report that early intervention services have helped the family:</p> <p>C. Help their children develop and learn.</p> <p>(20 U.S.C. 1416(a)(3)(A) and 1442)</p> <p>[Results Indicator]</p>	<p>The St. Mary's County Infants and Toddlers Program data for this indicator are 97.1%. This represents an increase from the FFY 2009 results of 90.4%. The State's target for this indicator is 86.0%.</p>	<p>The St. Mary's County Infants and Toddlers Program data met the State's target for this indicator.</p> <p>MSDE looks forward to the St. Mary's County Infants and Toddlers Program FFY 2011 data demonstrating continued success.</p>
<p>5. Percent of infants and toddlers birth to 1 with IFSPs compared to national data.</p> <p>(20 U.S.C. 1416(a)(3)(B) and 1442)</p> <p>[Results Indicator]</p>	<p>The St. Mary's County Infants and Toddlers Program data for this indicator are 0.69%. This represents a decrease from the FFY 2009 results of 1.23%. The State's target is 1.50%.</p>	<p>The St. Mary's County Infants and Toddlers Program data did not meet the State's target for this indicator.</p> <p>MSDE expects the St. Mary's County Infants and Toddlers Program to fully implement improvement activities to ensure results that meet the State's target.</p>


Monitoring Priorities and Indicators	Status	MSDE Analysis/Next Steps
<p>6. Percent of infants and toddlers birth to 3 with IFSPs compared to national data. (20 U.S.C. 1416(a)(3)(B) and 1442) [Results Indicator]</p>	<p>The St. Mary's County Infants and Toddlers Program data for this indicator are 2.69%. This is a decrease from the FFY 2009 results of 2.83%. The State's target for this indicator is 2.88%.</p>	<p>The St. Mary's County Infants and Toddlers Program data did not meet the State's target for this indicator.</p> <p>MSDE expects the St. Mary's County Infants and Toddlers Program to fully implement improvement activities to ensure results that meet the State's target.</p>
<p>7. Percent of eligible infants and toddlers with IFSPs for whom an evaluation and assessment and an initial IFSP meeting were conducted within Part C's 45-day timeline. (20 U.S.C. 1416(a)(3)(B) and 1442) [Compliance Indicator]</p>	<p>The St. Mary's County Infants and Toddlers Program data for this indicator are 100%. This is an increase from the FFY 2009 results of 99.1%. The State's target for this indicator is 100%.</p>	<p>The St. Mary's County Infants and Toddlers Program data met the State's target for this indicator.</p> <p>MSDE looks forward to the St. Mary's County Infants and Toddlers Program FFY 2011 data demonstrating continued compliance.</p>
<p>8A. Percent of all children exiting Part C who received timely transition planning to support the child's transition to preschool and other appropriate community services by their third birthday including: A. IFSPs with transition steps and services; (20 U.S.C. 1416(a)(3)(B) and 1442) [Compliance Indicator]</p>	<p>The St. Mary's County Infants and Toddlers Program data for this indicator are 100%. This is the same result reported in FFY 2009. The State's target for this indicator is 100%.</p>	<p>The St. Mary's County Infants and Toddlers Program data met the State's target for this indicator.</p> <p>MSDE looks forward to the St. Mary's County Infants and Toddlers Program FFY 2011 data demonstrating continued compliance.</p>



Monitoring Priorities and Indicators	Status	MSDE Analysis/Next Steps
<p>8B. Percent of all children exiting Part C who received timely transition planning to support the child's transition to preschool and other appropriate community services by their third birthday including:</p> <p>B. Notification to LEA, if child potentially eligible for Part B; and (20 U.S.C. 1416(a)(3)(B) and 1442) [Compliance Indicator]</p>	<p>The St. Mary's County Infants and Toddlers Program data for this indicator are 100%. This is the same result reported in FFY 2009. The State's target for this indicator is 100%.</p>	<p>The St. Mary's County Infants and Toddlers Program data met the State's target for this indicator.</p> <p>MSDE looks forward to the St. Mary's County Infants and Toddlers Program FFY 2011 data demonstrating continued compliance.</p>
<p>8C. Percent of all children exiting Part C who received timely transition planning to support the child's transition to preschool and other appropriate community services by their third birthday including:</p> <p>C. Transition conference, if child potentially eligible for Part B. (20 U.S.C. 1416(a)(3)(B) and 1442). [Compliance Indicator]</p>	<p>The St. Mary's County Infants and Toddlers Program data for this indicator are 100%. This represents an increase from the FFY 2009 result of 98.2%. The State's target for this indicator is 100%.</p>	<p>The St. Mary's County Infants and Toddlers Program data met the State's target for this indicator.</p> <p>MSDE looks forward to the St. Mary's County Infants and Toddlers Program FFY 2011 data demonstrating continued compliance.</p>
<p>9. General supervision system (including monitoring, complaints, hearings, etc.) identifies and corrects noncompliance as soon as possible but in no case later than one year from identification. (20 U.S.C. 1416(a)(3)(B) and 1442) [Compliance Indicator]</p>	<p>The St. Mary's County Infants and Toddlers Program had 1 (of 1) incidence of noncompliance in FFY 2009 that was corrected within 1 year of notification. The State's target for this indicator is 100%.</p>	<p>The St. Mary's County Infants and Toddlers Program data met the State's target for this indicator.</p> <p>MSDE looks forward to the St. Mary's County Infants and Toddlers Program FFY 2011 data demonstrating continued compliance.</p>

Monitoring Priorities and Indicators	Status	MSDE Analysis/Next Steps
<p>14. State reported data (618 and State Performance Plan and Annual Performance Report) are timely and accurate.</p> <p>(20 U.S.C. 1416(a)(3)(B) and 1442)</p> <p>[Compliance Indicator]</p>	<p>St. Mary's County Infants and Toddlers Program submitted the Child Find 0-3 data, the program reports, and the fiscal reports in a timely and accurate manner. However, submission of the Child Find 0-1 data was considered untimely.</p>	<p>St. Mary's County Infants and Toddlers Program data did not meet the State's target for timely and accurate submission of required 618 data, Fiscal Reports, and Programmatic Reports for FFY 2010.</p> <p>MSDE expects the St. Mary's County Infants and Toddlers Program's submission of required FFY 2011 data to be timely and accurate.</p>





Bernard J. Sadusky, Ed.D.  
Interim State Superintendent of Schools

200 West Baltimore Street • Baltimore, MD 21201 • 410-767-0100 • 410-333-6442 TTY/TDD • MarylandPublicSchools.org

May 9, 2012

Dr. Karen Salmon  
Superintendent  
Talbot County Public Schools  
P. O. Box 1029  
Easton, MD 21601

Dear Dr. Salmon:

The Individuals with Disabilities Education Act 2004 (IDEA) focuses on each state's accountability on the State Performance Plan (SPP) indicators defined by the Office of Special Education Programs (OSEP). OSEP reviews each state's SPP and Annual Performance Report (APR) annually. Using the information obtained through review of the APR and other data sources, OSEP evaluates each state's performance on these indicators, and assigns each state to one of four levels of determination: Meets Requirements, Needs Assistance, Needs Intervention, or Needs Substantial Intervention. The determinations required under the federal statute are part of the on-going efforts to improve results for children and youth with disabilities. The Maryland State Department of Education (MSDE) anticipates receiving its current federal determination for Federal Fiscal Year (FFY) 2010 (2010-2011) Part C in early June 2012. In accordance with 34 CFR §300.606, if OSEP identifies MSDE as Needs Assistance, Needs Intervention, or Needs Substantial Intervention, MSDE is required to notify local school systems, public agencies, the media, and the public of the action.

Pursuant to 20 U.S.C. §1416(a)(1)(C)(i), MSDE is also required to make determinations annually on the performance of each Infants and Toddlers Program in the State using the categories in 34 C.F.R. §300.603(b)(1), use appropriate mechanisms, consistent with 34 C.F.R. §300.604, which must include, if applicable, the enforcement mechanisms identified in 34 C.F.R. §300.604(a)(1) (technical assistance), (a)(3) (conditions on funding of a local school system), (b)(2)(i) (a corrective action plan or improvement plan), (b)(2)(v) (withholding funds, in whole or in part by MSDE), and (c)(2) (withholding funds, in whole or part, by MSDE). In accordance with 20 U.S.C. §1416(e) and 34 C.F.R. §300.603(b)(1), MSDE must use one of the following four categories to assign a determination to each Infants and Toddlers Program: Meets Requirements, Needs Assistance, Needs Intervention, and Needs Substantial Intervention.

The MSDE, Division of Special Education/Early Intervention Services, uses a results-based rubric on specific indicators to rate each public agency's performance in meeting the State's targets for FFY 2010. Attached is a document entitled "Part C and Part B Public Agency Determination" that lists the Part C indicators included in making determinations. MSDE carefully considered all aspects of this process. Based on FFY2010 data, as well as information obtained through monitoring and complaint investigations (if any), the Talbot County Infants and Toddlers Program has been determined to be **Meets Requirements**.

**Maryland Public Schools: #1 in the Nation Four Years in a Row**

Dr. Karen Salmon

May 9, 2012

Page 2

To be in the category of Meets Requirements, the Talbot County Infants and Toddlers Program must have met or exceeded the State's target on at least 2 performance indicators (2, 4a, 4b, 4c, 5, and 6) and Natural Environment data (Indicator 2) is not significantly below the State's target. In addition, the Talbot County Infants and Toddlers Program must have demonstrated at least substantial compliance (at least 95.0%) for at least five of the six compliance indicators (1, 7, 8a, 8b, 8c, and 14), and demonstrated full compliance (100%) in at least 2 compliance indicators. Finally, all previously identified noncompliance, including fiscal noncompliance, must have been corrected within one year of notification (Indicator 9).

Attached to this letter are copies of the following documents:

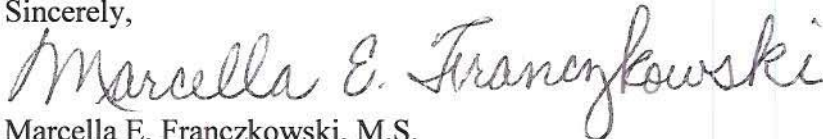
- Part C Local Determination Table; and
- Part C Local Determination Framework for Technical Assistance and Intervention.

The "Part C Local Determination Table" provides an analysis of the Talbot County Infants and Toddlers Program data. The "Part C Local Determination Framework for Technical Assistance and Intervention" provides additional information relative to technical assistance and support available to your local Infants and Toddlers Program.

As you know, the State must report annually to the public on the performance of each local Infants and Toddlers Program on the targets in the SPP under IDEA. The public may access the MSDE IDEA performance report at <http://mdideareport.org>. The requirement for public reporting on local Infants and Toddlers Program performance is a critical provision in ensuring accountability focusing on improved results for infants and toddlers with disabilities and their families. MSDE will continue to provide technical assistance opportunities as you work to improve performance under Part C of the IDEA.

Congratulations on your hard work and commitment to excellence. If you have any feedback on our past technical assistance efforts or the need for guidance, we would be happy to hear from you as we work to develop further mechanisms to support local improvement activities. The MSDE is committed to supporting the efforts of the Talbot County Infants and Toddlers Program to improve results for infants and toddlers with disabilities and their families. If you have any questions, would like to discuss this further, or want to request technical assistance, please do not hesitate to call me at 410-767-0238.

Sincerely,



Marcella E. Franczkowski, M.S.  
Assistant State Superintendent  
Division of Special Education/  
Early Intervention Services

MF/TS:BMM  
Attachments

c: Bernard Sadusky  
Branch/Section Chiefs

Kristin Mentges  
Michelle Steelman



## Talbot County Infants and Toddlers Program

### Part C Local Determination Table

**Federal Fiscal Year (FFY) 2010 / State Fiscal Year (SFY) 2011**

**July 1, 2010 through June 30, 2011**

Monitoring Priorities and Indicators	Status	MSDE Analysis/Next Steps
<p>1. Percent of infants and toddlers with IFSPs who receive the early intervention services on their IFSPs in a timely manner. (20 U.S.C. 1416(a)(3)(A) and 1442) [Compliance Indicator]</p>	<p>The Talbot County Infants and Toddlers Program data for this indicator are 100%. This is the same result reported in FFY 2009*. The State's target for this indicator is 100%.</p> <p>*FFY 2009: July 1, 2009-June 30, 2010</p>	<p>The Talbot County Infants and Toddlers Program data met the State's target for this indicator.</p> <p>MSDE looks forward to the Talbot County Infants and Toddlers Program FFY 2011 data demonstrating continued compliance.</p>
<p>2. Percent of infants and toddlers with IFSPs who primarily receive early intervention services in the home or community-based settings. (20 U.S.C. 1416(a)(3)(A) and 1442) [Results Indicator]</p>	<p>The Talbot County Infants and Toddlers Program data for this indicator are 100%. This is the same result reported in FFY 2009. The State's target for this indicator is 91.0%.</p>	<p>The Talbot County Infants and Toddlers Program data met the State's target for this indicator.</p> <p>MSDE looks forward to the Talbot County Infants and Toddlers Program FFY 2011 data demonstrating continued success.</p>
<p>4A. Percent of families participating in Part C who report that early intervention services have helped the family: A. Know their rights; (20 U.S.C. 1416(a)(3)(A) and 1442) [Results Indicator]</p>	<p>The Talbot County Infants and Toddlers Program data for this indicator are 100%. This represents an increase from the FFY 2009 results of 86.7%. The State's target for this indicator is 78.0%.</p>	<p>The Talbot County Infants and Toddlers Program data met the State's target for this indicator.</p> <p>MSDE looks forward to the Talbot County Infants and Toddlers Program FFY 2011 data demonstrating continued success.</p>

Monitoring Priorities and Indicators	Status	MSDE Analysis/Next Steps
<p>4B. Percent of families participating in Part C who report that early intervention services have helped the family:</p> <p>B. Effectively communicate their children's needs</p> <p>(20 U.S.C. 1416(a)(3)(A) and 1442)</p> <p>[Results Indicator]</p>	<p>The Talbot County Infants and Toddlers Program data for this indicator are 100%. This represents an increase from the FFY 2009 results of 73.3%. The State's target for this indicator is 76.0%.</p>	<p>The Talbot County Infants and Toddlers Program data met the State's target for this indicator.</p> <p>MSDE looks forward to the Talbot County Infants and Toddlers Program FFY 2011 data demonstrating continued success.</p>
<p>4C. Percent of families participating in Part C who report that early intervention services have helped the family:</p> <p>C. Help their children develop and learn.</p> <p>(20 U.S.C. 1416(a)(3)(A) and 1442)</p> <p>[Results Indicator]</p>	<p>The Talbot County Infants and Toddlers Program data for this indicator are 100%. This is the same result reported in FFY 2009. The State's target for this indicator is 86.0%.</p>	<p>The Talbot County Infants and Toddlers Program data met the State's target for this indicator.</p> <p>MSDE looks forward to the Talbot County Infants and Toddlers Program FFY 2011 data demonstrating continued success.</p>
<p>5. Percent of infants and toddlers birth to 1 with IFSPs compared to national data.</p> <p>(20 U.S.C. 1416(a)(3)(B) and 1442)</p> <p>[Results Indicator]</p>	<p>The Talbot County Infants and Toddlers Program data for this indicator are 1.81%. This represents an increase from the FFY 2009 results of 0.97%. The State's target is 1.50%.</p>	<p>The Talbot County Infants and Toddlers Program data met the State's target for this indicator.</p> <p>MSDE looks forward to the Talbot County Infants and Toddlers Program FFY 2011 data demonstrating continued success.</p>




Monitoring Priorities and Indicators	Status	MSDE Analysis/Next Steps
<p>6. Percent of infants and toddlers birth to 3 with IFSPs compared to national data. (20 U.S.C. 1416(a)(3)(B) and 1442) [Results Indicator]</p>	<p>The Talbot County Infants and Toddlers Program data for this indicator are 2.66%. This is the same result reported in FFY 2009. The State's target for this indicator is 2.88%.</p>	<p>The Talbot County Infants and Toddlers Program data did not meet the State's target for this indicator.  MSDE expects the Talbot County Infants and Toddlers Program to fully implement improvement activities to ensure results that meet the State's target.</p>
<p>7. Percent of eligible infants and toddlers with IFSPs for whom an evaluation and assessment and an initial IFSP meeting were conducted within Part C's 45-day timeline. (20 U.S.C. 1416(a)(3)(B) and 1442) [Compliance Indicator]</p>	<p>The Talbot County Infants and Toddlers Program data for this indicator are 100%. This is the same result reported in FFY 2009. The State's target for this indicator is 100%.</p>	<p>The Talbot County Infants and Toddlers Program data met the State's target for this indicator.  MSDE looks forward to the Talbot County Infants and Toddlers Program FFY 2011 data demonstrating continued compliance.</p>
<p>8A. Percent of all children exiting Part C who received timely transition planning to support the child's transition to preschool and other appropriate community services by their third birthday including: A. IFSPs with transition steps and services; (20 U.S.C. 1416(a)(3)(B) and 1442) [Compliance Indicator]</p>	<p>The Talbot County Infants and Toddlers Program data for this indicator are 100%. This is the same result reported in FFY 2009. The State's target for this indicator is 100%.</p>	<p>The Talbot County Infants and Toddlers Program data met the State's target for this indicator.  MSDE looks forward to the Talbot County Infants and Toddlers Program FFY 2011 data demonstrating continued compliance.</p>

Monitoring Priorities and Indicators	Status	MSDE Analysis/Next Steps
<p>8B. Percent of all children exiting Part C who received timely transition planning to support the child's transition to preschool and other appropriate community services by their third birthday including:</p> <p>B. Notification to LEA, if child potentially eligible for Part B; and (20 U.S.C. 1416(a)(3)(B) and 1442)</p> <p>[Compliance Indicator]</p>	<p>The Talbot County Infants and Toddlers Program data for this indicator are 100%. This is the same result reported in FFY 2009. The State's target for this indicator is 100%.</p>	<p>The Talbot County Infants and Toddlers Program data met the State's target for this indicator.</p> <p>MSDE looks forward to the Talbot County Infants and Toddlers Program FFY 2011 data demonstrating continued compliance.</p>
<p>8C. Percent of all children exiting Part C who received timely transition planning to support the child's transition to preschool and other appropriate community services by their third birthday including:</p> <p>C. Transition conference, if child potentially eligible for Part B. (20 U.S.C. 1416(a)(3)(B) and 1442).</p> <p>[Compliance Indicator]</p>	<p>The Talbot County Infants and Toddlers Program data for this indicator are 100%. This is the same result reported in FFY 2009. The State's target for this indicator is 100%.</p>	<p>The Talbot County Infants and Toddlers Program data met the State's target for this indicator.</p> <p>MSDE looks forward to the Talbot County Infants and Toddlers Program FFY 2011 data demonstrating continued compliance.</p>
<p>9. General supervision system (including monitoring, complaints, hearings, etc.) identifies and corrects noncompliance as soon as possible but in no case later than one year from identification. (20 U.S.C. 1416(a)(3)(B) and 1442)</p> <p>[Compliance Indicator]</p>	<p>The Talbot County Infants and Toddlers Program had no incidences of noncompliance that required correction in FFY 2009. The State's target for this indicator is 100%.</p>	<p>The Talbot County Infants and Toddlers Program data met the State's target for this indicator.</p> <p>MSDE looks forward to the Talbot County Infants and Toddlers Program FFY 2011 data demonstrating continued compliance.</p>



Monitoring Priorities and Indicators	Status	MSDE Analysis/Next Steps
<p>14. State reported data (618 and State Performance Plan and Annual Performance Report) are timely and accurate.</p> <p>(20 U.S.C. 1416(a)(3)(B) and 1442) [Compliance Indicator]</p>	<p>Talbot County Infants and Toddlers Program submitted the 618 Data, Final Fiscal, and program reports were submitted in a timely and accurate manner. However, submission of the Semi-Annual Fiscal Report was considered untimely.</p>	<p>Talbot County Infants and Toddlers' data did not meet the State's target for timely submission of required 618 data, Fiscal Reports, and Programmatic Reports for FFY 2010.</p> <p>MSDE expects the Talbot County Infants and Toddlers Program's submission of required FFY 2011 data to be timely and accurate.</p>



Bernard J. Sadusky, Ed.D.  
Interim State Superintendent of Schools

200 West Baltimore Street • Baltimore, MD 21201 • 410-767-0100 • 410-333-6442 TTY/TDD • MarylandPublicSchools.org

May 9, 2012

Dr. Stan Schaub  
Washington County Board of Education  
P.O. Box 730  
820 Commonwealth Avenue  
Hagerstown, MD 21741

Dear Dr. Schaub:

The Individuals with Disabilities Education Act 2004 (IDEA) focuses on each state's accountability on the State Performance Plan (SPP) indicators defined by the Office of Special Education Programs (OSEP). OSEP reviews each state's SPP and Annual Performance Report (APR) annually. Using the information obtained through review of the APR and other data sources, OSEP evaluates each state's performance on these indicators, and assigns each state to one of four levels of determination: Meets Requirements, Needs Assistance, Needs Intervention, or Needs Substantial Intervention. The determinations required under the federal statute are part of the on-going efforts to improve results for children and youth with disabilities. The Maryland State Department of Education (MSDE) anticipates receiving its current federal determination for Federal Fiscal Year (FFY) 2010 (2010-2011) Part C in early June 2012. In accordance with 34 CFR §300.606, if OSEP identifies MSDE as Needs Assistance, Needs Intervention, or Needs Substantial Intervention, MSDE is required to notify local school systems, public agencies, the media, and the public of the action.

Pursuant to 20 U.S.C. §1416(a)(1)(C)(i), MSDE is also required to make determinations annually on the performance of each Infants and Toddlers Program in the State using the categories in 34 C.F.R. §300.603(b)(1), use appropriate mechanisms, consistent with 34 C.F.R. §300.604, which must include, if applicable, the enforcement mechanisms identified in 34 C.F.R. §300.604(a)(1) (technical assistance), (a)(3) (conditions on funding of a local school system), (b)(2)(i) (a corrective action plan or improvement plan), (b)(2)(v) (withholding funds, in whole or in part by MSDE), and (c)(2) (withholding funds, in whole or part, by MSDE). In accordance with 20 U.S.C. §1416(e) and 34 C.F.R. §300.603(b)(1), MSDE must use one of the following four categories to assign a determination to each Infants and Toddlers Program: Meets Requirements, Needs Assistance, Needs Intervention, and Needs Substantial Intervention.

The MSDE, Division of Special Education/Early Intervention Services, uses a results-based rubric on specific indicators to rate each public agency's performance in meeting the State's targets for FFY 2010. Attached is a document entitled "Part C and Part B Public Agency Determination" that lists the Part C indicators included in making determinations. MSDE carefully considered all aspects of this process. Based on FFY2010 data, as well as information obtained through monitoring and complaint investigations (if any), the Washington County Infants and Toddlers Program has been determined to be **Meets Requirements**.

**Maryland Public Schools: #1 in the Nation Four Years in a Row**



To be in the category of Meets Requirements, the Washington County Infants and Toddlers Program must have met or exceeded the State's target on at least 2 performance indicators (2, 4a, 4b, 4c, 5, and 6) and Natural Environment data (Indicator 2) is not significantly below the State's target. In addition, the Washington County Infants and Toddlers Program must have demonstrated at least substantial compliance (at least 95.0%) for at least five of the six compliance indicators (1, 7, 8a, 8b, 8c, and 14), and demonstrated full compliance (100%) in at least 2 compliance indicators.

Finally, all previously identified noncompliance, including fiscal noncompliance, must have been corrected within one year of notification (Indicator 9).

Attached to this letter are copies of the following documents:

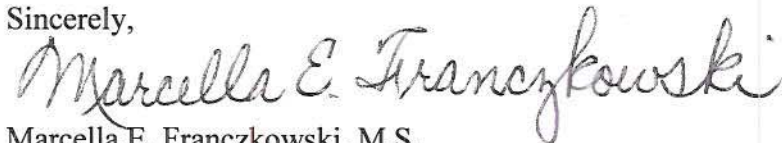
- Part C Local Determination Table; and
- Part C Local Determination Framework for Technical Assistance and Intervention.

The "Part C Local Determination Table" provides an analysis of the Washington County Infants and Toddlers Program data. The "Part C Local Determination Framework for Technical Assistance and Intervention" provides additional information relative to technical assistance and support available to your local Infants and Toddlers Program.

As you know, the State must report annually to the public on the performance of each local Infants and Toddlers Program on the targets in the SPP under IDEA. The public may access the MSDE IDEA performance report at <http://mdideareport.org>. The requirement for public reporting on local Infants and Toddlers Program performance is a critical provision in ensuring accountability focusing on improved results for infants and toddlers with disabilities and their families. MSDE will continue to provide technical assistance opportunities as you work to improve performance under Part C of the IDEA.

Congratulations on your hard work and commitment to excellence. If you have any feedback on our past technical assistance efforts or the need for guidance, we would be happy to hear from you as we work to develop further mechanisms to support local improvement activities. The MSDE is committed to supporting the efforts of the Washington County Infants and Toddlers Program to improve results for infants and toddlers with disabilities and their families. If you have any questions, would like to discuss this further, or want to request technical assistance, please do not hesitate to call me at 410-767-0238.

Sincerely,



Marcella E. Franczkowski, M.S.  
Assistant State Superintendent  
Division of Special Education/  
Early Intervention Services

MF/TS:BMM  
Attachments

c: Bernard Sadusky  
Branch/Section Chiefs

Jeff Gladhill  
Miriam Robins

## Washington County Infants and Toddlers Program

### Part C Local Determination Table

**Federal Fiscal Year (FFY) 2010 / State Fiscal Year (SFY) 2011**

**July 1, 2010 through June 30, 2011**

Monitoring Priorities and Indicators	Status	MSDE Analysis/Next Steps
<p>1. Percent of infants and toddlers with IFSPs who receive the early intervention services on their IFSPs in a timely manner. (20 U.S.C. 1416(a)(3)(A) and 1442) [Compliance Indicator]</p>	<p>The Washington County Infants and Toddlers Program data for this indicator are 98.9%. This represents an increase from the FFY 2009* reported results of 98.7%. The State's target for this indicator is 100%.  *FFY 2009: July 1, 2009-June 30, 2010</p>	<p>The Washington County Infants and Toddlers Program data represent substantial compliance for this indicator.  MSDE looks forward to the Washington Infants and Toddlers Program FFY 2011 data demonstrating 100% compliance and expects the program to fully implement improvement activities to ensure correction of noncompliance as soon as possible but in no case later than one year.</p>
<p>2. Percent of infants and toddlers with IFSPs who primarily receive early intervention services in the home or community-based settings. (20 U.S.C. 1416(a)(3)(A) and 1442) [Results Indicator]</p>	<p>The Washington County Infants and Toddlers Program data for this indicator are 98.6%. This represents a decrease from the FFY 2009 reported results of 99.3%. The State's target for this indicator is 91.0%.</p>	<p>The Washington County Infants and Toddlers Program data met the State's target for this indicator.  MSDE looks forward to the Washington County Infants and Toddlers Program FFY 2011 data demonstrating continued success.</p>
<p>4A. Percent of families participating in Part C who report that early intervention services have helped the family: A. Know their rights; (20 U.S.C. 1416(a)(3)(A) and 1442) [Results Indicator]</p>	<p>The Washington County Infants and Toddlers Program data for this indicator are 97.6%. This represents an increase from the FFY 2009 reported results of 89.0%. The State's target for this indicator is 78.0%.</p>	<p>The Washington County Infants and Toddlers Program data met the State's target for this indicator.  MSDE looks forward to the Washington County Infants and Toddlers Program FFY 2011 data demonstrating continued success.</p>



Monitoring Priorities and Indicators	Status	MSDE Analysis/Next Steps
<p>4B. Percent of families participating in Part C who report that early intervention services have helped the family:</p> <p>B. Effectively communicate their children's needs</p> <p>(20 U.S.C. 1416(a)(3)(A) and 1442)</p> <p>[Results Indicator]</p>	<p>The Washington County Infants and Toddlers Program data for this indicator are 98.4%. This represents an increase from the FFY 2009 reported results of 86.8%. The State's target for this indicator is 76.0%.</p>	<p>The Washington County Infants and Toddlers Program data met the State's target for this indicator.</p> <p>MSDE looks forward to the Washington County Infants and Toddlers Program FFY 2011 data demonstrating continued success.</p>
<p>4C. Percent of families participating in Part C who report that early intervention services have helped the family:</p> <p>C. Help their children develop and learn.</p> <p>(20 U.S.C. 1416(a)(3)(A) and 1442)</p> <p>[Results Indicator]</p>	<p>The Washington County Infants and Toddlers Program data for this indicator are 100%. This represents an increase from the FFY 2009 reported results of 96.7%. The State's target for this indicator is 86.0%.</p>	<p>The Washington County Infants and Toddlers Program data met the State's target for this indicator.</p> <p>MSDE looks forward to the Washington County Infants and Toddlers Program FFY 2011 data demonstrating continued success.</p>
<p>5. Percent of infants and toddlers birth to 1 with IFSPs compared to national data.</p> <p>(20 U.S.C. 1416(a)(3)(B) and 1442)</p> <p>[Results Indicator]</p>	<p>The Washington County Infants and Toddlers Program data for this indicator are 2.51%. This represents an increase from the FFY 2009 results of 1.29%. The State's target is 1.50%.</p>	<p>The Washington County Infants and Toddlers Program data met the State's target for this indicator.</p> <p>MSDE looks forward to the Washington County Infants and Toddlers Program FFY 2011 data demonstrating continued success.</p>


Monitoring Priorities and Indicators	Status	MSDE Analysis/Next Steps
<p>6. Percent of infants and toddlers birth to 3 with IFSPs compared to national data. (20 U.S.C. 1416(a)(3)(B) and 1442) [Results Indicator]</p>	<p>The Washington County Infants and Toddlers Program data for this indicator are 2.66%. This represents an increase from the FFY 2009 results of 2.52%. The State's target for this indicator is 2.88%.</p>	<p>The Washington County Infants and Toddlers Program data did not meet the State's target for this indicator.  MSDE expects the Washington County Infants and Toddlers Program to fully implement improvement activities to ensure results that meet the State's target.</p>
<p>7. Percent of eligible infants and toddlers with IFSPs for whom an evaluation and assessment and an initial IFSP meeting were conducted within Part C's 45-day timeline. (20 U.S.C. 1416(a)(3)(B) and 1442) [Compliance Indicator]</p>	<p>The Washington County Infants and Toddlers Program data for this indicator are 100%. This is the same result reported in FFY 2009. The State's target for this indicator is 100%.</p>	<p>The Washington County Infants and Toddlers Program data met the State's target for this indicator.  MSDE looks forward to the Washington County Infants and Toddlers Program FFY 2011 data demonstrating continued compliance.</p>
<p>8A. Percent of all children exiting Part C who received timely transition planning to support the child's transition to preschool and other appropriate community services by their third birthday including: A. IFSPs with transition steps and services; (20 U.S.C. 1416(a)(3)(B) and 1442) [Compliance Indicator]</p>	<p>The Washington County Infants and Toddlers Program data for this indicator are 100%. This is the same result reported in FFY 2009. The State's target for this indicator is 100%.</p>	<p>The Washington County Infants and Toddlers Program data met the State's target for this indicator.  MSDE looks forward to the Washington County Infants and Toddlers Program FFY 2011 data demonstrating continued compliance.</p>



Monitoring Priorities and Indicators	Status	MSDE Analysis/Next Steps
<p>8B. Percent of all children exiting Part C who received timely transition planning to support the child's transition to preschool and other appropriate community services by their third birthday including:</p> <p>B. Notification to LEA, if child potentially eligible for Part B; and (20 U.S.C. 1416(a)(3)(B) and 1442)</p> <p>[Compliance Indicator]</p>	<p>The Washington County Infants and Toddlers Program data for this indicator are 100%. This is the same result reported in FFY 2009. The State's target for this indicator is 100%.</p>	<p>The Washington County Infants and Toddlers Program data met the State's target for this indicator.</p> <p>MSDE looks forward to the Washington County Infants and Toddlers Program FFY 2011 data demonstrating continued compliance.</p>
<p>8C. Percent of all children exiting Part C who received timely transition planning to support the child's transition to preschool and other appropriate community services by their third birthday including:</p> <p>C. Transition conference, if child potentially eligible for Part B. (20 U.S.C. 1416(a)(3)(B) and 1442).</p> <p>[Compliance Indicator]</p>	<p>The Washington County Infants and Toddlers Program data for this indicator are 100%. This is the same result reported in FFY 2009. The State's target for this indicator is 100%.</p>	<p>The Washington County Infants and Toddlers Program data met the State's target for this indicator.</p> <p>MSDE looks forward to the Washington County Infants and Toddlers Program FFY 2011 data demonstrating continued compliance.</p>
<p>9. General supervision system (including monitoring, complaints, hearings, etc.) identifies and corrects noncompliance as soon as possible but in no case later than one year from identification. (20 U.S.C. 1416(a)(3)(B) and 1442)</p> <p>[Compliance Indicator]</p>	<p>The Washington County Infants and Toddlers Program had 2 (of 2) incidences of noncompliance in FFY 2009 that were corrected within 1 year of notification. The State's target for this indicator is 100%.</p>	<p>The Washington County Infants and Toddlers Program data met the State's target for this indicator.</p> <p>MSDE looks forward to the Washington County Infants and Toddlers Program FFY 2011 data demonstrating continued compliance.</p>

Monitoring Priorities and Indicators	Status	MSDE Analysis/Next Steps
<p>14. State reported data (618 and State Performance Plan and Annual Performance Report) are timely and accurate.</p> <p>(20 U.S.C. 1416(a)(3)(B) and 1442)</p> <p>[Compliance Indicator]</p>	<p>Washington County Infants and Toddlers Program submitted the Child Find 0-3 data, the Semi-Annual Report, and the Final Fiscal Report in a timely and accurate manner. However, the Child Find 0-1 data, the Final Program Report, and the Semi-Annual Fiscal Report were not submitted in a timely manner.</p>	<p>Washington County Infants and Toddlers' data did not meet the State's target for timely and accurate submission of required 618 data, Fiscal Reports, and Programmatic Reports for FFY 2010.</p> <p>MSDE expects the Washington County Infants and Toddlers Program's submission of required FFY 2011 data to be timely and accurate.</p>





Bernard J. Sadusky, Ed.D.  
Interim State Superintendent of Schools

200 West Baltimore Street • Baltimore, MD 21201 • 410-767-0100 • 410-333-6442 TTY/TDD • MarylandPublicSchools.org

May 9, 2012

Dr. John Fredericksen  
Superintendent  
Wicomico Co. Board of Education  
P. O. Box 1538  
Salisbury, MD 21802-1538

Dear Dr. Fredericksen:

The Individuals with Disabilities Education Act 2004 (IDEA) focuses on each state's accountability on the State Performance Plan (SPP) indicators defined by the Office of Special Education Programs (OSEP). OSEP reviews each state's SPP and Annual Performance Report (APR) annually. Using the information obtained through review of the APR and other data sources, OSEP evaluates each state's performance on these indicators, and assigns each state to one of four levels of determination: Meets Requirements, Needs Assistance, Needs Intervention, or Needs Substantial Intervention. The determinations required under the federal statute are part of the on-going efforts to improve results for children and youth with disabilities. The Maryland State Department of Education (MSDE) anticipates receiving its current federal determination for Federal Fiscal Year (FFY) 2010 (2010-2011) Part C in early June 2012. In accordance with 34 CFR §300.606, if OSEP identifies MSDE as Needs Assistance, Needs Intervention, or Needs Substantial Intervention, MSDE is required to notify local school systems, public agencies, the media, and the public of the action.

Pursuant to 20 U.S.C. §1416(a)(1)(C)(i), MSDE is also required to make determinations annually on the performance of each Infants and Toddlers Program in the State using the categories in 34 C.F.R. §300.603(b)(1), use appropriate mechanisms, consistent with 34 C.F.R. §300.604, which must include, if applicable, the enforcement mechanisms identified in 34 C.F.R. §300.604(a)(1) (technical assistance), (a)(3) (conditions on funding of a local school system), (b)(2)(i) (a corrective action plan or improvement plan), (b)(2)(v) (withholding funds, in whole or in part by MSDE), and (c)(2) (withholding funds, in whole or part, by MSDE). In accordance with 20 U.S.C. §1416(e) and 34 C.F.R. §300.603(b)(1), MSDE must use one of the following four categories to assign a determination to each Infants and Toddlers Program: Meets Requirements, Needs Assistance, Needs Intervention, and Needs Substantial Intervention.

The MSDE, Division of Special Education/Early Intervention Services, uses a results-based rubric on specific indicators to rate each public agency's performance in meeting the State's targets for FFY 2010. Attached is a document entitled "Part C and Part B Public Agency Determination" that lists the Part C indicators included in making determinations. MSDE carefully considered all aspects of this process. Based on FFY2010 data, as well as information obtained through monitoring and complaint investigations (if any), the Wicomico County Infants and Toddlers Program has been determined to be **Meets Requirements**.

**Maryland Public Schools: #1 in the Nation Four Years in a Row**



To be in the category of Meets Requirements, the Wicomico County Infants and Toddlers Program must have met or exceeded the State's target on at least 2 performance indicators (2, 4a, 4b, 4c, 5, and 6) and Natural Environment data (Indicator 2) is not significantly below the State's target. In addition, the Wicomico County Infants and Toddlers Program must have demonstrated at least substantial compliance (at least 95.0%) for at least five of the six compliance indicators (1, 7, 8a, 8b, 8c, and 14), and demonstrated full compliance (100%) in at least 2 compliance indicators.

Finally, all previously identified noncompliance, including fiscal noncompliance, must have been corrected within one year of notification (Indicator 9).

Attached to this letter are copies of the following documents:

- Part C Local Determination Table; and
- Part C Local Determination Framework for Technical Assistance and Intervention.

The "Part C Local Determination Table" provides an analysis of the Wicomico County Infants and Toddlers Program data. The "Part C Local Determination Framework for Technical Assistance and Intervention" provides additional information relative to technical assistance and support available to your local Infants and Toddlers Program.

As you know, the State must report annually to the public on the performance of each local Infants and Toddlers Program on the targets in the SPP under IDEA. The public may access the MSDE IDEA performance report at <http://mdideareport.org>. The requirement for public reporting on local Infants and Toddlers Program performance is a critical provision in ensuring accountability focusing on improved results for infants and toddlers with disabilities and their families. MSDE will continue to provide technical assistance opportunities as you work to improve performance under Part C of the IDEA.

Congratulations on your hard work and commitment to excellence. If you have any feedback on our past technical assistance efforts or the need for guidance, we would be happy to hear from you as we work to develop further mechanisms to support local improvement activities. The MSDE is committed to supporting the efforts of the Wicomico County Infants and Toddlers Program to improve results for infants and toddlers with disabilities and their families. If you have any questions, would like to discuss this further, or want to request technical assistance, please do not hesitate to call me at 410-767-0238.

Sincerely,



Marcella E. Franczkowski, M.S.  
Assistant State Superintendent  
Division of Special Education/  
Early Intervention Services

MF/TS:BMM  
Attachments

c: Bernard Sadusky  
Branch/Section Chiefs

Bonnie L. Walston  
Patricia Adkins



**Wicomico County Infants and Toddlers Program  
Part C Local Determination Table**

**Federal Fiscal Year (FFY) 2010 / State Fiscal Year (SFY) 2011  
July 1, 2010 through June 30, 2011**

Monitoring Priorities and Indicators	Status	MSDE Analysis/Next Steps
<p>1. Percent of infants and toddlers with IFSPs who receive the early intervention services on their IFSPs in a timely manner. (20 U.S.C. 1416(a)(3)(A) and 1442) [Compliance Indicator]</p>	<p>The Wicomico County Infants and Toddlers Program data for this indicator are 100%. This represents an increase from the FFY 2009* reported results of 99.1%. The State's target for this indicator is 100%.</p> <p>*FFY 2009: July 1, 2009-June 30, 2009</p>	<p>The Wicomico County Infants and Toddlers Program data met the State's target for this indicator.</p> <p>MSDE looks forward to the Wicomico County Infants and Toddlers Program FFY 2011 data demonstrating continued compliance.</p>
<p>2. Percent of infants and toddlers with IFSPs who primarily receive early intervention services in the home or community-based settings. (20 U.S.C. 1416(a)(3)(A) and 1442) [Results Indicator]</p>	<p>The Wicomico County Infants and Toddlers Program data for this indicator are 100%. This represents an increase from the FFY 2009 results of 99.1%. The State's target for this indicator is 91.0%.</p>	<p>The Wicomico County Infants and Toddlers Program data met the State's target for this indicator.</p> <p>MSDE looks forward to the Wicomico County Infants and Toddlers Program FFY 2011 data demonstrating continued success.</p>
<p>4A. Percent of families participating in Part C who report that early intervention services have helped the family: A. Know their rights; (20 U.S.C. 1416(a)(3)(A) and 1442) [Results Indicator]</p>	<p>The Wicomico County Infants and Toddlers Program data for this indicator are 94.8%. This represents an increase from the FFY 2009 results of 85.4%. The State's target for this indicator is 78.0%.</p>	<p>The Wicomico County Infants and Toddlers Program data met the State's target for this indicator.</p> <p>MSDE looks forward to the Wicomico County Infants and Toddlers Program FFY 2011 data demonstrating continued success.</p>

Monitoring Priorities and Indicators	Status	MSDE Analysis/Next Steps
<p>4B. Percent of families participating in Part C who report that early intervention services have helped the family:</p> <p>B. Effectively communicate their children's needs</p> <p>(20 U.S.C. 1416(a)(3)(A) and 1442)</p> <p>[Results Indicator]</p>	<p>The Wicomico County Infants and Toddlers Program data for this indicator are 94.7%. This represents an increase from the FFY 2009 results of 77.1%. The State's target for this indicator is 76.0%.</p>	<p>The Wicomico County Infants and Toddlers Program data met the State's target for this indicator.</p> <p>MSDE looks forward to the Wicomico County Infants and Toddlers Program FFY 2011 data demonstrating continued success.</p>
<p>4C. Percent of families participating in Part C who report that early intervention services have helped the family:</p> <p>C. Help their children develop and learn.</p> <p>(20 U.S.C. 1416(a)(3)(A) and 1442)</p> <p>[Results Indicator]</p>	<p>The Wicomico County Infants and Toddlers Program data for this indicator are 94.7%. This represents an increase from the FFY 2009 results of 89.6%. The State's target for this indicator is 86.0%.</p>	<p>The Wicomico County Infants and Toddlers Program data met the State's target for this indicator.</p> <p>MSDE looks forward to the Wicomico County Infants and Toddlers Program FFY 2011 data demonstrating continued success.</p>
<p>5. Percent of infants and toddlers birth to 1 with IFSPs compared to national data.</p> <p>(20 U.S.C. 1416(a)(3)(B) and 1442)</p> <p>[Results Indicator]</p>	<p>The Wicomico County Infants and Toddlers Program data for this indicator are 1.31%. This represents a decrease from the FFY 2009 results of 1.33%. The State's target is 1.50%.</p>	<p>The Wicomico County Infants and Toddlers Program data did not meet the State's target for this indicator.</p> <p>MSDE expects the Wicomico County Infants and Toddlers Program to fully implement improvement activities to ensure results that meet the State's target.</p>




Monitoring Priorities and Indicators	Status	MSDE Analysis/Next Steps
<p>6. Percent of infants and toddlers birth to 3 with IFSPs compared to national data. (20 U.S.C. 1416(a)(3)(B) and 1442) [Results Indicator]</p>	<p>The Wicomico County Infants and Toddlers Program data for this indicator are 3.16%. This represents an increase from the FFY 2009 results of 2.76%. The State's target for this indicator is 2.88%.</p>	<p>The Wicomico County Infants and Toddlers Program data met the State's target for this indicator.  MSDE looks forward to the Wicomico County Infants and Toddlers Program FFY 2011 data demonstrating continued success.</p>
<p>7. Percent of eligible infants and toddlers with IFSPs for whom an evaluation and assessment and an initial IFSP meeting were conducted within Part C's 45-day timeline. (20 U.S.C. 1416(a)(3)(B) and 1442) [Compliance Indicator]</p>	<p>The Wicomico County Infants and Toddlers Program data for this indicator are 100%. This represents an increase from the FFY 2009 results of 98.2%. The State's target for this indicator is 100%.</p>	<p>The Wicomico County Infants and Toddlers Program data met the State's target for this indicator.  MSDE looks forward to the Wicomico County Infants and Toddlers Program FFY 2011 data demonstrating continued compliance.</p>
<p>8A. Percent of all children exiting Part C who received timely transition planning to support the child's transition to preschool and other appropriate community services by their third birthday including: A. IFSPs with transition steps and services; (20 U.S.C. 1416(a)(3)(B) and 1442) [Compliance Indicator]</p>	<p>The Wicomico County Infants and Toddlers Program data for this indicator are 100%. This is the same result reported in FFY 2009. The State's target for this indicator is 100%.</p>	<p>The Wicomico County Infants and Toddlers Program data met the State's target for this indicator.  MSDE looks forward to the Wicomico County Infants and Toddlers Program FFY 2011 data demonstrating continued compliance.</p>

Monitoring Priorities and Indicators	Status	MSDE Analysis/Next Steps
<p>8B. Percent of all children exiting Part C who received timely transition planning to support the child's transition to preschool and other appropriate community services by their third birthday including:</p> <p>B. Notification to LEA, if child potentially eligible for Part B; and (20 U.S.C. 1416(a)(3)(B) and 1442)</p> <p>[Compliance Indicator]</p>	<p>The Wicomico County Infants and Toddlers Program data for this indicator are 100%. This represents an increase from the FFY 2009 results of 95.7%. The State's target for this indicator is 100%.</p>	<p>The Wicomico County Infants and Toddlers Program data met the State's target for this indicator.</p> <p>MSDE looks forward to the Wicomico County Infants and Toddlers Program FFY 2011 data demonstrating continued compliance.</p>
<p>8C. Percent of all children exiting Part C who received timely transition planning to support the child's transition to preschool and other appropriate community services by their third birthday including:</p> <p>C. Transition conference, if child potentially eligible for Part B. (20 U.S.C. 1416(a)(3)(B) and 1442).</p> <p>[Compliance Indicator]</p>	<p>The Wicomico County Infants and Toddlers Program data for this indicator are 100%. This is the same result reported in FFY 2009. The State's target for this indicator is 100%.</p>	<p>The Wicomico County Infants and Toddlers Program data met the State's target for this indicator.</p> <p>MSDE looks forward to the Wicomico County Infants and Toddlers Program FFY 2011 data demonstrating continued compliance.</p>
<p>9. General supervision system (including monitoring, complaints, hearings, etc.) identifies and corrects noncompliance as soon as possible but in no case later than one year from identification. (20 U.S.C. 1416(a)(3)(B) and 1442)</p> <p>[Compliance Indicator]</p>	<p>The Wicomico County Infants and Toddlers Program had 1 (of 1) incidence of noncompliance in FFY 2009 that was corrected within 1 year of notification. The State's target for this indicator is 100%.</p>	<p>The Wicomico County Infants and Toddlers Program data met the State's target for this indicator.</p> <p>MSDE looks forward to the Wicomico County Infants and Toddlers Program FFY 2011 data demonstrating continued compliance.</p>



Monitoring Priorities and Indicators	Status	MSDE Analysis/Next Steps
<p>14. State reported data (618 and State Performance Plan and Annual Performance Report) are timely and accurate.</p> <p>(20 U.S.C. 1416(a)(3)(B) and 1442) [Compliance Indicator]</p>	<p>Wicomico County Infants and Toddlers Program submitted Child Find 0-3 data, program reports, and fiscal reports in a timely and accurate manner. However, the submission of Child Find 0-1 data was considered untimely.</p>	<p>Wicomico County Infants and Toddlers Program data did not meet the State's target for timely and accurate submission of required 618 data, Fiscal Reports, and Programmatic Reports for FFY 2010.</p> <p>MSDE expects the Wicomico County Infants and Toddlers Program's submission of required FFY 2011 data to be timely and accurate.</p>



**Bernard J. Sadusky, Ed.D.**  
**Interim State Superintendent of Schools**

200 West Baltimore Street • Baltimore, MD 21201 • 410-767-0100 • 410-333-6442 TTY/TDD • MarylandPublicSchools.org

May 9, 2012

Dr. Jon Andes  
Superintendent  
Worcester Co. Board of Education  
6270 Worcester Highway  
Newark, MD 21841

Dear Dr. Andes:

The Individuals with Disabilities Education Act 2004 (IDEA) focuses on each state's accountability on the State Performance Plan (SPP) indicators defined by the Office of Special Education Programs (OSEP). OSEP reviews each state's SPP and Annual Performance Report (APR) annually. Using the information obtained through review of the APR and other data sources, OSEP evaluates each state's performance on these indicators, and assigns each state to one of four levels of determination: Meets Requirements, Needs Assistance, Needs Intervention, or Needs Substantial Intervention. The determinations required under the federal statute are part of the on-going efforts to improve results for children and youth with disabilities. The Maryland State Department of Education (MSDE) anticipates receiving its current federal determination for Federal Fiscal Year (FFY) 2010 (2010-2011) Part C in early June 2012. In accordance with 34 CFR §300.606, if OSEP identifies MSDE as Needs Assistance, Needs Intervention, or Needs Substantial Intervention, MSDE is required to notify local school systems, public agencies, the media, and the public of the action.

Pursuant to 20 U.S.C. §1416(a)(1)(C)(i), MSDE is also required to make determinations annually on the performance of each Infants and Toddlers Program in the State using the categories in 34 C.F.R. §300.603(b)(1), use appropriate mechanisms, consistent with 34 C.F.R. §300.604, which must include, if applicable, the enforcement mechanisms identified in 34 C.F.R. §300.604(a)(1) (technical assistance), (a)(3) (conditions on funding of a local school system), (b)(2)(i) (a corrective action plan or improvement plan), (b)(2)(v) (withholding funds, in whole or in part by MSDE), and (c)(2) (withholding funds, in whole or part, by MSDE). In accordance with 20 U.S.C. §1416(e) and 34 C.F.R. §300.603(b)(1), MSDE must use one of the following four categories to assign a determination to each Infants and Toddlers Program: Meets Requirements, Needs Assistance, Needs Intervention, and Needs Substantial Intervention.

The MSDE, Division of Special Education/Early Intervention Services, uses a results-based rubric on specific indicators to rate each public agency's performance in meeting the State's targets for FFY 2010. Attached is a document entitled "Part C and Part B Public Agency Determination" that lists the Part C indicators included in making determinations. MSDE carefully considered all aspects of this process. Based on FFY2010 data, as well as information obtained through monitoring and complaint investigations (if any), the Worcester County Infants and Toddlers Program has been determined to be **Meets Requirements**.

**Maryland Public Schools: #1 in the Nation Four Years in a Row**



Dr. Jon Andes  
May 9, 2012  
Page 2

To be in the category of Meets Requirements, the Worcester County Infants and Toddlers Program must have met or exceeded the State's target on at least 2 performance indicators (2, 4a, 4b, 4c, 5, and 6) and Natural Environment data (Indicator 2) is not significantly below the State's target. In addition, the Worcester County Infants and Toddlers Program must have demonstrated at least substantial compliance (at least 95.0%) for at least five of the six compliance indicators (1, 7, 8a, 8b, 8c, and 14), and demonstrated full compliance (100%) in at least 2 compliance indicators.

Finally, all previously identified noncompliance, including fiscal noncompliance, must have been corrected within one year of notification (Indicator 9).

Attached to this letter are copies of the following documents:

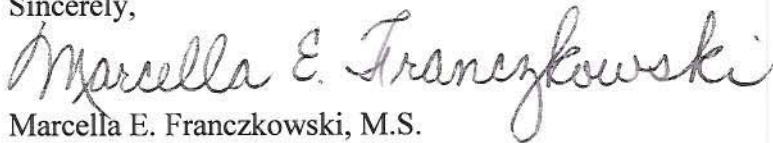
- Part C Local Determination Table; and
- Part C Local Determination Framework for Technical Assistance and Intervention.

The "Part C Local Determination Table" provides an analysis of the Worcester County Infants and Toddlers Program data. The "Part C Local Determination Framework for Technical Assistance and Intervention" provides additional information relative to technical assistance and support available to your local Infants and Toddlers Program.

As you know, the State must report annually to the public on the performance of each local Infants and Toddlers Program on the targets in the SPP under IDEA. The public may access the MSDE IDEA performance report at <http://mdideareport.org>. The requirement for public reporting on local Infants and Toddlers Program performance is a critical provision in ensuring accountability focusing on improved results for infants and toddlers with disabilities and their families. MSDE will continue to provide technical assistance opportunities as you work to improve performance under Part C of the IDEA.

Congratulations on your hard work and commitment to excellence. If you have any feedback on our past technical assistance efforts or the need for guidance, we would be happy to hear from you as we work to develop further mechanisms to support local improvement activities. The MSDE is committed to supporting the efforts of the Worcester County Infants and Toddlers Program to improve results for infants and toddlers with disabilities and their families. If you have any questions, would like to discuss this further, or want to request technical assistance, please do not hesitate to call me at 410-767-0238.

Sincerely,



Marcella E. Franczkowski, M.S.  
Assistant State Superintendent  
Division of Special Education/  
Early Intervention Services

MF/TS:BMM  
Attachments

c: Bernard Sadusky  
Branch/Section Chiefs

Glen Hammerbacher  
Kathy Simon

**Worcester County Infants and Toddlers Program  
Part C Local Determination Table**

**Federal Fiscal Year (FFY) 2010 / State Fiscal Year (SFY) 2011  
July 1, 2010 through June 30, 2011**

Monitoring Priorities and Indicators	Status	MSDE Analysis/Next Steps
<p>1. Percent of infants and toddlers with IFSPs who receive the early intervention services on their IFSPs in a timely manner. (20 U.S.C. 1416(a)(3)(A) and 1442) [Compliance Indicator]</p>	<p>The Worcester County Infants and Toddlers Program data for this indicator are 100%. This represents an increase from the FFY 2009* reported results of 96.7%. The State's target for this indicator is 100%.  *FFY 2009: July 1, 2009-June 30, 2010</p>	<p>The Worcester County Infants and Toddlers Program data met the State's target for this indicator.  MSDE looks forward to the Worcester County Infants and Toddlers Program FFY 2011 data demonstrating continued compliance.</p>
<p>2. Percent of infants and toddlers with IFSPs who primarily receive early intervention services in the home or community-based settings. (20 U.S.C. 1416(a)(3)(A) and 1442) [Results Indicator]</p>	<p>The Worcester County Infants and Toddlers Program data for this indicator are 100%. This is the same result reported in FFY 2009. The State's target for this indicator is 91.0%.</p>	<p>The Worcester County Infants and Toddlers Program data met the State's target for this indicator.  MSDE looks forward to the Worcester County Infants and Toddlers Program FFY 2011 data demonstrating continued success.</p>
<p>4A. Percent of families participating in Part C who report that early intervention services have helped the family: A. Know their rights; (20 U.S.C. 1416(a)(3)(A) and 1442) [Results Indicator]</p>	<p>The Worcester County Infants and Toddlers Program data for this indicator are 85.2%. This represents a decrease from the FFY 2009 results of 92.9%. The State's target for this indicator is 78.0%.</p>	<p>The Worcester County Infants and Toddlers Program data met the State's target for this indicator.  MSDE looks forward to the Worcester County Infants and Toddlers Program FFY 2011 data demonstrating continued success.</p>



Monitoring Priorities and Indicators	Status	MSDE Analysis/Next Steps
<p>4B. Percent of families participating in Part C who report that early intervention services have helped the family:</p> <p>B. Effectively communicate their children's needs (20 U.S.C. 1416(a)(3)(A) and 1442) [Results Indicator]</p>	<p>The Worcester County Infants and Toddlers Program data for this indicator are 85.2%. This represents a decrease from the FFY 2009 results of 92.9%. The State's target for this indicator is 76.0%.</p>	<p>The Worcester County Infants and Toddlers Program data met the State's target for this indicator.</p> <p>MSDE looks forward to the Worcester County Infants and Toddlers Program FFY 2011 data demonstrating continued success.</p>
<p>4C. Percent of families participating in Part C who report that early intervention services have helped the family:</p> <p>C. Help their children develop and learn. (20 U.S.C. 1416(a)(3)(A) and 1442) [Results Indicator]</p>	<p>The Worcester County Infants and Toddlers Program data for this indicator are 85.2%. This represents a decrease from the FFY 2009 results of 100%. The State's target for this indicator is 86.0%.</p>	<p>The Worcester County Infants and Toddlers Program data did not meet the State's target for this indicator.</p> <p>MSDE expects the Worcester County Infants and Toddlers Program to fully implement improvement activities to ensure results that meet the State's target.</p>
<p>5. Percent of infants and toddlers birth to 1 with IFSPs compared to national data. (20 U.S.C. 1416(a)(3)(B) and 1442) [Results Indicator]</p>	<p>The Worcester County Infants and Toddlers Program data for this indicator are 1.78%. This represents a decrease from the FFY 2009 results of 2.01%. The State's target is 1.50%.</p>	<p>The Worcester County Infants and Toddlers Program data met the State's target for this indicator.</p> <p>MSDE looks forward to the Worcester County Infants and Toddlers Program FFY 2011 data demonstrating continued success.</p>

Monitoring Priorities and Indicators	Status	MSDE Analysis/Next Steps
<p>6. Percent of infants and toddlers birth to 3 with IFSPs compared to national data. (20 U.S.C. 1416(a)(3)(B) and 1442) [Results Indicator]</p>	<p>The Worcester County Infants and Toddlers Program data for this indicator are 2.39%. This represents an increase from the FFY 2009 results of 2.01%. The State's target for this indicator is 2.88%.</p>	<p>The Worcester County Infants and Toddlers Program data did not meet the State's target for this indicator.  MSDE expects the Worcester County Infants and Toddlers Program to fully implement improvement activities to ensure results that meet the State's target.</p>
<p>7. Percent of eligible infants and toddlers with IFSPs for whom an evaluation and assessment and an initial IFSP meeting were conducted within Part C's 45-day timeline. (20 U.S.C. 1416(a)(3)(B) and 1442) [Compliance Indicator]</p>	<p>The Worcester County Infants and Toddlers Program data for this indicator are 100%. This is the same result reported for FFY 2009. The State's target for this indicator is 100%.</p>	<p>The Worcester County Infants and Toddlers Program data met the State's target for this indicator.  MSDE looks forward to the Worcester County Infants and Toddlers Program FFY 2011 data demonstrating continued compliance.</p>
<p>8A. Percent of all children exiting Part C who received timely transition planning to support the child's transition to preschool and other appropriate community services by their third birthday including: A. IFSPs with transition steps and services; (20 U.S.C. 1416(a)(3)(B) and 1442) [Compliance Indicator]</p>	<p>The Worcester County Infants and Toddlers Program data for this indicator are 100%. This is the same result reported for FFY 2009. The State's target for this indicator is 100%.</p>	<p>The Worcester County Infants and Toddlers Program data met the State's target for this indicator.  MSDE looks forward to the Worcester County Infants and Toddlers Program FFY 2011 data demonstrating continued compliance.</p>



Monitoring Priorities and Indicators	Status	MSDE Analysis/Next Steps
<p>8B. Percent of all children exiting Part C who received timely transition planning to support the child's transition to preschool and other appropriate community services by their third birthday including:</p> <p>B. Notification to LEA, if child potentially eligible for Part B; and (20 U.S.C. 1416(a)(3)(B) and 1442)</p> <p>[Compliance Indicator]</p>	<p>The Worcester County Infants and Toddlers Program data for this indicator are 100%. This is the same result reported for FFY 2009. The State's target for this indicator is 100%.</p>	<p>The Worcester County Infants and Toddlers Program data met the State's target for this indicator.</p> <p>MSDE looks forward to the Worcester County Infants and Toddlers Program FFY 2011 data demonstrating continued compliance.</p>
<p>8C. Percent of all children exiting Part C who received timely transition planning to support the child's transition to preschool and other appropriate community services by their third birthday including:</p> <p>C. Transition conference, if child potentially eligible for Part B. (20 U.S.C. 1416(a)(3)(B) and 1442).</p> <p>[Compliance Indicator]</p>	<p>The Worcester County Infants and Toddlers Program data for this indicator are 100%. This is the same result reported for FFY 2009. The State's target for this indicator is 100%.</p>	<p>The Worcester County Infants and Toddlers Program data met the State's target for this indicator.</p> <p>MSDE looks forward to the Worcester County Infants and Toddlers Program FFY 2011 data demonstrating continued compliance.</p>
<p>9. General supervision system (including monitoring, complaints, hearings, etc.) identifies and corrects noncompliance as soon as possible but in no case later than one year from identification. (20 U.S.C. 1416(a)(3)(B) and 1442)</p> <p>[Compliance Indicator]</p>	<p>The Worcester County Infants and Toddlers Program had 1 (of 1) incidence of noncompliance in FFY 2009 that was corrected within 1 year of notification. The State's target for this indicator is 100%.</p>	<p>The Worcester County Infants and Toddlers Program data met the State's target for this indicator.</p> <p>MSDE looks forward to the Worcester County Infants and Toddlers Program FFY 2011 data demonstrating continued compliance.</p>

Monitoring Priorities and Indicators	Status	MSDE Analysis/Next Steps
<p>14. State reported data (618 and State Performance Plan and Annual Performance Report) are timely and accurate.</p> <p>(20 U.S.C. 1416(a)(3)(B) and 1442) [Compliance Indicator]</p>	<p>Worcester County Infants and Toddlers Program submitted Child Find 0-3 data, program reports, and the Final Fiscal Report in a timely and accurate manner. However, submissions of the Child Find 0-1 data and Semi-Annual Fiscal Report were considered untimely.</p>	<p>Worcester County Infants and Toddlers Program data did not meet the State's target for timely and accurate submission of required 618 data, Fiscal Reports, and Programmatic Reports for FFY 2010.</p> <p>MSDE expects the Worcester County Infants and Toddlers Program's submission of required FFY 2011 data to be timely and accurate.</p>