

Lillian M. Lowery, Ed.D.
State Superintendent of Schools

200 West Baltimore Street • Baltimore, MD 21201 • 410-767-0100 • 410-333-6442 TTY/TDD

March 20, 2014

Dr. David Cox
Superintendent
Allegany County Public Schools
P. O. Box 1724
Cumberland, MD 21502

Dear Dr. Cox:

The Maryland State Department of Education (MSDE), Division of Special Education/Early Intervention Services (DSE/EIS) is required to make determinations annually on the performance of each local Infants and Toddlers Program using one of the following four determination categories: "Meets Requirements," "Needs Assistance," "Needs Intervention," or "Needs Substantial Intervention" [34 CFR §§303.700 and 300.703]. The MSDE, DSE/EIS uses a results-based rubric for specific indicators to evaluate each local Infants and Toddler's Program performance in meeting the State's targets for Federal fiscal Year (FFY) 2012 (2012-2013 fiscal year). Attached please find the *FFY 2012 Determination Overview* that identifies the Part C Indicators used to assign a local determination and the *FFY 2012 Local Determination Scoring Criteria*. The attached *FFY 2012 Annual Data Table on SPP/APR Part C Indicators* provides a three-year data analysis and required actions for the Allegany County Infants and Toddlers Program. Based on the FFY 2012 data, as well as information obtained through monitoring and complaint investigations, the Allegany County Infants and Toddlers Program has achieved the determination status of "**Meets Requirements.**"

The criteria for the current assignment of the determination status have been in effect for the last two (2) years and have placed a greater emphasis upon indicators of compliance. We know what is measured is what gets done and, as a result, twenty-one of Maryland's twenty-four local Infants and Toddlers Programs met substantial compliance for each of the six (6) Compliance Indicators (1, 7, 8a, 8b, 8c, and 9) in FFY 2012. Moving forward, there will be a shift to a more balanced accountability approach. Critical to the focus and accountability shift is the collaborative work of early intervention leaders to focus on child outcomes and narrow the school readiness gap. Beginning with the FFY 2013 (2013-2014) Part C local determinations, the DSE/EIS will implement a graduated six-year results driven accountability plan in order to concentrate efforts on:

- Improving child outcomes;
- Providing access to and participation in community settings with nondisabled peers; and
- Increasing family partnerships.

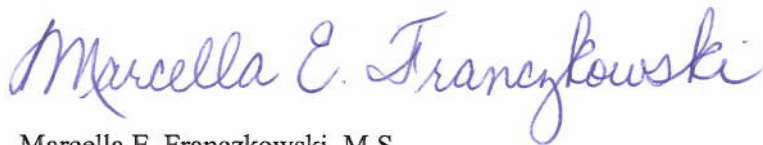
As a result of the accountability shift to an increased emphasis on results, a local Infants and Toddlers Program's determination status may be impacted in the future. Decisions regarding State targets and local determination criteria will be made in the coming months through broad stakeholder input, including local Directors of Special Education, local Infants and Toddlers Program Directors, local Preschool Coordinators, and the State Interagency Coordinating Council (SICC).

Dr. David Cox
March 20, 2014
Page Two

Local Infants and Toddlers Programs are strongly encouraged to work closely with their Local Interagency Coordinating Council (LICC) to perform an analysis of local data and infrastructure. The analysis should guide the development of strategies for data-informed decision-making, increased parent partnerships, strategic collaboration, and the use of evidence-based practices to improve the results for infants, toddlers, and young children with disabilities and their families. As we implement this shift in focus to results-driven accountability, the MSDE, DSE/EIS will provide State and local professional learning opportunities.

Thank you for your hard work and commitment to excellence, equity, and efficiency. The MSDE is committed to supporting the efforts of the Allegany County Infants and Toddlers Program to improve results for infants, toddlers, and preschool age children with disabilities and their families. If you have any questions or wish to request technical assistance, please do not hesitate to call me at 410-767-0238.

Sincerely,



Marcella E. Franczkowski, M.S.
Assistant State Superintendent
Division of Special Education/
Early Intervention Services

MF/DRR/BMM/cc
Attachments

c: Lillian M. Lowery
Jack R. Smith
Natalie Tenaglio
Sheree Witt
Branch Chiefs

FFY 2012

Allegany County Infants and Toddlers Program Annual Data on Part C State Performance Plan (SPP) Priority Indicators for the Period July 1, 2012 – June 30, 2013

Part C Annual SPP Performance Report									
SPP/APR Indicators		FFY 2012			Action Required		Previous Results		
Results Indicator	Compliance Indicator	State Target	Local Results	Target Met			FFY 2010	FFY 2011	
1	Timely Delivery of IFSP Services	100%	100%	Yes	Compliant. No required action.		99.1%	100%	
2	Infants and Toddlers with IFSPs who receive services in natural environments	92.0%	99.0%	Yes	Data meet the State's target. No required action.		98.9%	98.0%	
3A	Birth to 3 Outcomes: Use of social – emotional skills	81.1%	54.17%	No	No required action. State target based on different methodology.		50.0%	18.8%	
		74.3%	72.88%	No			76.5%	75.0%	
3B	Birth to 3 Outcomes: Use of knowledge and skills	86.3%	57.14%	No	No required action. State target based on different methodology.		70.0%	41.9%	
		70.4%	70.00%	No			70.6%	62.5%	
3C	Birth to 3 Outcomes: Use of appropriate behaviors	87.5%	68.29%	No	No required action. State target based on different methodology.		81.8%	46.2%	
		75.9%	71.67%	No			76.5%	73.2%	
4A	Families who report EIS helped them know their rights	81.0%	95.5%	Yes	Data meet the State's target. No required action.		88.0%	95.5%	
4B	Families who report EIS helped them communicate their child's needs	79.0%	97.0%	Yes	Data meet the State's target. No required action.		87.8%	95.4%	
4C	Families who report EIS helped them help their children develop and learn	89.0%	95.2%	Yes	Data meet the State's target. No required action.		88.9%	95.3%	
5	Children birth to one served as a percentage of the population birth to one	1.50%	4.59%	Yes	Data meet the State's target. No required action.		2.89%	2.16%	
6	Children birth to three served as a percentage of the population birth to 3	3.00%	4.67%	Yes	Data meet the State's target. No required action.		4.38%	4.82%	
7	Percentage of toddlers for whom the evaluation and the initial IFSP was within 45 days from the date of referral	100%	100%	Yes	Compliant. No required action.		100%	100%	

Part C Annual SPP Performance Report							
SPP/APR Indicators		FFY 2012			Action Required	Previous Results	
Results Indicator	Compliance Indicator	State Target	Local Results	Target Met		FFY 2010	FFY 2011
8A	Percentage of toddlers exiting Part C for whom an IFSP was developed at least 90 days, and not more than nine months, prior to the toddler's third birthday	100%	100%	Yes	Compliant. No required action.	100%	100%
8B	Percentage of toddlers for whom the LEA was notified of potential Part B eligibility at least 90 days prior to the third birthday	100%	100%	Yes	Compliant. No required action.	100%	100%
8C	Percentage of children for whom the transition conference was held 90 days, and not more than nine months, prior to the toddler's third birthday	100%	100%	Yes	Compliant. No required action.	96.8%	91.7%
9	Timely correction of noncompliance	100%	100%	Yes	Compliant. No required action.	100%	100%
14	Submission of timely and accurate data	100%	100%	Yes	Compliant. No required action.	83.3%	100%



Lillian M. Lowery, Ed.D.
State Superintendent of Schools

200 West Baltimore Street • Baltimore, MD 21201 • 410-767-0100 • 410-333-6442 TTY/TDD

March 20, 2014

Ms. Mamie J. Perkins
Interim Superintendent
Anne Arundel County Public Schools
2644 Riva Road
Annapolis, MD 21401

Dear Ms. Perkins:

The Maryland State Department of Education (MSDE), Division of Special Education/Early Intervention Services (DSE/EIS) is required to make determinations annually on the performance of each local Infants and Toddlers Program using one of the following four determination categories: "Meets Requirements," "Needs Assistance," "Needs Intervention," or "Needs Substantial Intervention" [34 CFR §§303.700 and 300.703]. The MSDE, DSE/EIS uses a results-based rubric for specific indicators to evaluate each local Infants and Toddler's Program performance in meeting the State's targets for Federal fiscal Year (FFY) 2012 (2012-2013 fiscal year). Attached please find the *FFY 2012 Determination Overview* that identifies the Part C Indicators used to assign a local determination and the *FFY 2012 Local Determination Scoring Criteria*. The attached *FFY 2012 Annual Data Table on SPP/APR Part C Indicators* provides a three-year data analysis and required actions for the Anne Arundel County Infants and Toddlers Program. Based on the FFY 2012 data, as well as information obtained through monitoring and complaint investigations, the Anne Arundel County Infants and Toddlers Program has achieved the determination status of "**Meets Requirements.**"

The criteria for the current assignment of the determination status have been in effect for the last two (2) years and have placed a greater emphasis upon indicators of compliance. We know what is measured is what gets done and, as a result, twenty-one of Maryland's twenty-four local Infants and Toddlers Programs met substantial compliance for each of the six (6) Compliance Indicators (1, 7, 8a, 8b, 8c, and 9) in FFY 2012. Moving forward, there will be a shift to a more balanced accountability approach. Critical to the focus and accountability shift is the collaborative work of early intervention leaders to focus on child outcomes and narrow the school readiness gap. Beginning with the FFY 2013 (2013-2014) Part C local determinations, the DSE/EIS will implement a graduated six-year results driven accountability plan in order to concentrate efforts on:

- Improving child outcomes;
- Providing access to and participation in community settings with nondisabled peers; and
- Increasing family partnerships.

As a result of the accountability shift to an increased emphasis on results, a local Infants and Toddlers Program's determination status may be impacted in the future. Decisions regarding State targets and local determination criteria will be made in the coming months through broad stakeholder input, including local Directors of Special Education, local Infants and Toddlers Program Directors, local Preschool Coordinators, and the State Interagency Coordinating Council (SICC).

Ms. Mamie J. Perkins
March 20, 2014
Page Two

Local Infants and Toddlers Programs are strongly encouraged to work closely with their Local Interagency Coordinating Council (LICC) to perform an analysis of local data and infrastructure. The analysis should guide the development of strategies for data-informed decision-making, increased parent partnerships, strategic collaboration, and the use of evidence-based practices to improve the results for infants, toddlers, and young children with disabilities and their families. As we implement this shift in focus to results-driven accountability, the MSDE, DSE/EIS will provide State and local professional learning opportunities.

Thank you for your hard work and commitment to excellence, equity, and efficiency. The MSDE is committed to supporting the efforts of the Anne Arundel County Infants and Toddlers Program to improve results for infants, toddlers, and preschool age children with disabilities and their families. If you have any questions or wish to request technical assistance, please do not hesitate to call me at 410-767-0238.

Sincerely,



Marcella E. Franczkowski, M.S.
Assistant State Superintendent
Division of Special Education/
Early Intervention Services

MF/DRR/BMM/cc
Attachments

c: Lillian M. Lowery
Jack R. Smith
Edward Feinberg
Mary Tillar
Branch Chiefs

FFY 2012

Anne Arundel County Infants and Toddlers Program
Annual Data on Part C State Performance Plan (SPP) Priority Indicators
for the Period July 1, 2012 – June 30, 2013

Part C Annual SPP Performance Report									
SPP/APR Indicators			FFY 2012			Action Required		Previous Results	
Results Indicator	Compliance Indicator		State Target	Local Results	Target Met			FFY 2010	FFY 2011
1	Timely Delivery of IFSP Services		100%	100%	Yes	Compliant. No required action.		99.7%	99.8%
2	Infants and Toddlers with IFSPs who receive services in natural environments		92.0%	95.1%	Yes	Data meet the State's target. No required action.		93.0%	94.5%
3A	Birth to 3 Outcomes: Use of social – emotional skills	1. Exits with substantial growth	81.1%	90.67%	Yes	No required action. State target based on different methodology.		94.9%	93.6%
		2. Exits within age expectations	74.3%	62.99%	No			65.8%	60.1%
3B	Birth to 3 Outcomes: Use of knowledge and skills	1. Exits with substantial growth	86.3%	94.53%	Yes	No required action. State target based on different methodology.		96.6%	95.0%
		2. Exits within age expectations	70.4%	63.59%	No			67.3%	60.8%
3C	Birth to 3 Outcomes: Use of appropriate behaviors	1. Exits with substantial growth	87.5%	94.08%	Yes	No required action. State target based on different methodology.		94.9%	93.3%
		2. Exits within age expectations	75.9%	61.58%	No			66.0%	57.3%
4A	Families who report EIS helped them know their rights		81.0%	92.9%	Yes	Data meet the State's target. No required action.		91.0%	92.8%
4B	Families who report EIS helped them communicate their child's needs		79.0%	93.3%	Yes	Data meet the State's target. No required action.		88.4%	94.6%
4C	Families who report EIS helped them help their children develop and learn		89.0%	92.3%	Yes	Data meet the State's target. No required action.		93.4%	93.6%
5	Children birth to one served as a percentage of the population birth to one		1.50%	1.37%	No	Data do not meet the State target. Continue Improvement Activities.		1.22%	1.20%
6	Children birth to three served as a percentage of the population birth to 3		3.00%	4.17%	Yes	Data meet the State's target. No required action.		4.06%	4.21%
7	Percentage of toddlers for whom the evaluation and the initial IFSP was within 45 days from the date of referral		100%	99.6%	No	Correction of noncompliance must occur.		96.0%	99.3%

Part C Annual SPP Performance Report							
SPP/APR Indicators		FFY 2012			Action Required	Previous Results	
Results Indicator	Compliance Indicator	State Target	Local Results	Target Met		FFY 2010	FFY 2011
8A	Percentage of toddlers exiting Part C for whom an IFSP was developed at least 90 days, and not more than nine months, prior to the toddler's third birthday	100%	100%	Yes	Compliant. No required action.	100%	100%
8B	Percentage of toddlers for whom the LEA was notified of potential Part B eligibility at least 90 days prior to the third birthday	100%	100%	Yes	Compliant. No required action.	100%	100%
8C	Percentage of children for whom the transition conference was held 90 days, and not more than nine months, prior to the toddler's third birthday	100%	99.5%	No	Correction of noncompliance must occur.	99.2%	99.1%
9	Timely correction of noncompliance	100%	100%	Yes	Compliant. No required action.	100%	100%
14	Submission of timely and accurate data	100%	100%	Yes	Compliant. No required action.	91.7%	100%



Lillian M. Lowery, Ed.D.
State Superintendent of Schools

200 West Baltimore Street • Baltimore, MD 21201 • 410-767-0100 • 410-333-6442 TTY/TDD

March 21, 2014

Dr. Oxiris Barbot
Health Commissioner
Baltimore City
1001 E. Fayette Street
Baltimore, MD 21202

Dear Dr. Barbot:

The Maryland State Department of Education (MSDE), Division of Special Education/Early Intervention Services (DSE/EIS) is required to make determinations annually on the performance of each local Infants and Toddlers Program using one of the following four determination categories: "Meets Requirements," "Needs Assistance," "Needs Intervention," or "Needs Substantial Intervention" [34 CFR §§303.700 and 303.703]. The MSDE, DSE/EIS uses a results-based rubric for specific indicators to evaluate each local Infants and Toddler's Program performance in meeting the State's targets for Federal fiscal Year (FFY) 2012 (2012-2013 fiscal year). Attached please find the *FFY 2012 Determination Overview* that identifies the Part C Indicators used to assign a local determination and the *FFY 2012 Local Determination Scoring Criteria*. The attached *FFY 2012 Annual Data Table on SPP/APR Part C Indicators* provides a three-year data analysis and required actions for the Baltimore City Infants and Toddlers Program. Based on the FFY 2012 data, as well as information obtained through monitoring and complaint investigations, the Baltimore City Infants and Toddlers Program has achieved the determination status of "Needs Assistance, Year Two."

For the last consecutive two (2) years, the Baltimore City Infants and Toddlers Program determination status has been "Needs Assistance." For FFY 2012, "substantial compliance" was not attained for either timely service initiation or timely transition planning meetings. The Baltimore City Infants and Toddlers Program and the DSE/EIS will continue to jointly develop, implement, and evaluate a comprehensive action plan that identifies targeted assistance, support, and resources. Next steps will be identified in the near future.

The criteria for the current assignment of the determination status have been in effect for the last two (2) years and have placed a greater emphasis upon indicators of compliance. We know what is measured is what gets done and, as a result, twenty-one of Maryland's twenty-four local Infants and Toddlers Programs met substantial compliance for each of the six (6) Compliance Indicators (1, 7, 8a, 8b, 8c, and 9) in FFY 2012. Moving forward, there will be a shift to a more balanced accountability approach. Critical to the focus and accountability shift is the collaborative work of early intervention leaders to focus on child outcomes and narrow the school readiness gap. Beginning with the FFY 2013 (2013-2014) Part C local determinations, the DSE/EIS will implement a graduated six-year results driven accountability plan in order to concentrate efforts on:

- Improving child outcomes;
- Providing access to and participation in community settings with nondisabled peers; and
- Increasing family partnerships.


Dr. Oxiris Barbot
March 21, 2014
Page Two

As a result of the accountability shift to an increased emphasis on results, a local Infants and Toddlers Program's determination status may be impacted in the future. Decisions regarding State targets and local determination criteria will be made in the coming months through broad stakeholder input, including local Directors of Special Education, local Infants and Toddlers Program Directors, local Preschool Coordinators, and the State Interagency Coordinating Council (SICC).

Local Infants and Toddlers Programs are strongly encouraged to work closely with their Local Interagency Coordinating Council (LICC) to perform an analysis of local data and infrastructure. The analysis should guide the development of strategies for data-informed decision-making, increased parent partnerships, strategic collaboration, and the use of evidence-based practices to improve the results for infants, toddlers, and young children with disabilities and their families. As we implement this shift in focus to results-driven accountability, the MSDE, DSE/EIS will provide State and local professional learning opportunities.

Thank you for your hard work and commitment to excellence, equity, and efficiency. The MSDE is committed to supporting the efforts of the Baltimore City Infants and Toddlers Program to improve results for infants, toddlers, and preschool age children with disabilities and their families. If you have any questions or wish to request technical assistance, please do not hesitate to call me at 410-767-0238.

Sincerely,



Marcella E. Franczkowski, M.S.
Assistant State Superintendent
Division of Special Education/
Early Intervention Services

MF/DRR/BMM/cc
Attachments

c: Lillian M. Lowery
Jack R. Smith
Charles Baugh
Branch Chiefs


FFY 2012

Baltimore City Infants and Toddlers Program

Annual Data on Part C State Performance Plan (SPP) Priority Indicators for the Period July 1, 2012 – June 30, 2013

Part C Annual SPP Performance Report									
SPP/APR Indicators			FFY 2012			Action Required		Previous Results	
Results Indicator	Compliance Indicator		State Target	Local Results	Target Met			FFY 2010	FFY 2011
1	Timely Delivery of IFSP Services		100%	92.8%	No	Correction of noncompliance must occur.		96.9%	94.9%
2	Infants and Toddlers with IFSPs who receive services in natural environments		92.0%	96.2%	Yes	Data meet the State's target. No required action.		95.0%	97.5%
3A	Birth to 3 Outcomes: Use of social – emotional skills	1. Exits with substantial growth	81.1%	57.71%	No	No required action. State target based on different methodology.		55.8%	58.0%
		2. Exits within age expectations	74.3%	59.47%	No			50.8%	55.3%
3B	Birth to 3 Outcomes: Use of knowledge and skills	1. Exits with substantial growth	86.3%	44.98%	No	No required action. State target based on different methodology.		58.0%	50.0%
		2. Exits within age expectations	70.4%	37.62%	No			48.4%	40.7%
3C	Birth to 3 Outcomes: Use of appropriate behaviors	1. Exits with substantial growth	87.5%	51.60%	No	No required action. State target based on different methodology.		57.3%	57.1%
		2. Exits within age expectations	75.9%	38.16%	No			52.8%	50.9%
4A	Families who report EIS helped them know their rights		81.0%	97.0%	Yes	Data meet the State's target. No required action.		92.0%	96.3%
4B	Families who report EIS helped them communicate their child's needs		79.0%	96.9%	Yes	Data meet the State's target. No required action.		93.7%	95.1%
4C	Families who report EIS helped them help their children develop and learn		89.0%	98.0%	Yes	Data meet the State's target. No required action.		93.1%	96.9%
5	Children birth to one served as a percentage of the population birth to one		1.50%	1.78%	Yes	Data meet the State's target. No required action.		1.84%	1.53%
6	Children birth to three served as a percentage of the population birth to 3		3.00%	3.09%	Yes	Data meet the State's target. No required action.		3.48%	3.24%
7	Percentage of toddlers for whom the evaluation and the initial IFSP was within		100%	91.5%	No	Correction of noncompliance must occur.		99.2%	96.4%

Part C Annual SPP Performance Report							
SPP/APR Indicators		FFY 2012			Action Required	Previous Results	
<div><div></div> Results Indicator</div> <div><div></div> Compliance Indicator</div>	State Target	Local Results	Target Met	FFY 2010		FFY 2011	
	45 days from the date of referral						
8A	Percentage of toddlers exiting Part C for whom an IFSP was developed at least 90 days, and not more than nine months, prior to the toddler's third birthday	100%	100%	Yes	Compliant. No required action.	100%	100%
8B	Percentage of toddlers for whom the LEA was notified of potential Part B eligibility at least 90 days prior to the third birthday	100%	100%	Yes	Compliant. No required action.	100%	100%
8C	Percentage of children for whom the transition conference was held 90 days, and not more than nine months, prior to the toddler's third birthday	100%	99.3%	No	Correction of noncompliance must occur.	100%	100%
9	Timely correction of noncompliance	100%	100%	Yes	Compliant. No required action.	100%	97.7%
14	Submission of timely and accurate data	100%	91.7%	No	Submit all data, including programmatic and fiscal reports, in a timely and accurate manner.	75.0%	91.7%



Lillian M. Lowery, Ed.D.
State Superintendent of Schools

200 West Baltimore Street • Baltimore, MD 21201 • 410-767-0100 • 410-333-6442 TTY/TDD

March 20, 2014

Dr. Gregory William Branch
Health Officer and Director, Dept. of Health & Human Services
Baltimore County
6401 York Road, 3rd Floor
Baltimore, MD 21212-2130

Dear Dr. Branch:

The Maryland State Department of Education (MSDE), Division of Special Education/Early Intervention Services (DSE/EIS) is required to make determinations annually on the performance of each local Infants and Toddlers Program using one of the following four determination categories: "Meets Requirements," "Needs Assistance," "Needs Intervention," or "Needs Substantial Intervention" [34 CFR §§303.700 and 300.703]. The MSDE, DSE/EIS uses a results-based rubric for specific indicators to evaluate each local Infants and Toddler's Program performance in meeting the State's targets for Federal fiscal Year (FFY) 2012 (2012-2013 fiscal year). Attached please find the *FFY 2012 Determination Overview* that identifies the Part C Indicators used to assign a local determination and the *FFY 2012 Local Determination Scoring Criteria*. The attached *FFY 2012 Annual Data Table on SPP/APR Part C Indicators* provides a three-year data analysis and required actions for the Baltimore County Infants and Toddlers Program. Based on the FFY 2012 data, as well as information obtained through monitoring and complaint investigations, the Baltimore County Infants and Toddlers Program has achieved the determination status of "**Meets Requirements.**"

The criteria for the current assignment of the determination status have been in effect for the last two (2) years and have placed a greater emphasis upon indicators of compliance. We know what is measured is what gets done and, as a result, twenty-one of Maryland's twenty-four local Infants and Toddlers Programs met substantial compliance for each of the six (6) Compliance Indicators (1, 7, 8a, 8b, 8c, and 9) in FFY 2012. Moving forward, there will be a shift to a more balanced accountability approach. Critical to the focus and accountability shift is the collaborative work of early intervention leaders to focus on child outcomes and narrow the school readiness gap. Beginning with the FFY 2013 (2013-2014) Part C local determinations, the DSE/EIS will implement a graduated six-year results driven accountability plan in order to concentrate efforts on:

- Improving child outcomes;
- Providing access to and participation in community settings with nondisabled peers; and
- Increasing family partnerships.

As a result of the accountability shift to an increased emphasis on results, a local Infants and Toddlers Program's determination status may be impacted in the future. Decisions regarding State targets and local determination criteria will be made in the coming months through broad stakeholder input, including local Directors of Special Education, local Infants and Toddlers Program Directors, local Preschool Coordinators, and the State Interagency Coordinating Council (SICC).

Dr. Gregory William Branch
March 20, 2014
Page Two

Local Infants and Toddlers Programs are strongly encouraged to work closely with their Local Interagency Coordinating Council (LICC) to perform an analysis of local data and infrastructure. The analysis should guide the development of strategies for data-informed decision-making, increased parent partnerships, strategic collaboration, and the use of evidence-based practices to improve the results for infants, toddlers, and young children with disabilities and their families. As we implement this shift in focus to results-driven accountability, the MSDE, DSE/EIS will provide State and local professional learning opportunities.

Thank you for your hard work and commitment to excellence, equity, and efficiency. The MSDE is committed to supporting the efforts of the Baltimore County Infants and Toddlers Program to improve results for infants, toddlers, and preschool age children with disabilities and their families. If you have any questions or wish to request technical assistance, please do not hesitate to call me at 410-767-0238.

Sincerely,



Marcella E. Franczkowski, M.S.
Assistant State Superintendent
Division of Special Education/
Early Intervention Services

MF/DRR/BMM/cc
Attachments


c: Lillian M. Lowery
Jack R. Smith
Paula Boykin
Branch Chiefs

FFY 2012

Baltimore County Infants and Toddlers Program Annual Data on Part C State Performance Plan (SPP) Priority Indicators for the Period July 1, 2012 – June 30, 2013

Part C Annual SPP Performance Report									
SPP/APR Indicators		FFY 2012			Action Required		Previous Results		
Results Indicator	Compliance Indicator	State Target	Local Results	Target Met			FFY 2010	FFY 2011	
1	Timely Delivery of IFSP Services	100%	97.0%	No	Correction of noncompliance must occur.		86.7%	95.7%	
2	Infants and Toddlers with IFSPs who receive services in natural environments	92.0%	99.0%	Yes	Data meet the State's target. No required action.		97.8%	98.7%	
3A	Birth to 3 Outcomes: Use of social – emotional skills	81.1%	60.49%	No	No required action. State target based on different methodology.		62.5%	67.2%	
		74.3%	62.87%	No			67.1%	68.7%	
3B	Birth to 3 Outcomes: Use of knowledge and skills	86.3%	65.21%	No	No required action. State target based on different methodology.		73.5%	74.0%	
		70.4%	56.01%	No			61.6%	65.3%	
3C	Birth to 3 Outcomes: Use of appropriate behaviors	87.5%	63.62%	No	No required action. State target based on different methodology.		73.1%	64.6%	
		75.4%	57.32%	No			69.4%	65.4%	
4A	Families who report EIS helped them know their rights	81.0%	96.0%	Yes	Data meet the State's target. No required action.		91.5%	94.3%	
4B	Families who report EIS helped them communicate their child's needs	79.0%	95.1%	Yes	Data meet the State's target. No required action.		93.3%	93.4%	
4C	Families who report EIS helped them help their children develop and learn	89.0%	96.3%	Yes	Data meet the State's target. No required action.		95.1%	93.5%	
5	Children birth to one served as a percentage of the population birth to one	1.50%	1.43%	No	Data do not meet the State target. Continue Improvement Activities.		1.51%	1.71%	
6	Children birth to three served as a percentage of the population birth to 3	3.00%	3.49%	Yes	Data meet the State's target. No required action.		3.80%	3.79%	
7	Percentage of toddlers for whom the evaluation and the initial IFSP was within	100%	96.7%	No	Correction of noncompliance must occur.		93.2%	96.1%	

Part C Annual SPP Performance Report							
SPP/APR Indicators		FFY 2012			Action Required	Previous Results	
Results Indicator	Compliance Indicator	State Target	Local Results	Target Met		FFY 2010	FFY 2011
	45 days from the date of referral						
8A	Percentage of toddlers exiting Part C for whom an IFSP was developed at least 90 days, and not more than nine months, prior to the toddler's third birthday	100%	100%	Yes	Compliant. No required action.	100%	100%
8B	Percentage of toddlers for whom the LEA was notified of potential Part B eligibility at least 90 days prior to the third birthday	100%	100%	Yes	Compliant. No required action.	100%	100%
8C	Percentage of children for whom the transition conference was held 90 days, and not more than nine months, prior to the toddler's third birthday	100%	97.7%	No	Correction of noncompliance must occur.	99.5%	98.1%
9	Timely correction of noncompliance	100%	100%	Yes	Compliant. No required action.	100%	100%
14	Submission of timely and accurate data	100%	100%	Yes	Compliant. No required action.	100%	100%



Lillian M. Lowery, Ed.D.
State Superintendent of Schools

200 West Baltimore Street • Baltimore, MD 21201 • 410-767-0100 • 410-333-6442 TTY/TDD

March 20, 2014

Ms. Nancy Highsmith
Interim Superintendent
Calvert County Public Schools
1305 Dares Beach Road
Prince Frederick, MD 20678

Dear Ms. Highsmith:

The Maryland State Department of Education (MSDE), Division of Special Education/Early Intervention Services (DSE/EIS) is required to make determinations annually on the performance of each local Infants and Toddlers Program using one of the following four determination categories: “Meets Requirements,” “Needs Assistance,” “Needs Intervention,” or “Needs Substantial Intervention” [34 CFR §§303.700 and 300.703]. The MSDE, DSE/EIS uses a results-based rubric for specific indicators to evaluate each local Infants and Toddler’s Program performance in meeting the State’s targets for Federal fiscal Year (FFY) 2012 (2012-2013 fiscal year). Attached please find the *FFY 2012 Determination Overview* that identifies the Part C Indicators used to assign a local determination and the *FFY 2012 Local Determination Scoring Criteria*. The attached *FFY 2012 Annual Data Table on SPP/APR Part C Indicators* provides a three-year data analysis and required actions for the Calvert County Infants and Toddler Program. Based on the FFY 2012 data, as well as information obtained through monitoring and complaint investigations, the Calvert County Infants and Toddlers Program has achieved the determination status of **“Meets Requirements.”**

The criteria for the current assignment of the determination status have been in effect for the last two (2) years and have placed a greater emphasis upon indicators of compliance. We know what is measured is what gets done and, as a result, twenty-one of Maryland’s twenty-four local Infants and Toddlers Programs met substantial compliance for each of the six (6) Compliance Indicators (1, 7, 8a, 8b, 8c, and 9) in FFY 2012. Moving forward, there will be a shift to a more balanced accountability approach. Critical to the focus and accountability shift is the collaborative work of early intervention leaders to focus on child outcomes and narrow the school readiness gap. Beginning with the FFY 2013 (2013-2014) Part C local determinations, the DSE/EIS will implement a graduated six-year results driven accountability plan in order to concentrate efforts on:

- Improving child outcomes;
- Providing access to and participation in community settings with nondisabled peers; and
- Increasing family partnerships.

As a result of the accountability shift to an increased emphasis on results, a local Infants and Toddlers Program’s determination status may be impacted in the future. Decisions regarding State targets and local determination criteria will be made in the coming months through broad stakeholder input, including local Directors of Special Education, local Infants and Toddlers Program Directors, local Preschool Coordinators, and the State Interagency Coordinating Council (SICC).

Ms. Nancy Highsmith
March 20, 2014
Page Two

Local Infants and Toddlers Programs are strongly encouraged to work closely with their Local Interagency Coordinating Council (LICC) to perform an analysis of local data and infrastructure. The analysis should guide the development of strategies for data-informed decision-making, increased parent partnerships, strategic collaboration, and the use of evidence-based practices to improve the results for infants, toddlers, and young children with disabilities and their families. As we implement this shift in focus to results-driven accountability, the MSDE, DSE/EIS will provide State and local professional learning opportunities.

Thank you for your hard work and commitment to excellence, equity, and efficiency. The MSDE is committed to supporting the efforts of the Calvert County Infants and Toddlers Program to improve results for infants, toddlers, and preschool age children with disabilities and their families. If you have any questions or wish to request technical assistance, please do not hesitate to call me at 410-767-0238.

Sincerely,



Marcella E. Franczkowski, M.S.
Assistant State Superintendent
Division of Special Education/
Early Intervention Services


MF/DRR/BMM/cc
Attachments

c: Lillian M. Lowery
Jack R. Smith
Sheila Myers
Christina Harris
Branch Chiefs

FFY 2012
Calvert County Infants and Toddlers Program
Annual Data on Part C State Performance Plan (SPP) Priority Indicators
for the Period July 1, 2012 – June 30, 2012

SPP/APR Indicators				Part C Annual SPP Performance Report			
Results Indicator	Compliance Indicator	FFY 2012			Action Required	Previous Results	
		State Target	Local Results	Target Met		FFY 2010	FFY 2011
1	Timely Delivery of IFSP Services	100%	99.5%	No	Correction of noncompliance must occur.	99.4%	99.4%
2	Infants and Toddlers with IFSPs who receive services in natural environments	92.0%	98.2%	Yes	Data meet the State's target. No required action.	88.7%	96.9%
3A	Birth to 3 Outcomes: Use of social – emotional skills	1. Exits with substantial growth	81.1%	58.54%	No	No required action. State target based on different methodology.	75.0%
		2. Exits within age expectations	74.3%	71.43%	No		63.3%
3B	Birth to 3 Outcomes: Use of knowledge and skills	1. Exits with substantial growth	86.3%	72.92%	No	No required action. State target based on different methodology.	72.0%
		2. Exits within age expectations	70.4%	70.00%	No		50.0%
3C	Birth to 3 Outcomes: Use of appropriate behaviors	1. Exits with substantial growth	87.5%	68.33%	No	No required action. State target based on different methodology.	72.2%
		2. Exits within age expectations	75.9%	65.71%	No		63.3%
4A	Families who report EIS helped them know their rights	81.0%	87.8%	Yes	Data meet the State's target. No required action.	90.2%	91.1%
4B	Families who report EIS helped them communicate their child's needs	79.0%	90.1%	Yes	Data meet the State's target. No required action.	89.1%	93.3%
4C	Families who report EIS helped them help their children develop and learn	89.0%	88.5%	No	Data do not meet the State target. Continue Improvement Activities.	90.0%	91.1%
5	Children birth to one served as a percentage of the population birth to one	1.50%	1.82%	Yes	Data meet the State's target. No required action.	0.86%	0.88%
6	Children birth to three served as a percentage of the population birth to 3	3.00%	3.92%	Yes	Data meet the State's target. No required action.	3.38%	2.26%
7	Percentage of toddlers for whom the evaluation and the initial IFSP was within	100%	100%	Yes	Compliant. No required action.	100%	100%

Part C Annual SPP Performance Report							
SPP/APR Indicators		FFY 2012			Action Required	Previous Results	
Results Indicator	Compliance Indicator	State Target	Local Results	Target Met		FFY 2010	FFY 2011
	45 days from the date of referral						
8A	Percentage of toddlers exiting Part C for whom an IFSP was developed at least 90 days, and not more than nine months, prior to the toddler's third birthday	100%	100%	Yes	Compliant. No required action.	100%	100%
8B	Percentage of toddlers for whom the LEA was notified of potential Part B eligibility at least 90 days prior to the third birthday	100%	100%	Yes	Compliant. No required action.	100%	100%
8C	Percentage of children for whom the transition conference was held 90 days, and not more than nine months, prior to the toddler's third birthday	100%	100%	Yes	Compliant. No required action.	100%	100%
9	Timely correction of noncompliance	100%	100%	Yes	Compliant. No required action.	100%	100%
14	Submission of timely and accurate data	100%	100%	Yes	Compliant. No required action.	91.7%	83.3%



Lillian M. Lowery, Ed.D.
State Superintendent of Schools

200 West Baltimore Street • Baltimore, MD 21201 • 410-767-0100 • 410-333-6442 TTY/TDD

March 20, 2014

Dr. Khalid N. Mumin
Superintendent
Caroline County Public Schools
204 Franklin Street
Denton, MD 21629

Dear Dr. Mumin:

The Maryland State Department of Education (MSDE), Division of Special Education/Early Intervention Services (DSE/EIS) is required to make determinations annually on the performance of each local Infants and Toddlers Program using one of the following four determination categories: "Meets Requirements," "Needs Assistance," "Needs Intervention," or "Needs Substantial Intervention" [34 CFR §§303.700 and 300.703]. The MSDE, DSE/EIS uses a results-based rubric for specific indicators to evaluate each local Infants and Toddler's Program performance in meeting the State's targets for Federal fiscal Year (FFY) 2012 (2012-2013 fiscal year). Attached please find the *FFY 2012 Determination Overview* that identifies the Part C Indicators used to assign a local determination and the *FFY 2012 Local Determination Scoring Criteria*. The attached *FFY 2012 Annual Data Table on SPP/APR Part C Indicators* provides a three-year data analysis and required actions for the Caroline County Infants and Toddlers Program. Based on the FFY 2012 data, as well as information obtained through monitoring and complaint investigations, the Caroline County Infants and Toddlers Program has achieved the determination status of "**Meets Requirements.**"

The criteria for the current assignment of the determination status have been in effect for the last two (2) years and have placed a greater emphasis upon indicators of compliance. We know what is measured is what gets done and, as a result, twenty-one of Maryland's twenty-four local Infants and Toddlers Programs met substantial compliance for each of the six (6) Compliance Indicators (1, 7, 8a, 8b, 8c, and 9) in FFY 2012. Moving forward, there will be a shift to a more balanced accountability approach. Critical to the focus and accountability shift is the collaborative work of early intervention leaders to focus on child outcomes and narrow the school readiness gap. Beginning with the FFY 2013 (2013-2014) Part C local determinations, the DSE/EIS will implement a graduated six-year results driven accountability plan in order to concentrate efforts on:

- Improving child outcomes;
- Providing access to and participation in community settings with nondisabled peers; and
- Increasing family partnerships.

As a result of the accountability shift to an increased emphasis on results, a local Infants and Toddlers Program's determination status may be impacted in the future. Decisions regarding State targets and local determination criteria will be made in the coming months through broad stakeholder input, including local Directors of Special Education, local Infants and Toddlers Program Directors, local Preschool Coordinators, and the State Interagency Coordinating Council (SICC).

Dr. Khalid N. Mumin
March 20, 2014
Page Two

Local Infants and Toddlers Programs are strongly encouraged to work closely with their Local Interagency Coordinating Council (LICC) to perform an analysis of local data and infrastructure. The analysis should guide the development of strategies for data-informed decision-making, increased parent partnerships, strategic collaboration, and the use of evidence-based practices to improve the results for infants, toddlers, and young children with disabilities and their families. As we implement this shift in focus to results-driven accountability, the MSDE, DSE/EIS will provide State and local professional learning opportunities.

Thank you for your hard work and commitment to excellence, equity, and efficiency. The MSDE is committed to supporting the efforts of the Caroline County Infants and Toddlers Program to improve results for infants, toddlers, and preschool age children with disabilities and their families. If you have any questions or wish to request technical assistance, please do not hesitate to call me at 410-767-0238.

Sincerely,



Marcella E. Franczkowski, M.S.
Assistant State Superintendent
Division of Special Education/
Early Intervention Services

MF/DRR/BMM/cc
Attachments

c: Lillian M. Lowery
Jack R. Smith
Robin Fox
Elizabeth Anthony
Branch Chiefs

FFY 2012

Caroline County Infants and Toddlers Program Annual Data on Part C State Performance Plan (SPP) Priority Indicators for the Period July 1, 2012 – June 30, 2013

Part C Annual SPP Performance Report							
SPP/APR Indicators			FFY 2012		Action Required	Previous Results	
Results Indicator	Compliance Indicator	State Target	Local Results	Target Met		FFY 2010	FFY 2011
1	Timely Delivery of IFSP Services	100%	100%	Yes	Compliant. No required action.	100%	100%
2	Infants and Toddlers with IFSPs who receive services in natural environments	92.0%	100%	Yes	Data meet the State's target. No required action.	100%	100%
3A	Birth to 3 Outcomes: Use of social – emotional skills	1. Exits with substantial growth	100%	Yes	No required action. State target based on different methodology.	100%	60.0%
		2. Exits within age expectations	90.48%	Yes		100%	83.3%
3B	Birth to 3 Outcomes: Use of knowledge and skills	1. Exits with substantial growth	86.3%	Yes	No required action. State target based on different methodology.	100%	80.0%
		2. Exits within age expectations	70.4%	Yes		100%	83.3%
3C	Birth to 3 Outcomes: Use of appropriate behaviors	1. Exits with substantial growth	87.5%	Yes	No required action. State target based on different methodology.	100%	81.8%
		2. Exits within age expectations	75.9%	No		100%	83.3%
4A	Families who report EIS helped them know their rights	81.0%	100%	Yes	Data meet the State's target. No required action.	90.5%	100%
4B	Families who report EIS helped them communicate their child's needs	79.0%	100%	Yes	Data meet the State's target. No required action.	89.5%	90.0%
4C	Families who report EIS helped them help their children develop and learn	89.0%	100%	Yes	Data meet the State's target. No required action.	90.0%	100%
5	Children birth to one served as a percentage of the population birth to one	1.50%	1.18%	No	Data do not meet the State target. Continue Improvement Activities	2.76%	2.53%
6	Children birth to three served as a percentage of the population birth to 3	3.00%	2.67%	No	Data do not meet the State target. Continue Improvement Activities	3.73%	2.50%
7	Percentage of toddlers for whom the evaluation and the initial IFSP was within 45 days from the date of referral	100%	100%	Yes	Compliant. No required action.	100%	100%

Part C Annual SPP Performance Report							
SPP/APR Indicators		FFY 2012			Action Required	Previous Results	
Results Indicator	Compliance Indicator	State Target	Local Results	Target Met		FFY 2010	FFY 2011
8A	Percentage of toddlers exiting Part C for whom an IFSP was developed at least 90 days, and not more than nine months, prior to the toddler's third birthday	100%	100%	Yes	Compliant. No required action.	100%	100%
8B	Percentage of toddlers for whom the LEA was notified of potential Part B eligibility at least 90 days prior to the third birthday	100%	100%	Yes	Compliant. No required action.	100%	100%
8C	Percentage of children for whom the transition conference was held 90 days, and not more than nine months, prior to the toddler's third birthday	100%	100%	Yes	Compliant. No required action.	100%	100%
9	Timely correction of noncompliance	100%	100%	Yes	Compliant. No required action.	100%	100%
14	Submission of timely and accurate data	100%	91.7%	No	Submit all data, including programmatic and fiscal reports, in a timely and accurate manner.	91.7%	91.7%



Lillian M. Lowery, Ed.D.
State Superintendent of Schools

200 West Baltimore Street • Baltimore, MD 21201 • 410-767-0100 • 410-333-6442 TTY/TDD

March 20, 2014

Mr. Stephen H. Guthrie
Superintendent
Carroll County Public Schools
125 North Court Street
Westminster, MD 21157

Dear Mr. Guthrie:

The Maryland State Department of Education (MSDE), Division of Special Education/Early Intervention Services (DSE/EIS) is required to make determinations annually on the performance of each local Infants and Toddlers Program using one of the following four determination categories: "Meets Requirements," "Needs Assistance," "Needs Intervention," or "Needs Substantial Intervention" [34 CFR §§303.700 and 300.703]. The MSDE, DSE/EIS uses a results-based rubric for specific indicators to evaluate each local Infants and Toddler's Program performance in meeting the State's targets for Federal fiscal Year (FFY) 2012 (2012-2013 fiscal year). Attached please find the *FFY 2012 Determination Overview* that identifies the Part C Indicators used to assign a local determination and the *FFY 2012 Local Determination Scoring Criteria*. The attached *FFY 2012 Annual Data Table on SPP/APR Part C Indicators* provides a three-year data analysis and required actions for the Carroll County Infants and Toddlers Program. Based on the FFY 2012 data, as well as information obtained through monitoring and complaint investigations, the Carroll County Infants and Toddlers Program has achieved the determination status of "**Meets Requirements.**"

The criteria for the current assignment of the determination status have been in effect for the last two (2) years and have placed a greater emphasis upon indicators of compliance. We know what is measured is what gets done and, as a result, twenty-one of Maryland's twenty-four local Infants and Toddlers Programs met substantial compliance for each of the six (6) Compliance Indicators (1, 7, 8a, 8b, 8c, and 9) in FFY 2012. Moving forward, there will be a shift to a more balanced accountability approach. Critical to the focus and accountability shift is the collaborative work of early intervention leaders to focus on child outcomes and narrow the school readiness gap. Beginning with the FFY 2013 (2013-2014) Part C local determinations, the DSE/EIS will implement a graduated six-year results driven accountability plan in order to concentrate efforts on:

- Improving child outcomes;
- Providing access to and participation in community settings with nondisabled peers; and
- Increasing family partnerships.

As a result of the accountability shift to an increased emphasis on results, a local Infants and Toddlers Program's determination status may be impacted in the future. Decisions regarding State targets and local determination criteria will be made in the coming months through broad stakeholder input, including local Directors of Special Education, local Infants and Toddlers Program Directors, local Preschool Coordinators, and the State Interagency Coordinating Council (SICC).

Mr. Stephen H. Guthrie
March 20, 2014
Page Two

Local Infants and Toddlers Programs are strongly encouraged to work closely with their Local Interagency Coordinating Council (LICC) to perform an analysis of local data and infrastructure. The analysis should guide the development of strategies for data-informed decision-making, increased parent partnerships, strategic collaboration, and the use of evidence-based practices to improve the results for infants, toddlers, and young children with disabilities and their families. As we implement this shift in focus to results-driven accountability, the MSDE, DSE/EIS will provide State and local professional learning opportunities.

Thank you for your hard work and commitment to excellence, equity, and efficiency. The MSDE is committed to supporting the efforts of the Carroll County Infants and Toddlers Program to improve results for infants, toddlers, and preschool age children with disabilities and their families. If you have any questions or wish to request technical assistance, please do not hesitate to call me at 410-767-0238.

Sincerely,



Marcella E. Franczkowski, M.S.
Assistant State Superintendent
Division of Special Education/
Early Intervention Services

MF/DRR/BMM/cc
Attachments


c: Lillian M. Lowery
Jack R. Smith
Inez Marvel
Russell Gray
Branch Chiefs

FFY 2012

Carroll County Infants and Toddlers Program
Annual Data on Part C State Performance Plan (SPP) Priority Indicators
for the Period July 1, 2012 – June 30, 2013

Part C Annual SPP Performance Report									
SPP/APR Indicators		FFY 2012			Action Required		Previous Results		
Results Indicator	Compliance Indicator	State Target	Local Results	Target Met			FFY 2010	FFY 2011	
1	Timely Delivery of IFSP Services	100%	99.5%	No	Correction of noncompliance must occur.		99.4%	99.5%	
2	Infants and Toddlers with IFSPs who receive services in natural environments	92.0%	98.8%	Yes	Data meet the State's target. No required action.		97.8%	96.6%	
3A	Birth to 3 Outcomes: Use of social – emotional skills	81.1%	64.44%	No	No required action. State target based on different methodology.		78.9%	67.9%	
		74.3%	67.86%	No			79.5%	67.0%	
3B	Birth to 3 Outcomes: Use of knowledge and skills	86.3%	70.21%	No	No required action. State target based on different methodology.		73.9%	71.4%	
		70.4%	68.35%	No			75.6%	67.0%	
3C	Birth to 3 Outcomes: Use of appropriate behaviors	87.5%	70.75%	No	No required action. State target based on different methodology.		65.0%	74.5%	
		75.9%	63.31%	No			70.0%	73.2%	
4A	Families who report EIS helped them know their rights	81.0%	92.6%	Yes	Data meet the State's target. No required action.		91.4%	96.8%	
4B	Families who report EIS helped them communicate their child's needs	79.0%	94.3%	Yes	Data meet the State's target. No required action.		93.9%	94.8%	
4C	Families who report EIS helped them help their children develop and learn	89.0%	93.8%	Yes	Data meet the State's target. No required action.		93.5%	94.6%	
5	Children birth to one served as a percentage of the population birth to one	1.50%	2.20%	Yes	Data meet the State's target. No required action.		1.90%	1.91%	
6	Children birth to three served as a percentage of the population birth to 3	3.00%	3.41%	Yes	Data meet the State's target. No required action.		2.72%	3.05%	
7	Percentage of toddlers for whom the evaluation and the initial IFSP was within	100%	100%	Yes	Compliant. No required action.		100%	99.4%	

Part C Annual SPP Performance Report							
SPP/APR Indicators		FFY 2012			Action Required	Previous Results	
Results Indicator	Compliance Indicator	State Target	Local Results	Target Met		FFY 2010	FFY 2011
	45 days from the date of referral						
8A	Percentage of toddlers exiting Part C for whom an IFSP was developed at least 90 days, and not more than nine months, prior to the toddler's third birthday	100%	100%	Yes	Compliant. No required action.	100%	100%
8B	Percentage of toddlers for whom the LEA was notified of potential Part B eligibility at least 90 days prior to the third birthday	100%	100%	Yes	Compliant. No required action.	100%	100%
8C	Percentage of children for whom the transition conference was held 90 days, and not more than nine months, prior to the toddler's third birthday	100%	100%	Yes	Compliant. No required action.	100%	100%
9	Timely correction of noncompliance	100%	100%	Yes	Compliant. No required action.	100%	100%
14	Submission of timely and accurate data	100%	91.7%	No	Submit all data, including programmatic and fiscal reports, in a timely and accurate manner.	100%	100%



Lillian M. Lowery, Ed.D.
State Superintendent of Schools

200 West Baltimore Street • Baltimore, MD 21201 • 410-767-0100 • 410-333-6442 TTY/TDD

March 20, 2014

Dr. D'Ette W. Devine
Superintendent
Cecil County Public Schools
201 Booth Street
Elkton, MD 21921

Dear Dr. Devine:

The Maryland State Department of Education (MSDE), Division of Special Education/Early Intervention Services (DSE/EIS) is required to make determinations annually on the performance of each local Infants and Toddlers Program using one of the following four determination categories: "Meets Requirements," "Needs Assistance," "Needs Intervention," or "Needs Substantial Intervention" [34 CFR §§303.700 and 300.703]. The MSDE, DSE/EIS uses a results-based rubric for specific indicators to evaluate each local Infants and Toddler's Program performance in meeting the State's targets for Federal fiscal Year (FFY) 2012 (2012-2013 fiscal year). Attached please find the *FFY 2012 Determination Overview* that identifies the Part C Indicators used to assign a local determination and the *FFY 2012 Local Determination Scoring Criteria*. The attached *FFY 2012 Annual Data Table on SPP/APR Part C Indicators* provides a three-year data analysis and required actions for the Cecil County Infants and Toddlers Program. Based on the FFY 2012 data, as well as information obtained through monitoring and complaint investigations, the Cecil County Infants and Toddlers Program has achieved the determination status of "**Meets Requirements.**"

The criteria for the current assignment of the determination status have been in effect for the last two (2) years and have placed a greater emphasis upon indicators of compliance. We know what is measured is what gets done and, as a result, twenty-one of Maryland's twenty-four local Infants and Toddlers Programs met substantial compliance for each of the six (6) Compliance Indicators (1, 7, 8a, 8b, 8c, and 9) in FFY 2012. Moving forward, there will be a shift to a more balanced accountability approach. Critical to the focus and accountability shift is the collaborative work of early intervention leaders to focus on child outcomes and narrow the school readiness gap. Beginning with the FFY 2013 (2013-2014) Part C local determinations, the DSE/EIS will implement a graduated six-year results driven accountability plan in order to concentrate efforts on:

- Improving child outcomes;
- Providing access to and participation in community settings with nondisabled peers; and
- Increasing family partnerships.

As a result of the accountability shift to an increased emphasis on results, a local Infants and Toddlers Program's determination status may be impacted in the future. Decisions regarding State targets and local determination criteria will be made in the coming months through broad stakeholder input, including local Directors of Special Education, local Infants and Toddlers Program Directors, local Preschool Coordinators, and the State Interagency Coordinating Council (SICC).

Dr. D'Ette W. Devine
March 20, 2014
Page Two

Local Infants and Toddlers Programs are strongly encouraged to work closely with their Local Interagency Coordinating Council (LICC) to perform an analysis of local data and infrastructure. The analysis should guide the development of strategies for data-informed decision-making, increased parent partnerships, strategic collaboration, and the use of evidence-based practices to improve the results for infants, toddlers, and young children with disabilities and their families. As we implement this shift in focus to results-driven accountability, the MSDE, DSE/EIS will provide State and local professional learning opportunities.

Thank you for your hard work and commitment to excellence, equity, and efficiency. The MSDE is committed to supporting the efforts of the Cecil County Infants and Toddlers Program to improve results for infants, toddlers, and preschool age children with disabilities and their families. If you have any questions or wish to request technical assistance, please do not hesitate to call me at 410-767-0238.

Sincerely,



Marcella E. Franczkowski, M.S.
Assistant State Superintendent
Division of Special Education/
Early Intervention Services

MF/DRR/BMM/cc
Attachments

c: Lillian M. Lowery
Jack R. Smith
Richard Wilkinson
Joyce Mastrilli
Branch Chiefs

FFY 2012

Cecil County Infants and Toddlers Program
Annual Data on Part C State Performance Plan (SPP) Priority Indicators
for the Period July 1, 2012 – June 30, 2013

Part C Annual SPP Performance Report							
SPP/APR Indicators			FFY 2012		Action Required	Previous Results	
Results Indicator	Compliance Indicator	State Target	Local Results	Target Met		FFY 2010	FFY 2011
1	Timely Delivery of IFSP Services	100%	100%	Yes	Compliant. No required action.	100%	99.3%
2	Infants and Toddlers with IFSPs who receive services in natural environments	92.0%	100%	Yes	Data meet the State's target. No required action.	100%	100%
3A	Birth to 3 Outcomes: Use of social – emotional skills	1. Exits with substantial growth	87.50%	Yes	No required action. State target based on different methodology.	87.5%	75.9%
		2. Exits within age expectations	86.36%	Yes		69.4%	70.5%
3B	Birth to 3 Outcomes: Use of knowledge and skills	1. Exits with substantial growth	88.89%	Yes	No required action. State target based on different methodology.	93.1%	75.4%
		2. Exits within age expectations	84.85%	Yes		69.4%	70.5%
3C	Birth to 3 Outcomes: Use of appropriate behaviors	1. Exits with substantial growth	87.04%	No	No required action. State target based on different methodology.	75.9%	84.8%
		2. Exits within age expectations	71.21%	No		63.9%	69.2%
4A	Families who report EIS helped them know their rights	81.0%	91.6%	Yes	Data meet the State's target. No required action.	100%	96.9%
4B	Families who report EIS helped them communicate their child's needs	79.0%	91.3%	Yes	Data meet the State's target. No required action.	96.7%	93.2%
4C	Families who report EIS helped them help their children develop and learn	89.0%	92.2%	Yes	Data meet the State's target. No required action.	96.8%	98.4%
5	Children birth to one served as a percentage of the population birth to one	1.50%	0.95%	No	Data do not meet the State target. Continue Improvement Activities	0.89%	0.93%
6	Children birth to three served as a percentage of the population birth to 3	3.00%	3.51%	Yes	Data meet the State's target. No required action.	3.42%	2.92%
7	Percentage of toddlers for whom the evaluation and the initial IFSP was within 45 days from the date of referral	100%	97.7%	No	Correction of noncompliance must occur.	100%	99.2%

Part C Annual SPP Performance Report							
SPP/APR Indicators		FFY 2012			Action Required	Previous Results	
Results Indicator	Compliance Indicator	State Target	Local Results	Target Met		FFY 2010	FFY 2011
8A	Percentage of toddlers exiting Part C for whom an IFSP was developed at least 90 days, and not more than nine months, prior to the toddler's third birthday	100%	100%	Yes	Compliant. No required action.	100%	100%
8B	Percentage of toddlers for whom the LEA was notified of potential Part B eligibility at least 90 days prior to the third birthday	100%	100%	Yes	Compliant. No required action.	100%	100%
8C	Percentage of children for whom the transition conference was held 90 days, and not more than nine months, prior to the toddler's third birthday	100%	100%	Yes	Compliant. No required action.	98.2%	100%
9	Timely correction of noncompliance	100%	100%	Yes	Compliant. No required action.	100%	100%
14	Submission of timely and accurate data	100%	100%	Yes	Compliant. No required action.	100%	100%



Lillian M. Lowery, Ed.D.
State Superintendent of Schools

200 West Baltimore Street • Baltimore, MD 21201 • 410-767-0100 • 410-333-6442 TTY/TDD

March 20, 2014

Dr. Kimberly Hill
Superintendent
Charles County Public Schools
P. O. Box 2770 (Fed Ex. Etc. to
5980 Radio Station Road)
LaPlata, MD 20646

Dear Dr. Hill:

The Maryland State Department of Education (MSDE), Division of Special Education/Early Intervention Services (DSE/EIS) is required to make determinations annually on the performance of each local Infants and Toddlers Program using one of the following four determination categories: "Meets Requirements," "Needs Assistance," "Needs Intervention," or "Needs Substantial Intervention" [34 CFR §§303.700 and 300.703]. The MSDE, DSE/EIS uses a results-based rubric for specific indicators to evaluate each local Infants and Toddler's Program performance in meeting the State's targets for Federal fiscal Year (FFY) 2012 (2012-2013 fiscal year). Attached please find the *FFY 2012 Determination Overview* that identifies the Part C Indicators used to assign a local determination and the *FFY 2012 Local Determination Scoring Criteria*. The attached *FFY 2012 Annual Data Table on SPP/APR Part C Indicators* provides a three-year data analysis and required actions for the Charles County Infants and Toddlers Program. Based on the FFY 2012 data, as well as information obtained through monitoring and complaint investigations, the Charles County Infants and Toddlers Program has achieved the determination status of "**Meets Requirements.**"

The criteria for the current assignment of the determination status have been in effect for the last two (2) years and have placed a greater emphasis upon indicators of compliance. We know what is measured is what gets done and, as a result, twenty-one of Maryland's twenty-four local Infants and Toddlers Programs met substantial compliance for each of the six (6) Compliance Indicators (1, 7, 8a, 8b, 8c, and 9) in FFY 2012. Moving forward, there will be a shift to a more balanced accountability approach. Critical to the focus and accountability shift is the collaborative work of early intervention leaders to focus on child outcomes and narrow the school readiness gap. Beginning with the FFY 2013 (2013-2014) Part C local determinations, the DSE/EIS will implement a graduated six-year results driven accountability plan in order to concentrate efforts on:

- Improving child outcomes;
- Providing access to and participation in community settings with nondisabled peers; and
- Increasing family partnerships.


As a result of the accountability shift to an increased emphasis on results, a local Infants and Toddlers Program's determination status may be impacted in the future. Decisions regarding State targets and local determination criteria will be made in the coming months through broad stakeholder input, including local Directors of Special Education, local Infants and Toddlers Program Directors, local Preschool Coordinators, and the State Interagency Coordinating Council (SICC).

Dr. Kimberly Hill
March 20, 2014
Page Two

Local Infants and Toddlers Programs are strongly encouraged to work closely with their Local Interagency Coordinating Council (LICC) to perform an analysis of local data and infrastructure. The analysis should guide the development of strategies for data-informed decision-making, increased parent partnerships, strategic collaboration, and the use of evidence-based practices to improve the results for infants, toddlers, and young children with disabilities and their families. As we implement this shift in focus to results-driven accountability, the MSDE, DSE/EIS will provide State and local professional learning opportunities.

Thank you for your hard work and commitment to excellence, equity, and efficiency. The MSDE is committed to supporting the efforts of the Charles County Infants and Toddlers Program to improve results for infants, toddlers, and preschool age children with disabilities and their families. If you have any questions or wish to request technical assistance, please do not hesitate to call me at 410-767-0238.

Sincerely,



Marcella E. Franczkowski, M.S.
Assistant State Superintendent
Division of Special Education/
Early Intervention Services

MF/DRR/BMM/cc
Attachments


c: Lillian M. Lowery
Jack R. Smith
Todd Wonderling
Arden Sotomayor
Branch Chiefs

FFY 2012

Charles County Infants and Toddlers Program Annual Data on Part C State Performance Plan (SPP) Priority Indicators for the Period July 1, 2012 – June 30, 2013

Part C Annual SPP Performance Report							
SPP/APR Indicators			FFY 2012		Action Required	Previous Results	
Results Indicator	Compliance Indicator	State Target	Local Results	Target Met		FFY 2010	FFY 2011
1	Timely Delivery of IFSP Services	100%	100%	Yes	Compliant. No required action.	99.0%	99.5%
2	Infants and Toddlers with IFSPs who receive services in natural environments	92.0%	100%	Yes	Data meet the State's target. No required action.	98.8%	100%
3A	Birth to 3 Outcomes: Use of social – emotional skills	81.1%	62.90%	No	No required action. State target based on different methodology.	76.0%	44.1%
		74.3%	62.24%	No		72.3%	61.2%
3B	Birth to 3 Outcomes: Use of knowledge and skills	86.3%	62.67%	No	No required action. State target based on different methodology.	78.1%	46.6%
		70.4%	59.18%	No		70.2%	57.9%
3C	Birth to 3 Outcomes: Use of appropriate behaviors	87.5%	71.08%	No	No required action. State target based on different methodology.	78.1%	56.2%
		75.9%	56.12%	No		72.3%	59.0%
4A	Families who report EIS helped them know their rights	81.0%	86.8%	Yes	Data meet the State's target. No required action.	96.7%	89.4%
4B	Families who report EIS helped them communicate their child's needs	79.0%	92.5%	Yes	Data meet the State's target. No required action.	97.7%	88.9%
4C	Families who report EIS helped them help their children develop and learn	89.0%	92.5%	Yes	Data meet the State's target. No required action.	95.3%	89.7%
5	Children birth to one served as a percentage of the population birth to one	1.50%	1.83%	Yes	Data meet the State's target. No required action.	1.83%	1.21%
6	Children birth to three served as a percentage of the population birth to 3	3.00%	2.78%	No	Data do not meet the State target. Continue Improvement Activities	3.02%	2.73%
7	Percentage of toddlers for whom the evaluation and the initial IFSP was within 45 days from the date of referral	100%	100%	Yes	Compliant. No required action.	100%	100%

Part C Annual SPP Performance Report							
SPP/APR Indicators		FFY 2012			Action Required	Previous Results	
Results Indicator	Compliance Indicator	State Target	Local Results	Target Met		FFY 2010	FFY 2011
8A	Percentage of toddlers exiting Part C for whom an IFSP was developed at least 90 days, and not more than nine months, prior to the toddler's third birthday	100%	100%	Yes	Compliant. No required action.	100%	100%
8B	Percentage of toddlers for whom the LEA was notified of potential Part B eligibility at least 90 days prior to the third birthday	100%	100%	Yes	Compliant. No required action.	100%	100%
8C	Percentage of children for whom the transition conference was held 90 days, and not more than nine months, prior to the toddler's third birthday	100%	100%	Yes	Compliant. No required action.	100%	95.7%
9	Timely correction of noncompliance	100%	100%	Yes	Compliant. No required action.	100%	100%
14	Submission of timely and accurate data	100%	100%	Yes	Compliant. No required action.	75.0%	100%



Lillian M. Lowery, Ed.D.
State Superintendent of Schools

200 West Baltimore Street • Baltimore, MD 21201 • 410-767-0100 • 410-333-6442 TTY/TDD

March 20, 2014

Dr. Henry V. Wagner, Jr.
Superintendent
Dorchester County Board of Education
700 Glasgow Street
Cambridge, MD 21613

Dear Dr. Wagner:

The Maryland State Department of Education (MSDE), Division of Special Education/Early Intervention Services (DSE/EIS) is required to make determinations annually on the performance of each local Infants and Toddlers Program using one of the following four determination categories: "Meets Requirements," "Needs Assistance," "Needs Intervention," or "Needs Substantial Intervention" [34 CFR §§303.700 and 300.703]. The MSDE, DSE/EIS uses a results-based rubric for specific indicators to evaluate each local Infants and Toddler's Program performance in meeting the State's targets for Federal fiscal Year (FFY) 2012 (2012-2013 fiscal year). Attached please find the *FFY 2012 Determination Overview* that identifies the Part C Indicators used to assign a local determination and the *FFY 2012 Local Determination Scoring Criteria*. The attached *FFY 2012 Annual Data Table on SPP/APR Part C Indicators* provides a three-year data analysis and required actions for the Dorchester County Infants and Toddlers Program. Based on the FFY 2012 data, as well as information obtained through monitoring and complaint investigations, the Dorchester County Infants and Toddlers Program has achieved the determination status of "**Meets Requirements.**"

The criteria for the current assignment of the determination status have been in effect for the last two (2) years and have placed a greater emphasis upon indicators of compliance. We know what is measured is what gets done and, as a result, twenty-one of Maryland's twenty-four local Infants and Toddlers Programs met substantial compliance for each of the six (6) Compliance Indicators (1, 7, 8a, 8b, 8c, and 9) in FFY 2012. Moving forward, there will be a shift to a more balanced accountability approach. Critical to the focus and accountability shift is the collaborative work of early intervention leaders to focus on child outcomes and narrow the school readiness gap. Beginning with the FFY 2013 (2013-2014) Part C local determinations, the DSE/EIS will implement a graduated six-year results driven accountability plan in order to concentrate efforts on:

- Improving child outcomes;
- Providing access to and participation in community settings with nondisabled peers; and
- Increasing family partnerships.

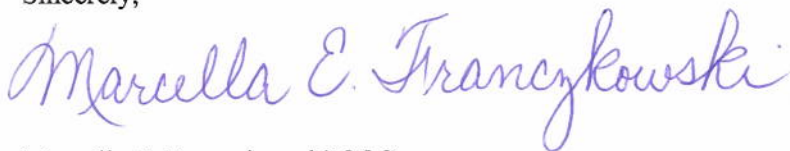
As a result of the accountability shift to an increased emphasis on results, a local Infants and Toddlers Program's determination status may be impacted in the future. Decisions regarding State targets and local determination criteria will be made in the coming months through broad stakeholder input, including local Directors of Special Education, local Infants and Toddlers Program Directors, local Preschool Coordinators, and the State Interagency Coordinating Council (SICC).

Dr. Henry V. Wagner, Jr.
March 20, 2014
Page Two

Local Infants and Toddlers Programs are strongly encouraged to work closely with their Local Interagency Coordinating Council (LICC) to perform an analysis of local data and infrastructure. The analysis should guide the development of strategies for data-informed decision-making, increased parent partnerships, strategic collaboration, and the use of evidence-based practices to improve the results for infants, toddlers, and young children with disabilities and their families. As we implement this shift in focus to results-driven accountability, the MSDE, DSE/EIS will provide State and local professional learning opportunities.

Thank you for your hard work and commitment to excellence, equity, and efficiency. The MSDE is committed to supporting the efforts of the Dorchester County Infants and Toddlers Program to improve results for infants, toddlers, and preschool age children with disabilities and their families. If you have any questions or wish to request technical assistance, please do not hesitate to call me at 410-767-0238.

Sincerely,



Marcella E. Franczkowski, M.S.
Assistant State Superintendent
Division of Special Education/
Early Intervention Services

MF/DRR/BMM/cc
Attachments

c: Lillian M. Lowery
Jack R. Smith
Angela McPeake Gebert
Branch Chiefs

Dorchester County Infants and Toddlers Program
Annual Data on Part C State Performance Plan (SPP) Priority Indicators
for the Period July 1, 2012 – June 30, 2013

Part C Annual SPP Performance Report							
SPP/APR Indicators		FFY 2012			Action Required	Previous Results	
Results Indicator	Compliance Indicator	State Target	Local Results	Target Met		FFY 2010	FFY 2011
1	Timely Delivery of IFSP Services	100%	100%	Yes	Compliant. No required action.	100%	100%
2	Infants and Toddlers with IFSPs who receive services in natural environments	92.0%	100%	Yes	Data meet the State's target. No required action.	100%	100%
3A	Birth to 3 Outcomes: Use of social – emotional skills	81.1%	88.89%	Yes	No required action. State target based on different methodology.	100%	73.3%
		74.3%	87.50%	Yes		82.4%	76.2%
3B	Birth to 3 Outcomes: Use of knowledge and skills	86.3%	100%	Yes	No required action. State target based on different methodology.	90.0%	80.0%
		70.4%	93.75%	Yes		45.0%	81.0%
3C	Birth to 3 Outcomes: Use of appropriate behaviors	87.5%	86.67%	No	No required action. State target based on different methodology.	94.1%	64.7%
		75.9%	68.75%	No		50.0%	61.9%
4A	Families who report EIS helped them know their rights	81.0%	100%	Yes	Data meet the State's target. No required action.	91.4%	100%
4B	Families who report EIS helped them communicate their child's needs	79.0%	100%	Yes	Data meet the State's target. No required action.	88.6%	100%
4C	Families who report EIS helped them help their children develop and learn	89.0%	100%	Yes	Data meet the State's target. No required action.	91.7%	100%
5	Children birth to one served as a percentage of the population birth to one	1.50%	0.82%	No	Data do not meet the State target. Continue Improvement Activities	1.95%	1.58%
6	Children birth to three served as a percentage of the population birth to 3	3.00%	2.31%	No	Data do not meet the State target. Continue Improvement Activities	3.35%	3.05%
7	Percentage of toddlers for whom the evaluation and the initial IFSP was within 45 days from the date of referral	100%	100%	Yes	Compliant. No required action.	100%	100%

Part C Annual SPP Performance Report							
SPP/APR Indicators		FFY 2012			Action Required	Previous Results	
Results Indicator	Compliance Indicator	State Target	Local Results	Target Met		FFY 2010	FFY 2011
8A	Percentage of toddlers exiting Part C for whom an IFSP was developed at least 90 days, and not more than nine months, prior to the toddler's third birthday	100%	100%	Yes	Compliant. No required action.	100%	100%
8B	Percentage of toddlers for whom the LEA was notified of potential Part B eligibility at least 90 days prior to the third birthday	100%	100%	Yes	Compliant. No required action.	100%	100%
8C	Percentage of children for whom the transition conference was held 90 days, and not more than nine months, prior to the toddler's third birthday	100%	100%	Yes	Compliant. No required action.	92.3%	100%
9	Timely correction of noncompliance	100%	100%	Yes	Compliant. No required action.	100%	100%
14	Submission of timely and accurate data	100%	100%	Yes	Compliant. No required action.	83.3%	83.3%



Lillian M. Lowery, Ed.D.
State Superintendent of Schools

200 West Baltimore Street • Baltimore, MD 21201 • 410-767-0100 • 410-333-6442 TTY/TDD

March 20, 2014

Dr. Barbara Brookmyer
Health Officer
Frederick County
350 Montevue Lane
Frederick, MD 21702

Dear Dr. Brookmyer:

The Maryland State Department of Education (MSDE), Division of Special Education/Early Intervention Services (DSE/EIS) is required to make determinations annually on the performance of each local Infants and Toddlers Program using one of the following four determination categories: "Meets Requirements," "Needs Assistance," "Needs Intervention," or "Needs Substantial Intervention" [34 CFR §§303.700 and 300.703]. The MSDE, DSE/EIS uses a results-based rubric for specific indicators to evaluate each local Infants and Toddler's Program performance in meeting the State's targets for Federal fiscal Year (FFY) 2012 (2012-2013 fiscal year). Attached please find the *FFY 2012 Determination Overview* that identifies the Part C Indicators used to assign a local determination and the *FFY 2012 Local Determination Scoring Criteria*. The attached *FFY 2012 Annual Data Table on SPP/APR Part C Indicators* provides a three-year data analysis and required actions for the Frederick County Infants and Toddlers Program. Based on the FFY 2012 data, as well as information obtained through monitoring and complaint investigations, the Frederick County Infants and Toddlers Program has achieved the determination status of "**Meets Requirements.**"

The criteria for the current assignment of the determination status have been in effect for the last two (2) years and have placed a greater emphasis upon indicators of compliance. We know what is measured is what gets done and, as a result, twenty-one of Maryland's twenty-four local Infants and Toddlers Programs met substantial compliance for each of the six (6) Compliance Indicators (1, 7, 8a, 8b, 8c, and 9) in FFY 2012. Moving forward, there will be a shift to a more balanced accountability approach. Critical to the focus and accountability shift is the collaborative work of early intervention leaders to focus on child outcomes and narrow the school readiness gap. Beginning with the FFY 2013 (2013-2014) Part C local determinations, the DSE/EIS will implement a graduated six-year results driven accountability plan in order to concentrate efforts on:

- Improving child outcomes;
- Providing access to and participation in community settings with nondisabled peers; and
- Increasing family partnerships.

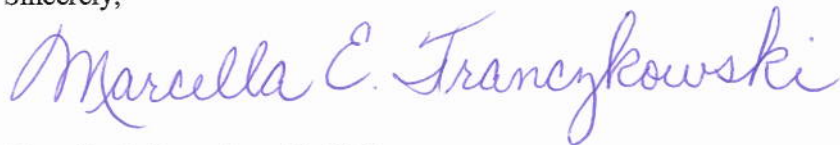
As a result of the accountability shift to an increased emphasis on results, a local Infants and Toddlers Program's determination status may be impacted in the future. Decisions regarding State targets and local determination criteria will be made in the coming months through broad stakeholder input, including local Directors of Special Education, local Infants and Toddlers Program Directors, local Preschool Coordinators, and the State Interagency Coordinating Council (SICC).

Dr. Barbara Brookmyer
March 20, 2014
Page Two

Local Infants and Toddlers Programs are strongly encouraged to work closely with their Local Interagency Coordinating Council (LICC) to perform an analysis of local data and infrastructure. The analysis should guide the development of strategies for data-informed decision-making, increased parent partnerships, strategic collaboration, and the use of evidence-based practices to improve the results for infants, toddlers, and young children with disabilities and their families. As we implement this shift in focus to results-driven accountability, the MSDE, DSE/EIS will provide State and local professional learning opportunities.

Thank you for your hard work and commitment to excellence, equity, and efficiency. The MSDE is committed to supporting the efforts of the Frederick County Infants and Toddlers Program to improve results for infants, toddlers, and preschool age children with disabilities and their families. If you have any questions or wish to request technical assistance, please do not hesitate to call me at 410-767-0238.

Sincerely,



Marcella E. Franczkowski, M.S.
Assistant State Superintendent
Division of Special Education/
Early Intervention Services

MF/DRR/BMM/cc
Attachments


c: Lillian M. Lowery
Jack R. Smith
Monica Grant
Branch Chiefs

FFY 2012

Frederick County Infants and Toddlers Program Annual Data on Part C State Performance Plan (SPP) Priority Indicators for the Period July 1, 2012 – June 30, 2013

Part C Annual SPP Performance Report							
SPP/APR Indicators		FFY 2012			Action Required	Previous Results	
Results Indicator	Compliance Indicator	State Target	Local Results	Target Met		FFY 2010	FFY 2011
1	Timely Delivery of IFSP Services	100%	99.7%	No	Correction of noncompliance must occur.	100%	98.9%
2	Infants and Toddlers with IFSPs who receive services in natural environments	92.0%	99.6%	Yes	Data meet the State's target. No required action.	89.6%	98.2%
3A	Birth to 3 Outcomes: Use of social – emotional skills	81.1%	56.52%	No	No required action. State target based on different methodology.	64.2%	52.9%
		74.3%	68.42%	No		66.7%	69.9%
3B	Birth to 3 Outcomes: Use of knowledge and skills	86.3%	70.16%	No	No required action. State target based on different methodology.	75.0%	64.4%
		70.4%	61.99%	No		54.9%	57.7%
3C	Birth to 3 Outcomes: Use of appropriate behaviors	87.5%	64.58%	No	No required action. State target based on different methodology.	73.1%	64.0%
		75.9%	52.63%	No		65.7%	64.8%
4A	Families who report EIS helped them know their rights	81.0%	95.1%	Yes	Data meet the State's target. No required action.	94.9%	96.7%
4B	Families who report EIS helped them communicate their child's needs	79.0%	93.8%	Yes	Data meet the State's target. No required action.	91.5%	96.4%
4C	Families who report EIS helped them help their children develop and learn	89.0%	94.8%	Yes	Data meet the State's target. No required action.	91.6%	95.9%
5	Children birth to one served as a percentage of the population birth to one	1.50%	1.40%	No	Data do not meet the State target. Continue Improvement Activities	2.22%	2.02%
6	Children birth to three served as a percentage of the population birth to 3	3.00%	2.81%	No	Data do not meet the State target. Continue Improvement Activities	3.46%	3.33%
7	Percentage of toddlers for whom the evaluation and the initial IFSP was within	100%	100%	Yes	Compliant. No required action.	100%	100%

Part C Annual SPP Performance Report							
SPP/APR Indicators		FFY 2012			Action Required	Previous Results	
Results Indicator	Compliance Indicator	State Target	Local Results	Target Met		FFY 2010	FFY 2011
	45 days from the date of referral						
8A	Percentage of toddlers exiting Part C for whom an IFSP was developed at least 90 days, and not more than nine months, prior to the toddler's third birthday	100%	100%	Yes	Compliant. No required action.	100%	100%
8B	Percentage of toddlers for whom the LEA was notified of potential Part B eligibility at least 90 days prior to the third birthday	100%	100%	Yes	Compliant. No required action.	100%	100%
8C	Percentage of children for whom the transition conference was held 90 days, and not more than nine months, prior to the toddler's third birthday	100%	100%	Yes	Compliant. No required action.	100%	100%
9	Timely correction of noncompliance	100%	100%	Yes	Compliant. No required action.	100%	100%
14	Submission of timely and accurate data	100%	100%	Yes	Compliant. No required action.	100%	100%



Lillian M. Lowery, Ed.D.
State Superintendent of Schools

200 West Baltimore Street • Baltimore, MD 21201 • 410-767-0100 • 410-333-6442 TTY/TDD

March 20, 2014

Dr. Janet Wilson
Superintendent
Garrett County Board of Education
40 South Second Street
Oakland, MD 21550

Dear Dr. Wilson:

The Maryland State Department of Education (MSDE), Division of Special Education/Early Intervention Services (DSE/EIS) is required to make determinations annually on the performance of each local Infants and Toddlers Program using one of the following four determination categories: "Meets Requirements," "Needs Assistance," "Needs Intervention," or "Needs Substantial Intervention" [34 CFR §§303.700 and 300.703]. The MSDE, DSE/EIS uses a results-based rubric for specific indicators to evaluate each local Infants and Toddler's Program performance in meeting the State's targets for Federal fiscal Year (FFY) 2012 (2012-2013 fiscal year). Attached please find the *FFY 2012 Determination Overview* that identifies the Part C Indicators used to assign a local determination and the *FFY 2012 Local Determination Scoring Criteria*. The attached *FFY 2012 Annual Data Table on SPP/APR Part C Indicators* provides a three-year data analysis and required actions for the Garrett County Infants and Toddlers Program. Based on the FFY 2012 data, as well as information obtained through monitoring and complaint investigations, the Garrett County Infants and Toddlers Program has achieved the determination status of "**Meets Requirements.**"

The criteria for the current assignment of the determination status have been in effect for the last two (2) years and have placed a greater emphasis upon indicators of compliance. We know what is measured is what gets done and, as a result, twenty-one of Maryland's twenty-four local Infants and Toddlers Programs met substantial compliance for each of the six (6) Compliance Indicators (1, 7, 8a, 8b, 8c, and 9) in FFY 2012. Moving forward, there will be a shift to a more balanced accountability approach. Critical to the focus and accountability shift is the collaborative work of early intervention leaders to focus on child outcomes and narrow the school readiness gap. Beginning with the FFY 2013 (2013-2014) Part C local determinations, the DSE/EIS will implement a graduated six-year results driven accountability plan in order to concentrate efforts on:

- Improving child outcomes;
- Providing access to and participation in community settings with nondisabled peers; and
- Increasing family partnerships.

As a result of the accountability shift to an increased emphasis on results, a local Infants and Toddlers Program's determination status may be impacted in the future. Decisions regarding State targets and local determination criteria will be made in the coming months through broad stakeholder input, including local Directors of Special Education, local Infants and Toddlers Program Directors, local Preschool Coordinators, and the State Interagency Coordinating Council (SICC).

Dr. Janet Wilson
March 20, 2014
Page Two

Local Infants and Toddlers Programs are strongly encouraged to work closely with their Local Interagency Coordinating Council (LICC) to perform an analysis of local data and infrastructure. The analysis should guide the development of strategies for data-informed decision-making, increased parent partnerships, strategic collaboration, and the use of evidence-based practices to improve the results for infants, toddlers, and young children with disabilities and their families. As we implement this shift in focus to results-driven accountability, the MSDE, DSE/EIS will provide State and local professional learning opportunities.

Thank you for your hard work and commitment to excellence, equity, and efficiency. The MSDE is committed to supporting the efforts of the Garrett County Infants and Toddlers Program to improve results for infants, toddlers, and preschool age children with disabilities and their families. If you have any questions or wish to request technical assistance, please do not hesitate to call me at 410-767-0238.

Sincerely,




Marcella E. Franczkowski, M.S.
Assistant State Superintendent
Division of Special Education/
Early Intervention Services

MF/DRR/BMM/cc
Attachments


c: Lillian M. Lowery
Jack R. Smith
Lisa Drummond
Jennifer Kotulak
Branch Chiefs

FFY 2012

Garrett County Infants and Toddlers Program
Annual Data on Part C State Performance Plan (SPP) Priority Indicators
for the Period July 1, 2012 – June 30, 2013

Part C Annual SPP Performance Report									
SPP/APR Indicators Results Indicator 		FFY 2012			Action Required		Previous Results		
		State Target	Local Results	Target Met			FFY 2010	FFY 2011	
1	Timely Delivery of IFSP Services	100%	100%	Yes	Compliant. No required action.		100%	100%	
2	Infants and Toddlers with IFSPs who receive services in natural environments	92.0%	100%	Yes	Data meet the State's target. No required action.		100%	100%	
3A	Birth to 3 Outcomes: Use of social – emotional skills	81.1%	100%	Yes	No required action. State target based on different methodology.		100%	83.3%	
		74.3%	85.19%	Yes			100%	72.7%	
3B	Birth to 3 Outcomes: Use of knowledge and skills	86.3%	100%	Yes	No required action. State target based on different methodology.		100%	100%	
		70.4%	88.89%	Yes			100%	72.7%	
3C	Birth to 3 Outcomes: Use of appropriate behaviors	87.5%	100%	Yes	No required action. State target based on different methodology.		100%	87.5%	
		75.9%	81.48%	Yes			100%	63.6%	
4A	Families who report EIS helped them know their rights	81.0%	100%	Yes	Data meet the State's target. No required action.		100%	96.3%	
4B	Families who report EIS helped them communicate their child's needs	79.0%	100%	Yes	Data meet the State's target. No required action.		100%	100%	
4C	Families who report EIS helped them help their children develop and learn	89.0%	100%	Yes	Data meet the State's target. No required action.		100%	100%	
5	Children birth to one served as a percentage of the population birth to one	1.50%	3.07%	Yes	Data meet the State's target. No required action.		1.35%	0.35%	
6	Children birth to three served as a percentage of the population birth to 3	3.00%	4.08%	Yes	Data meet the State's target. No required action.		1.78%	2.31%	
7	Percentage of toddlers for whom the evaluation and the initial IFSP was within 45 days from the date of referral	100%	100%	Yes	Compliant. No required action.		100%	100%	

Part C Annual SPP Performance Report							
SPP/APR Indicators		FFY 2012			Action Required	Previous Results	
Results Indicator	Compliance Indicator	State Target	Local Results	Target Met		FFY 2010	FFY 2011
8A	Percentage of toddlers exiting Part C for whom an IFSP was developed at least 90 days, and not more than nine months, prior to the toddler's third birthday	100%	100%	Yes	Compliant. No required action.	100%	100%
8B	Percentage of toddlers for whom the LEA was notified of potential Part B eligibility at least 90 days prior to the third birthday	100%	100%	Yes	Compliant. No required action.	100%	100%
8C	Percentage of children for whom the transition conference was held 90 days, and not more than nine months, prior to the toddler's third birthday	100%	100%	Yes	Compliant. No required action.	100%	100%
9	Timely correction of noncompliance	100%	100%	Yes	Compliant. No required action.	100%	100%
14	Submission of timely and accurate data	100%	91.7%	No	Submit all data, including programmatic and fiscal reports, in a timely and accurate manner.	83.3%	83.3%



Lillian M. Lowery, Ed.D.
State Superintendent of Schools

200 West Baltimore Street • Baltimore, MD 21201 • 410-767-0100 • 410-333-6442 TTY/TDD

March 21, 2014

Mrs. Barbara P. Canavan
Interim Superintendent
Harford County Public Schools
102 South Hickory Avenue
Bel Air, MD 21014-3731

Dear Mrs. Canavan:

The Maryland State Department of Education (MSDE), Division of Special Education/Early Intervention Services (DSE/EIS) is required to make determinations annually on the performance of each local Infants and Toddlers Program using one of the following four determination categories: "Meets Requirements," "Needs Assistance," "Needs Intervention," or "Needs Substantial Intervention" [34 CFR §§303.700 and 303.703]. The MSDE, DSE/EIS uses a results-based rubric for specific indicators to evaluate each local Infants and Toddler's Program performance in meeting the State's targets for Federal fiscal Year (FFY) 2012 (2012-2013 fiscal year). Attached please find the *FFY 2012 Determination Overview* that identifies the Part C Indicators used to assign a local determination and the *FFY 2012 Local Determination Scoring Criteria*. The attached *FFY 2012 Annual Data Table on SPP/APR Part C Indicators* provides a three-year data analysis and required actions for the Harford County Infants and Toddlers Program. Based on the FFY 2012 data, as well as information obtained through monitoring and complaint investigations, the Harford County Infants and Toddlers Program has achieved the determination status of "**Needs Assistance, Year Two.**"

For the last consecutive two (2) years, the Harford County Infants and Toddlers Program determination status has been "Needs Assistance." For FFY 2012, "substantial compliance" was not attained for either timely service initiation or 45-day timeline. It is important to note, however, that the Harford County Infants and Toddlers Program has corrected noncompliance for both of these indicators in FFY 2013. The Harford County Infants and Toddlers Program and the DSE/EIS will continue to jointly develop, implement, and evaluate a comprehensive action plan that identifies targeted assistance, support, and resources. Next steps will be identified in the near future.

The criteria for the current assignment of the determination status have been in effect for the last two (2) years and have placed a greater emphasis upon indicators of compliance. We know what is measured is what gets done and, as a result, twenty-one of Maryland's twenty-four local Infants and Toddlers Programs met substantial compliance for each of the six (6) Compliance Indicators (1, 7, 8a, 8b, 8c, and 9) in FFY 2012. Moving forward, there will be a shift to a more balanced accountability approach. Critical to the focus and accountability shift is the collaborative work of early intervention leaders to focus on child outcomes and narrow the school readiness gap. Beginning with the FFY 2013 (2013-2014) Part C local determinations, the DSE/EIS will implement a graduated six-year results driven accountability plan in order to concentrate efforts on:

- Improving child outcomes;
- Providing access to and participation in community settings with nondisabled peers; and
- Increasing family partnerships.

Mrs. Barbara P. Canavan
March 21, 2014
Page Two

As a result of the accountability shift to an increased emphasis on results, a local Infants and Toddlers Program's determination status may be impacted in the future. Decisions regarding State targets and local determination criteria will be made in the coming months through broad stakeholder input, including local Directors of Special Education, local Infants and Toddlers Program Directors, local Preschool Coordinators, and the State Interagency Coordinating Council (SICC).

Local Infants and Toddlers Programs are strongly encouraged to work closely with their Local Interagency Coordinating Council (LICC) to perform an analysis of local data and infrastructure. The analysis should guide the development of strategies for data-informed decision-making, increased parent partnerships, strategic collaboration, and the use of evidence-based practices to improve the results for infants, toddlers, and young children with disabilities and their families. As we implement this shift in focus to results-driven accountability, the MSDE, DSE/EIS will provide State and local professional learning opportunities.

Thank you for your hard work and commitment to excellence, equity, and efficiency. The MSDE is committed to supporting the efforts of the Harford County Infants and Toddlers Program to improve results for infants, toddlers, and preschool age children with disabilities and their families. If you have any questions or wish to request technical assistance, please do not hesitate to call me at 410-767-0238.

Sincerely,



Marcella E. Franczkowski, M.S.
Assistant State Superintendent
Division of Special Education/
Early Intervention Services

MF/DRR/BMM/cc
Attachments


c: Lillian M. Lowery
Jack R. Smith
Nicol Elliott
Ann-Marie Spakowski
Branch Chiefs

FFY 2012

Harford County Infants and Toddlers Program Annual Data on Part C State Performance Plan (SPP) Priority Indicators for the Period July 1, 2012 – June 30, 2013

Part C Annual SPP Performance Report								
SPP/APR Indicators		FFY 2012						
Results Indicator	Compliance Indicator	State	Local	Target	Action Required	Previous Results		
		Target	Results	Met		FFY 2010	FFY 2011	
1	Timely Delivery of IFSP Services	100%	91.1%	No	Correction of noncompliance must occur.	89.9%	90.5%	
2	Infants and Toddlers with IFSPs who receive services in natural environments	92.0%	99.5%	Yes	Data meet the State's target. No required action.	96.6%	99.1%	
3A	Birth to 3 Outcomes: Use of social – emotional skills	1. Exits with substantial growth	81.1%	74.29%	No	No required action. State target based on different methodology.	82.1%	73.4%
		2. Exits within age expectations	74.3%	58.46%	No		68.7%	57.3%
3B	Birth to 3 Outcomes: Use of knowledge and skills	1. Exits with substantial growth	86.3%	74.52%	No	No required action. State target based on different methodology.	86.8%	74.6%
		2. Exits within age expectations	70.4%	58.85%	No		65.0%	56.4%
3C	Birth to 3 Outcomes: Use of appropriate behaviors	1. Exits with substantial growth	87.5%	76.50%	No	No required action. State target based on different methodology.	90.2%	65.7%
		2. Exits within age expectations	75.9%	56.54%	No		75.8%	63.8%
4A	Families who report EIS helped them know their rights	81.0%	91.0%	Yes	Data meet the State's target. No required action.	90.8%	91.8%	
4B	Families who report EIS helped them communicate their child's needs	79.0%	91.0%	Yes	Data meet the State's target. No required action.	89.6%	94.1%	
4C	Families who report EIS helped them help their children develop and learn	89.0%	93.7%	Yes	Data meet the State's target. No required action.	93.3%	93.4%	
5	Children birth to one served as a percentage of the population birth to one	1.50%	1.62%	Yes	Data meet the State's target. No required action.	1.61%	1.51%	
6	Children birth to three served as a percentage of the population birth to 3	3.00%	4.57%	Yes	Data meet the State's target. No required action.	4.04%	3.83%	
7	Percentage of toddlers for whom the evaluation and the initial IFSP was within	100%	90.6%	No	Correction of noncompliance must occur.	96.8%	98.3%	

Part C Annual SPP Performance Report							
SPP/APR Indicators		FFY 2012			Action Required	Previous Results	
Results Indicator	Compliance Indicator	State Target	Local Results	Target Met		FFY 2010	FFY 2011
	45 days from the date of referral						
8A	Percentage of toddlers exiting Part C for whom an IFSP was developed at least 90 days, and not more than nine months, prior to the toddler's third birthday	100%	100%	Yes	Compliant. No required action.	100%	100%
8B	Percentage of toddlers for whom the LEA was notified of potential Part B eligibility at least 90 days prior to the third birthday	100%	100%	Yes	Compliant. No required action.	100%	100%
8C	Percentage of children for whom the transition conference was held 90 days, and not more than nine months, prior to the toddler's third birthday	100%	100%	Yes	Compliant. No required action.	100%	94.5%
9	Timely correction of noncompliance	100%	100%	Yes	Compliant. No required action.	100%	100%
14	Submission of timely and accurate data	100%	100%	Yes	Compliant. No required action.	100%	100%



Lillian M. Lowery, Ed.D.
State Superintendent of Schools

200 West Baltimore Street • Baltimore, MD 21201 • 410-767-0100 • 410-333-6442 TTY/TDD

March 20, 2014

Dr. Renee A. Foose
Superintendent
Howard County Public Schools
10910 Route 108
Ellicott City, MD 21042

Dear Dr. Foose:

The Maryland State Department of Education (MSDE), Division of Special Education/Early Intervention Services (DSE/EIS) is required to make determinations annually on the performance of each local Infants and Toddlers Program using one of the following four determination categories: "Meets Requirements," "Needs Assistance," "Needs Intervention," or "Needs Substantial Intervention" [34 CFR §§303.700 and 300.703]. The MSDE, DSE/EIS uses a results-based rubric for specific indicators to evaluate each local Infants and Toddler's Program performance in meeting the State's targets for Federal fiscal Year (FFY) 2012 (2012-2013 fiscal year). Attached please find the *FFY 2012 Determination Overview* that identifies the Part C Indicators used to assign a local determination and the *FFY 2012 Local Determination Scoring Criteria*. The attached *FFY 2012 Annual Data Table on SPP/APR Part C Indicators* provides a three-year data analysis and required actions for the Howard County Infants and Toddlers Program. Based on the FFY 2012 data, as well as information obtained through monitoring and complaint investigations, the Howard County Infants and Toddlers Program has achieved the determination status of "**Meets Requirements.**"

The criteria for the current assignment of the determination status have been in effect for the last two (2) years and have placed a greater emphasis upon indicators of compliance. We know what is measured is what gets done and, as a result, twenty-one of Maryland's twenty-four local Infants and Toddlers Programs met substantial compliance for each of the six (6) Compliance Indicators (1, 7, 8a, 8b, 8c, and 9) in FFY 2012. Moving forward, there will be a shift to a more balanced accountability approach. Critical to the focus and accountability shift is the collaborative work of early intervention leaders to focus on child outcomes and narrow the school readiness gap. Beginning with the FFY 2013 (2013-2014) Part C local determinations, the DSE/EIS will implement a graduated six-year results driven accountability plan in order to concentrate efforts on:

- Improving child outcomes;
- Providing access to and participation in community settings with nondisabled peers; and
- Increasing family partnerships.


As a result of the accountability shift to an increased emphasis on results, a local Infants and Toddlers Program's determination status may be impacted in the future. Decisions regarding State targets and local determination criteria will be made in the coming months through broad stakeholder input, including local Directors of Special Education, local Infants and Toddlers Program Directors, local Preschool Coordinators, and the State Interagency Coordinating Council (SICC).

Dr. Renee A. Foose
March 20, 2014
Page Two

Local Infants and Toddlers Programs are strongly encouraged to work closely with their Local Interagency Coordinating Council (LICC) to perform an analysis of local data and infrastructure. The analysis should guide the development of strategies for data-informed decision-making, increased parent partnerships, strategic collaboration, and the use of evidence-based practices to improve the results for infants, toddlers, and young children with disabilities and their families. As we implement this shift in focus to results-driven accountability, the MSDE, DSE/EIS will provide State and local professional learning opportunities.

Thank you for your hard work and commitment to excellence, equity, and efficiency. The MSDE is committed to supporting the efforts of the Howard County Infants and Toddlers Program to improve results for infants, toddlers, and preschool age children with disabilities and their families. If you have any questions or wish to request technical assistance, please do not hesitate to call me at 410-767-0238.

Sincerely,



Marcella E. Franczkowski, M.S.
Assistant State Superintendent
Division of Special Education/
Early Intervention Services

MF/DRR/BMM/cc
Attachments


c: Lillian M. Lowery
Jack R. Smith
Anne Hickey
Patty Daley
Branch Chiefs

FFY 2012

Howard County Infants and Toddlers Program
Annual Data on Part C State Performance Plan (SPP) Priority Indicators
for the Period July 1, 2012 – June 30, 2013

Part C Annual SPP Performance Report									
SPP/APR Indicators		FFY 2012			Action Required		Previous Results		
Results Indicator	Compliance Indicator	State Target	Local Results	Target Met			FFY 2010	FFY 2011	
1	Timely Delivery of IFSP Services	100%	99.6%	No	Correction of noncompliance must occur.		99.6%	99.5%	
2	Infants and Toddlers with IFSPs who receive services in natural environments	92.0%	97.8%	Yes	Data meet the State's target. No required action.		99.7%	99.3%	
3A	Birth to 3 Outcomes: Use of social – emotional skills	81.1%	50.89%	No	No required action. State target based on different methodology.		53.2%	59.9%	
		74.3%	57.54%	No			48.6%	64.9%	
3B	Birth to 3 Outcomes: Use of knowledge and skills	86.3%	52.91%	No	No required action. State target based on different methodology.		60.0%	59.4%	
		70.4%	53.17%	No			47.9%	63.7%	
3C	Birth to 3 Outcomes: Use of appropriate behaviors	87.5%	60.09%	No	No required action. State target based on different methodology.		55.8%	61.2%	
		75.9%	48.00%	No			60.3%	59.3%	
4A	Families who report EIS helped them know their rights	81.0%	96.0%	Yes	Data meet the State's target. No required action.		93.1%	95.8%	
4B	Families who report EIS helped them communicate their child's needs	79.0%	94.6%	Yes	Data meet the State's target. No required action.		90.8%	95.4%	
4C	Families who report EIS helped them help their children develop and learn	89.0%	96.8%	Yes	Data meet the State's target. No required action.		92.7%	97.3%	
5	Children birth to one served as a percentage of the population birth to one	1.50%	0.90%	No	Data do not meet the State target. Continue Improvement Activities.		1.36%	1.48%	
6	Children birth to three served as a percentage of the population birth to 3	3.00%	3.04%	Yes	Data meet the State's target. No required action.		2.85%	2.91%	
7	Percentage of toddlers for whom the evaluation and the initial IFSP was within	100%	99.7%	No	Correction of noncompliance must occur.		99.7%	99.4%	

Part C Annual SPP Performance Report							
SPP/APR Indicators		FFY 2012			Action Required	Previous Results	
Results Indicator	Compliance Indicator	State Target	Local Results	Target Met		FFY 2010	FFY 2011
	45 days from the date of referral						
8A	Percentage of toddlers exiting Part C for whom an IFSP was developed at least 90 days, and not more than nine months, prior to the toddler's third birthday	100%	100%	Yes	Compliant. No required action.	100%	100%
8B	Percentage of toddlers for whom the LEA was notified of potential Part B eligibility at least 90 days prior to the third birthday	100%	100%	Yes	Compliant. No required action.	100%	100%
8C	Percentage of children for whom the transition conference was held 90 days, and not more than nine months, prior to the toddler's third birthday	100%	100%	Yes	Compliant. No required action.	100%	100%
9	Timely correction of noncompliance	100%	100%	Yes	Compliant. No required action.	100%	100%
14	Submission of timely and accurate data	100%	91.7%	No	Submit all data, including programmatic and fiscal reports, in a timely and accurate manner.	100%	91.7%



Lillian M. Lowery, Ed.D.
State Superintendent of Schools

200 West Baltimore Street • Baltimore, MD 21201 • 410-767-0100 • 410-333-6442 TTY/TDD

March 20, 2014

Dr. Karen M. Couch
Superintendent
Kent County Public Schools
5608 Boundary Avenue
Rock Hall, MD 21661

Dear Dr. Couch:

The Maryland State Department of Education (MSDE), Division of Special Education/Early Intervention Services (DSE/EIS) is required to make determinations annually on the performance of each local Infants and Toddlers Program using one of the following four determination categories: "Meets Requirements," "Needs Assistance," "Needs Intervention," or "Needs Substantial Intervention" [34 CFR §§303.700 and 300.703]. The MSDE, DSE/EIS uses a results-based rubric for specific indicators to evaluate each local Infants and Toddler's Program performance in meeting the State's targets for Federal fiscal Year (FFY) 2012 (2012-2013 fiscal year). Attached please find the *FFY 2012 Determination Overview* that identifies the Part C Indicators used to assign a local determination and the *FFY 2012 Local Determination Scoring Criteria*. The attached *FFY 2012 Annual Data Table on SPP/APR Part C Indicators* provides a three-year data analysis and required actions for the Kent County Infants and Toddlers Program. Based on the FFY 2012 data, as well as information obtained through monitoring and complaint investigations, the Kent County Infants and Toddlers Program has achieved the determination status of "**Meets Requirements.**"

The criteria for the current assignment of the determination status have been in effect for the last two (2) years and have placed a greater emphasis upon indicators of compliance. We know what is measured is what gets done and, as a result, twenty-one of Maryland's twenty-four local Infants and Toddlers Programs met substantial compliance for each of the six (6) Compliance Indicators (1, 7, 8a, 8b, 8c, and 9) in FFY 2012. Moving forward, there will be a shift to a more balanced accountability approach. Critical to the focus and accountability shift is the collaborative work of early intervention leaders to focus on child outcomes and narrow the school readiness gap. Beginning with the FFY 2013 (2013-2014) Part C local determinations, the DSE/EIS will implement a graduated six-year results driven accountability plan in order to concentrate efforts on:

- Improving child outcomes;
- Providing access to and participation in community settings with nondisabled peers; and
- Increasing family partnerships.

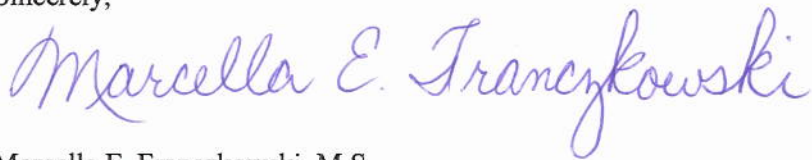
As a result of the accountability shift to an increased emphasis on results, a local Infants and Toddlers Program's determination status may be impacted in the future. Decisions regarding State targets and local determination criteria will be made in the coming months through broad stakeholder input, including local Directors of Special Education, local Infants and Toddlers Program Directors, local Preschool Coordinators, and the State Interagency Coordinating Council (SICC).

Dr. Karen M. Couch
March 20, 2014
Page Two

Local Infants and Toddlers Programs are strongly encouraged to work closely with their Local Interagency Coordinating Council (LICC) to perform an analysis of local data and infrastructure. The analysis should guide the development of strategies for data-informed decision-making, increased parent partnerships, strategic collaboration, and the use of evidence-based practices to improve the results for infants, toddlers, and young children with disabilities and their families. As we implement this shift in focus to results-driven accountability, the MSDE, DSE/EIS will provide State and local professional learning opportunities.

Thank you for your hard work and commitment to excellence, equity, and efficiency. The MSDE is committed to supporting the efforts of the Kent County Infants and Toddlers Program to improve results for infants, toddlers, and preschool age children with disabilities and their families. If you have any questions or wish to request technical assistance, please do not hesitate to call me at 410-767-0238.

Sincerely,



Marcella E. Franczkowski, M.S.
Assistant State Superintendent
Division of Special Education/
Early Intervention Services

MF/DRR/BMM/cc
Attachments

c: Lillian M. Lowery
Jack R. Smith
Wendy Keen
Dr. Laura Cochran
Branch Chiefs

FFY 2012

Kent County Infants and Toddlers Program Annual Data on Part C State Performance Plan (SPP) Priority Indicators for the Period July 1, 2012 – June 30, 2013

Part C Annual SPP Performance Report									
SPP/APR Indicators		FFY 2012			Action Required		Previous Results		
Results Indicator	Compliance Indicator	State Target	Local Results	Target Met			FFY 2010	FFY 2011	
1	Timely Delivery of IFSP Services	100%	100%	Yes	Compliant. No required action.		100%	100%	
2	Infants and Toddlers with IFSPs who receive services in natural environments	92.0%	100%	Yes	Data meet the State's target. No required action.		100%	100%	
3A	Birth to 3 Outcomes: Use of social – emotional skills	81.1%	100%	Yes	No required action. State target based on different methodology.		100%	100%	
		74.3%	100%	Yes			75.0%	75.0%	
3B	Birth to 3 Outcomes: Use of knowledge and skills	86.3%	NA	NA	No required action. State target based on different methodology.		100%	100%	
		70.4%	100%	Yes			75.0%	75.0%	
3C	Birth to 3 Outcomes: Use of appropriate behaviors	87.5%	100%	Yes	No required action. State target based on different methodology.		100%	100%	
		75.9%	100%	Yes			75.0%	100%	
4A	Families who report EIS helped them know their rights	81.0%	NA	NA	Less than 10 reported. Data suppressed.		100%	100%	
4B	Families who report EIS helped them communicate their child's needs	79.0%	NA	NA	Less than 10 reported. Data suppressed.		^	100%	
4C	Families who report EIS helped them help their children develop and learn	89.0%	NA	NA	Less than 10 reported. Data suppressed.		^	100%	
5	Children birth to one served as a percentage of the population birth to one	1.50%	0.00%	No	Data do not meet the State target. Continue Improvement Activities.		0.00%	1.04%	
6	Children birth to three served as a percentage of the population birth to 3	3.00%	0.70%	No	Data do not meet the State target. Continue Improvement Activities.		1.02%	1.53%	
7	Percentage of toddlers for whom the evaluation and the initial IFSP was within 45 days from the date of referral	100%	100%	Yes	Compliant. No required action.		100%	100%	

^ No data submitted

Part C Annual SPP Performance Report							
SPP/APR Indicators		FFY 2012			Action Required	Previous Results	
Results Indicator	Compliance Indicator	State Target	Local Results	Target Met		FFY 2010	FFY 2011
8A	Percentage of toddlers exiting Part C for whom an IFSP was developed at least 90 days, and not more than nine months, prior to the toddler's third birthday	100%	100%	Yes	Compliant. No required action.	50.0%	100%
8B	Percentage of toddlers for whom the LEA was notified of potential Part B eligibility at least 90 days prior to the third birthday	100%	100%	Yes	Compliant. No required action.	100%	100%
8C	Percentage of children for whom the transition conference was held 90 days, and not more than nine months, prior to the toddler's third birthday	100%	100%	Yes	Compliant. No required action.	100%	100%
9	Timely correction of noncompliance	100%	100%	Yes	Compliant. No required action.	100%	100%
14	Submission of timely and accurate data	100%	83.3%	No	Submit all data, including programmatic and fiscal reports, in a timely and accurate manner.	83.3%	83.3%



Lillian M. Lowery, Ed.D.
State Superintendent of Schools

200 West Baltimore Street • Baltimore, MD 21201 • 410-767-0100 • 410-333-6442 TTY/TDD

March 20, 2014

Dr. Ulder J. Tillman
Health Officer
Montgomery County
401 Hungerford Drive, 5th Floor
Rockville, MD 20850

Dear Dr. Tillman:

The Maryland State Department of Education (MSDE), Division of Special Education/Early Intervention Services (DSE/EIS) is required to make determinations annually on the performance of each local Infants and Toddlers Program using one of the following four determination categories: "Meets Requirements," "Needs Assistance," "Needs Intervention," or "Needs Substantial Intervention" [34 CFR §§303.700 and 300.703]. The MSDE, DSE/EIS uses a results-based rubric for specific indicators to evaluate each local Infants and Toddler's Program performance in meeting the State's targets for Federal fiscal Year (FFY) 2012 (2012-2013 fiscal year). Attached please find the *FFY 2012 Determination Overview* that identifies the Part C Indicators used to assign a local determination and the *FFY 2012 Local Determination Scoring Criteria*. The attached *FFY 2012 Annual Data Table on SPP/APR Part C Indicators* provides a three-year data analysis and required actions for the Montgomery County Infants and Toddlers Program. Based on the FFY 2012 data, as well as information obtained through monitoring and complaint investigations, the Montgomery County Infants and Toddlers Program has achieved the determination status of "**Meets Requirements.**"

The criteria for the current assignment of the determination status have been in effect for the last two (2) years and have placed a greater emphasis upon indicators of compliance. We know what is measured is what gets done and, as a result, twenty-one of Maryland's twenty-four local Infants and Toddlers Programs met substantial compliance for each of the six (6) Compliance Indicators (1, 7, 8a, 8b, 8c, and 9) in FFY 2012. Moving forward, there will be a shift to a more balanced accountability approach. Critical to the focus and accountability shift is the collaborative work of early intervention leaders to focus on child outcomes and narrow the school readiness gap. Beginning with the FFY 2013 (2013-2014) Part C local determinations, the DSE/EIS will implement a graduated six-year results driven accountability plan in order to concentrate efforts on:

- Improving child outcomes;
- Providing access to and participation in community settings with nondisabled peers; and
- Increasing family partnerships.


As a result of the accountability shift to an increased emphasis on results, a local Infants and Toddlers Program's determination status may be impacted in the future. Decisions regarding State targets and local determination criteria will be made in the coming months through broad stakeholder input, including local Directors of Special Education, local Infants and Toddlers Program Directors, local Preschool Coordinators, and the State Interagency Coordinating Council (SICC).

Dr. Ulder J. Tillman
March 20, 2014
Page Two

Local Infants and Toddlers Programs are strongly encouraged to work closely with their Local Interagency Coordinating Council (LICC) to perform an analysis of local data and infrastructure. The analysis should guide the development of strategies for data-informed decision-making, increased parent partnerships, strategic collaboration, and the use of evidence-based practices to improve the results for infants, toddlers, and young children with disabilities and their families. As we implement this shift in focus to results-driven accountability, the MSDE, DSE/EIS will provide State and local professional learning opportunities.

Thank you for your hard work and commitment to excellence, equity, and efficiency. The MSDE is committed to supporting the efforts of the Montgomery County Infants and Toddlers Program to improve results for infants, toddlers, and preschool age children with disabilities and their families. If you have any questions or wish to request technical assistance, please do not hesitate to call me at 410-767-0238.

Sincerely,



Marcella E. Franczkowski, M.S.
Assistant State Superintendent
Division of Special Education/
Early Intervention Services

MF/DRR/BMM/cc
Attachments

c: Lillian M. Lowery
Jack R. Smith
Natasha Fields
Branch Chiefs

FFY 2012
Montgomery County Infants and Toddlers Program
Annual Data on Part C State Performance Plan (SPP) Priority Indicators
for the Period July 1, 2012 – June 30, 2013

Part C Annual SPP Performance Report								
SPP/APR Indicators			FFY 2012			Action Required	Previous Results	
Results Indicator	Compliance Indicator		State Target	Local Results	Target Met		FFY 2010	FFY 2011
1	Timely Delivery of IFSP Services		100%	98.7%	No	Correction of noncompliance must occur.	99.1%	99.5%
2	Infants and Toddlers with IFSPs who receive services in natural environments		92.0%	95.7%	Yes	Data meet the State's target. No required action.	95.3%	95.4%
3A	Birth to 3 Outcomes: Use of social – emotional skills	1. Exits with substantial growth	81.1%	61.40%	No	No required action. State target based on different methodology.	74.4%	60.7%
		2. Exits within age expectations	74.3%	69.58%	No		77.6%	70.7%
3B	Birth to 3 Outcomes: Use of knowledge and skills	1. Exits with substantial growth	86.3%	75.60%	No	No required action. State target based on different methodology.	83.9%	74.2%
		2. Exits within age expectations	70.4%	65.41%	No		72.7%	66.1%
3C	Birth to 3 Outcomes: Use of appropriate behaviors	1. Exits with substantial growth	87.5%	74.50%	No	No required action. State target based on different methodology.	84.8%	72.9%
		2. Exits within age expectations	75.9%	64.99%	No		82.5%	71.2%
4A	Families who report EIS helped them know their rights		81.0%	94.6%	Yes	Data meet the State's target. No required action.	94.7%	96.0%
4B	Families who report EIS helped them communicate their child's needs		79.0%	94.7%	Yes	Data meet the State's target. No required action.	94.5%	95.8%
4C	Families who report EIS helped them help their children develop and learn		89.0%	95.3%	Yes	Data meet the State's target. No required action.	94.8%	95.8%
5	Children birth to one served as a percentage of the population birth to one		1.50%	1.83%	Yes	Data meet the State's target. No required action.	1.96%	1.60%
6	Children birth to three served as a percentage of the population birth to 3		3.00%	4.10%	Yes	Data meet the State's target. No required action.	4.66%	4.19%
7	Percentage of toddlers for whom the evaluation and the initial IFSP was within		100%	99.9%	No	Correction of noncompliance must occur.	99.8%	99.6%

Part C Annual SPP Performance Report							
SPP/APR Indicators		FFY 2012			Action Required	Previous Results	
Results Indicator	Compliance Indicator	State Target	Local Results	Target Met		FFY 2010	FFY 2011
	45 days from the date of referral						
8A	Percentage of toddlers exiting Part C for whom an IFSP was developed at least 90 days, and not more than nine months, prior to the toddler's third birthday	100%	100%	Yes	Compliant. No required action.	100%	100%
8B	Percentage of toddlers for whom the LEA was notified of potential Part B eligibility at least 90 days prior to the third birthday	100%	100%	Yes	Compliant. No required action.	100%	100%
8C	Percentage of children for whom the transition conference was held 90 days, and not more than nine months, prior to the toddler's third birthday	100%	100%	Yes	Compliant. No required action.	99.2%	100%
9	Timely correction of noncompliance	100%	100%	Yes	Compliant. No required action.	100%	100%
14	Submission of timely and accurate data	100%	100%	Yes	Compliant. No required action.	91.7%	100%



Lillian M. Lowery, Ed.D.
State Superintendent of Schools

200 West Baltimore Street • Baltimore, MD 21201 • 410-767-0100 • 410-333-6442 TTY/TDD

March 20, 2014

Mrs. Pamela Brown-Creekmur, RN
Health Officer
Prince George's County
1701 McCormick Drive, Suite 200
Largo, MD 20774

Dear Mrs. Brown-Creekmur:

The Maryland State Department of Education (MSDE), Division of Special Education/Early Intervention Services (DSE/EIS) is required to make determinations annually on the performance of each local Infants and Toddlers Program using one of the following four determination categories: "Meets Requirements," "Needs Assistance," "Needs Intervention," or "Needs Substantial Intervention" [34 CFR §§303.700 and 300.703]. The MSDE, DSE/EIS uses a results-based rubric for specific indicators to evaluate each local Infants and Toddler's Program performance in meeting the State's targets for Federal fiscal Year (FFY) 2012 (2012-2013 fiscal year). Attached please find the *FFY 2012 Determination Overview* that identifies the Part C Indicators used to assign a local determination and the *FFY 2012 Local Determination Scoring Criteria*. The attached *FFY 2012 Annual Data Table on SPP/APR Part C Indicators* provides a three-year data analysis and required actions for the Prince George's County Infants and Toddlers Program. Based on the FFY 2012 data, as well as information obtained through monitoring and complaint investigations, the Prince George's County Infants and Toddlers Program has achieved the determination status of "**Needs Assistance, Year One.**"

The criteria for the current assignment of the determination status have been in effect for the last two (2) years and have placed a greater emphasis upon indicators of compliance. We know what is measured is what gets done and, as a result, twenty-one of Maryland's twenty-four local Infants and Toddlers Programs met substantial compliance for each of the six (6) Compliance Indicators (1, 7, 8a, 8b, 8c, and 9) in FFY 2012. Moving forward, there will be a shift to a more balanced accountability approach. Critical to the focus and accountability shift is the collaborative work of early intervention leaders to focus on child outcomes and narrow the school readiness gap. Beginning with the FFY 2013 (2013-2014) Part C local determinations, the DSE/EIS will implement a graduated six-year results driven accountability plan in order to concentrate efforts on:

- Improving child outcomes;
- Providing access to and participation in community settings with nondisabled peers; and
- Increasing family partnerships.

As a result of the accountability shift to an increased emphasis on results, a local Infants and Toddlers Program's determination status may be impacted in the future. Decisions regarding State targets and local determination criteria will be made in the coming months through broad stakeholder input, including local Directors of Special Education, local Infants and Toddlers Program Directors, local Preschool Coordinators, and the State Interagency Coordinating Council (SICC).

Mrs. Pamela Brown-Creekmur, RN
March 20, 2014
Page Two

Local Infants and Toddlers Programs are strongly encouraged to work closely with their Local Interagency Coordinating Council (LICC) to perform an analysis of local data and infrastructure. The analysis should guide the development of strategies for data-informed decision-making, increased parent partnerships, strategic collaboration, and the use of evidence-based practices to improve the results for infants, toddlers, and young children with disabilities and their families. As we implement this shift in focus to results-driven accountability, the MSDE, DSE/EIS will provide State and local professional learning opportunities.

Thank you for your hard work and commitment to excellence, equity, and efficiency. The MSDE is committed to supporting the efforts of the Prince George's County Infants and Toddlers Program to improve results for infants, toddlers, and preschool age children with disabilities and their families. If you have any questions or wish to request technical assistance, please do not hesitate to call me at 410-767-0238.

Sincerely,



Marcella E. Franczkowski, M.S.
Assistant State Superintendent
Division of Special Education/
Early Intervention Services

MF/DRR/BMM/cc
Attachments


c: Lillian M. Lowery
Jack R. Smith
Sharon Leyden
Branch Chiefs

FFY 2012

Prince George's County Infants and Toddlers Program Annual Data on Part C State Performance Plan (SPP) Priority Indicators for the Period July 1, 2012 – June 30, 2013

Part C Annual SPP Performance Report								
SPP/APR Indicators		FFY 2012		Action Required	Previous Results			
Results Indicator	Compliance Indicator	State Target	Local Results		FFY 2010	FFY 2011		
1	Timely Delivery of IFSP Services	100%	91.7%	No	Correction of noncompliance must occur.	98.6%	96.9%	
2	Infants and Toddlers with IFSPs who receive services in natural environments	92.0%	98.9%	Yes	Data meet the State's target. No required action.	99.5%	95.7%	
3A	Birth to 3 Outcomes: Use of social – emotional skills	1. Exits with substantial growth	81.1%	70.43%	No	No required action. State target based on different methodology.	76.1%	68.0%
		2. Exits within age expectations	74.3%	61.66%	No		65.4%	58.0%
3B	Birth to 3 Outcomes: Use of knowledge and skills	1. Exits with substantial growth	86.3%	73.19%	No	No required action. State target based on different methodology.	75.9%	71.2%
		2. Exits within age expectations	70.4%	54.47%	No		55.2%	46.6%
3C	Birth to 3 Outcomes: Use of appropriate behaviors	1. Exits with substantial growth	87.5%	78.35%	No	No required action. State target based on different methodology.	82.9%	72.9%
		2. Exits within age expectations	75.9%	56.07%	No		64.4%	54.8%
4A	Families who report EIS helped them know their rights	81.0%	96.6%	Yes	Data meet the State's target. No required action.	93.0%	95.9%	
4B	Families who report EIS helped them communicate their child's needs	79.0%	96.2%	Yes	Data meet the State's target. No required action.	92.5%	95.9%	
4C	Families who report EIS helped them help their children develop and learn	89.0%	96.1%	Yes	Data meet the State's target. No required action.	93.0%	96.9%	
5	Children birth to one served as a percentage of the population birth to one	1.50%	1.23%	No	Data do not meet the State target. Continue Improvement Activities.	1.17%	1.15%	
6	Children birth to three served as a percentage of the population birth to 3	3.00%	2.79%	No	Data do not meet the State target. Continue Improvement Activities.	2.57%	2.41%	
7	Percentage of toddlers for whom the evaluation and the initial IFSP was within	100%	100%	Yes	Compliant. No required action.	99.3%	99.8%	

Part C Annual SPP Performance Report							
SPP/APR Indicators		FFY 2012			Action Required	Previous Results	
Results Indicator	Compliance Indicator	State Target	Local Results	Target Met		FFY 2010	FFY 2011
	45 days from the date of referral						
8A	Percentage of toddlers exiting Part C for whom an IFSP was developed at least 90 days, and not more than nine months, prior to the toddler's third birthday	100%	100%	Yes	Compliant. No required action.	100%	100%
8B	Percentage of toddlers for whom the LEA was notified of potential Part B eligibility at least 90 days prior to the third birthday	100%	100%	Yes	Compliant. No required action.	100%	100%
8C	Percentage of children for whom the transition conference was held 90 days, and not more than nine months, prior to the toddler's third birthday	100%	91.9%	No	Correction of noncompliance must occur.	99.1%	98.7%
9	Timely correction of noncompliance	100%	100%	Yes	Compliant. No required action.	100%	100%
14	Submission of timely and accurate data	100%	91.7%	No	Submit all data, including programmatic and fiscal reports, in a timely and accurate manner.	75.0%	75.0%



Lillian M. Lowery, Ed.D.
State Superintendent of Schools

200 West Baltimore Street • Baltimore, MD 21201 • 410-767-0100 • 410-333-6442 TTY/TDD

March 20, 2014

Dr. Carol A. Williamson
Superintendent
Queen Anne's County Board of Education
202 Chesterfield Avenue
Centreville, MD 21617

Dear Dr. Williamson:

The Maryland State Department of Education (MSDE), Division of Special Education/Early Intervention Services (DSE/EIS) is required to make determinations annually on the performance of each local Infants and Toddlers Program using one of the following four determination categories: "Meets Requirements," "Needs Assistance," "Needs Intervention," or "Needs Substantial Intervention" [34 CFR §§303.700 and 300.703]. The MSDE, DSE/EIS uses a results-based rubric for specific indicators to evaluate each local Infants and Toddler's Program performance in meeting the State's targets for Federal fiscal Year (FFY) 2012 (2012-2013 fiscal year). Attached please find the *FFY 2012 Determination Overview* that identifies the Part C Indicators used to assign a local determination and the *FFY 2012 Local Determination Scoring Criteria*. The attached *FFY 2012 Annual Data Table on SPP/APR Part C Indicators* provides a three-year data analysis and required actions for the Queen Anne's County Infants and Toddlers Program. Based on the FFY 2012 data, as well as information obtained through monitoring and complaint investigations, the Queen Anne's County Infants and Toddlers Program has achieved the determination status of "**Meets Requirements.**"

The criteria for the current assignment of the determination status have been in effect for the last two (2) years and have placed a greater emphasis upon indicators of compliance. We know what is measured is what gets done and, as a result, twenty-one of Maryland's twenty-four local Infants and Toddlers Programs met substantial compliance for each of the six (6) Compliance Indicators (1, 7, 8a, 8b, 8c, and 9) in FFY 2012. Moving forward, there will be a shift to a more balanced accountability approach. Critical to the focus and accountability shift is the collaborative work of early intervention leaders to focus on child outcomes and narrow the school readiness gap. Beginning with the FFY 2013 (2013-2014) Part C local determinations, the DSE/EIS will implement a graduated six-year results driven accountability plan in order to concentrate efforts on:

- Improving child outcomes;
- Providing access to and participation in community settings with nondisabled peers; and
- Increasing family partnerships.

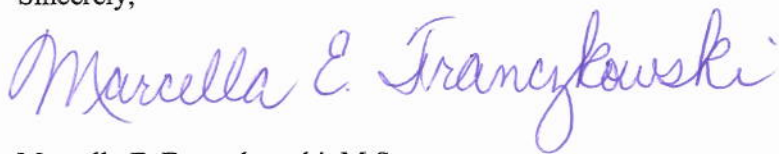
As a result of the accountability shift to an increased emphasis on results, a local Infants and Toddlers Program's determination status may be impacted in the future. Decisions regarding State targets and local determination criteria will be made in the coming months through broad stakeholder input, including local Directors of Special Education, local Infants and Toddlers Program Directors, local Preschool Coordinators, and the State Interagency Coordinating Council (SICC).

Dr. Carol A. Williamson
March 20, 2014
Page Two

Local Infants and Toddlers Programs are strongly encouraged to work closely with their Local Interagency Coordinating Council (LICC) to perform an analysis of local data and infrastructure. The analysis should guide the development of strategies for data-informed decision-making, increased parent partnerships, strategic collaboration, and the use of evidence-based practices to improve the results for infants, toddlers, and young children with disabilities and their families. As we implement this shift in focus to results-driven accountability, the MSDE, DSE/EIS will provide State and local professional learning opportunities.

Thank you for your hard work and commitment to excellence, equity, and efficiency. The MSDE is committed to supporting the efforts of the Queen Anne's County Infants and Toddlers Program to improve results for infants, toddlers, and preschool age children with disabilities and their families. If you have any questions or wish to request technical assistance, please do not hesitate to call me at 410-767-0238.

Sincerely,



Marcella E. Franczkowski, M.S.
Assistant State Superintendent
Division of Special Education/
Early Intervention Services


MF/DRR/BMM/cc
Attachments

c: Lillian M. Lowery
Jack R. Smith
Diane McGowan
Branch Chiefs

FFY 2012
Queen Anne's County Infants and Toddlers Program
Annual Data on Part C State Performance Plan (SPP) Priority Indicators
for the Period July 1, 2012 – June 30, 2013

Part C Annual SPP Performance Report								
SPP/APR Indicators		FFY 2012			Action Required		Previous Results	
Results Indicator	Compliance Indicator	State Target	Local Results	Target Met			FFY 2010	FFY 2011
1	Timely Delivery of IFSP Services	100%	100%	Yes	Compliant. No required action.		100%	100%
2	Infants and Toddlers with IFSPs who receive services in natural environments	92.0%	98.1%	Yes	Data meet the State's target. No required action.		100%	100%
3A	Birth to 3 Outcomes: Use of social – emotional skills	1. Exits with substantial growth	81.1%	61.11%	No	No required action. State target based on different methodology.	74.1%	50.0%
		2. Exits within age expectations	74.3%	78.57%	Yes		87.5%	63.6%
3B	Birth to 3 Outcomes: Use of knowledge and skills	1. Exits with substantial growth	86.3%	52.63%	No	No required action. State target based on different methodology.	80.0%	33.3%
		2. Exits within age expectations	70.4%	71.43%	Yes		79.2%	48.5%
3C	Birth to 3 Outcomes: Use of appropriate behaviors	1. Exits with substantial growth	87.5%	61.29%	No	No required action. State target based on different methodology.	87.5%	56.5%
		2. Exits within age expectations	75.9%	61.90%	No		79.2%	63.6%
4A	Families who report EIS helped them know their rights	81.0%	100%	Yes	Data meet the State's target. No required action.		100%	100%
4B	Families who report EIS helped them communicate their child's needs	79.0%	94.9%	Yes	Data meet the State's target. No required action.		97.6%	97.6%
4C	Families who report EIS helped them help their children develop and learn	89.0%	94.4%	Yes	Data meet the State's target. No required action.		100%	100%
5	Children birth to one served as a percentage of the population birth to one	1.50%	1.53%	Yes	Data meet the State's target. No required action.		1.53%	1.73%
6	Children birth to three served as a percentage of the population birth to 3	3.00%	3.49%	Yes	Data meet the State's target. No required action.		3.87%	4.21%
7	Percentage of toddlers for whom the evaluation and the initial IFSP was within 45 days from the date of referral	100%	100%	Yes	Compliant. No required action.		100%	100%

Part C Annual SPP Performance Report							
SPP/APR Indicators		FFY 2012			Action Required	Previous Results	
<div><div></div> Results Indicator</div> <div><div></div> Compliance Indicator</div>	State Target	Local Results	Target Met	FFY 2010		FFY 2011	
8A	Percentage of toddlers exiting Part C for whom an IFSP was developed at least 90 days, and not more than nine months, prior to the toddler's third birthday	100%	100%	Yes	Compliant. No required action.	100%	100%
8B	Percentage of toddlers for whom the LEA was notified of potential Part B eligibility at least 90 days prior to the third birthday	100%	100%	Yes	Compliant. No required action.	100%	100%
8C	Percentage of children for whom the transition conference was held 90 days, and not more than nine months, prior to the toddler's third birthday	100%	100%	Yes	Compliant. No required action.	100%	100%
9	Timely correction of noncompliance	100%	100%	Yes	Compliant. No required action.	100%	100%
14	Submission of timely and accurate data	100%	91.7%	No	Submit all data, including programmatic and fiscal reports, in a timely and accurate manner.	91.7%	91.7%



Lillian M. Lowery, Ed.D.
State Superintendent of Schools

200 West Baltimore Street • Baltimore, MD 21201 • 410-767-0100 • 410-333-6442 TTY/TDD

March 20, 2014

Dr. John B. Gaddis
Interim Superintendent
Somerset County Public Schools
7982-A Tawes Campus Drive
Westover, Maryland 21871

Dear Dr. Gaddis:

The Maryland State Department of Education (MSDE), Division of Special Education/Early Intervention Services (DSE/EIS) is required to make determinations annually on the performance of each local Infants and Toddlers Program using one of the following four determination categories: "Meets Requirements," "Needs Assistance," "Needs Intervention," or "Needs Substantial Intervention" [34 CFR §§303.700 and 300.703]. The MSDE, DSE/EIS uses a results-based rubric for specific indicators to evaluate each local Infants and Toddler's Program performance in meeting the State's targets for Federal fiscal Year (FFY) 2012 (2012-2013 fiscal year). Attached please find the *FFY 2012 Determination Overview* that identifies the Part C Indicators used to assign a local determination and the *FFY 2012 Local Determination Scoring Criteria*. The attached *FFY 2012 Annual Data Table on SPP/APR Part C Indicators* provides a three-year data analysis and required actions for the Somerset County Infants and Toddlers Program. Based on the FFY 2012 data, as well as information obtained through monitoring and complaint investigations, the Somerset County Infants and Toddlers Program has achieved the determination status of "**Meets Requirements.**"

The criteria for the current assignment of the determination status have been in effect for the last two (2) years and have placed a greater emphasis upon indicators of compliance. We know what is measured is what gets done and, as a result, twenty-one of Maryland's twenty-four local Infants and Toddlers Programs met substantial compliance for each of the six (6) Compliance Indicators (1, 7, 8a, 8b, 8c, and 9) in FFY 2012. Moving forward, there will be a shift to a more balanced accountability approach. Critical to the focus and accountability shift is the collaborative work of early intervention leaders to focus on child outcomes and narrow the school readiness gap. Beginning with the FFY 2013 (2013-2014) Part C local determinations, the DSE/EIS will implement a graduated six-year results driven accountability plan in order to concentrate efforts on:

- Improving child outcomes;
- Providing access to and participation in community settings with nondisabled peers; and
- Increasing family partnerships.

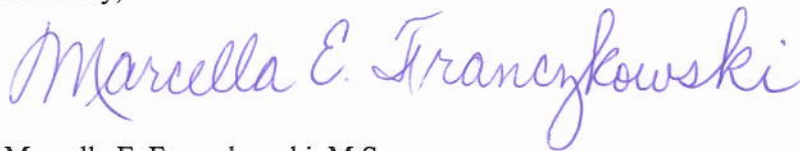
As a result of the accountability shift to an increased emphasis on results, a local Infants and Toddlers Program's determination status may be impacted in the future. Decisions regarding State targets and local determination criteria will be made in the coming months through broad stakeholder input, including local Directors of Special Education, local Infants and Toddlers Program Directors, local Preschool Coordinators, and the State Interagency Coordinating Council (SICC).

Dr. John B. Gaddis
March 20, 2014
Page Two

Local Infants and Toddlers Programs are strongly encouraged to work closely with their Local Interagency Coordinating Council (LICC) to perform an analysis of local data and infrastructure. The analysis should guide the development of strategies for data-informed decision-making, increased parent partnerships, strategic collaboration, and the use of evidence-based practices to improve the results for infants, toddlers, and young children with disabilities and their families. As we implement this shift in focus to results-driven accountability, the MSDE, DSE/EIS will provide State and local professional learning opportunities.

Thank you for your hard work and commitment to excellence, equity, and efficiency. The MSDE is committed to supporting the efforts of the Somerset County Infants and Toddlers Program to improve results for infants, toddlers, and preschool age children with disabilities and their families. If you have any questions or wish to request technical assistance, please do not hesitate to call me at 410-767-0238.

Sincerely,



Marcella E. Franczkowski, M.S.
Assistant State Superintendent
Division of Special Education/
Early Intervention Services

MF/DRR/BMM/cc
Attachments


c: Lillian M. Lowery
Jack R. Smith
Lynette Johnson
Branch Chiefs

FFY 2012
Somerset County Infants and Toddlers Program
Annual Data on Part C State Performance Plan (SPP) Priority Indicators
for the Period July 1, 2012 – June 30, 2013

Part C Annual SPP Performance Report								
SPP/APR Indicators		FFY 2012			Action Required	Previous Results		
Results Indicator	Compliance Indicator	State Target	Local Results	Target Met		FFY 2010	FFY 2011	
1	Timely Delivery of IFSP Services	100%	100%	Yes	Compliant. No required action.	100%	87.5%	
2	Infants and Toddlers with IFSPs who receive services in natural environments	92.0%	100%	Yes	Data meet the State's target. No required action.	94.7%	100%	
3A	Birth to 3 Outcomes: Use of social – emotional skills	1. Exits with substantial growth	81.1%	100%	No required action. State target based on different methodology.	33.3%	50.0%	
		2. Exits within age expectations	74.3%	100%		50.0%	80.0%	
3B	Birth to 3 Outcomes: Use of knowledge and skills	1. Exits with substantial growth	86.3%	100%	No required action. State target based on different methodology.	62.5%	33.3%	
		2. Exits within age expectations	70.4%	100%		45.5%	40.0%	
3C	Birth to 3 Outcomes: Use of appropriate behaviors	1. Exits with substantial growth	87.5%	100%	No required action. State target based on different methodology.	62.5%	50.0%	
		2. Exits within age expectations	75.9%	100%		63.6%	80.0%	
4A	Families who report EIS helped them know their rights	81.0%	NA	NA	Less than 10 reported. Data suppressed.	^	100%	
4B	Families who report EIS helped them communicate their child's needs	79.0%	NA	NA	Less than 10 reported. Data suppressed.	^	100%	
4C	Families who report EIS helped them help their children develop and learn	89.0%	NA	NA	Less than 10 reported. Data suppressed.	^	100%	
5	Children birth to one served as a percentage of the population birth to one	1.50%	0.86%	No	Data do not meet the State target. Continue Improvement Activities.	0.40%	0.00%	
6	Children birth to three served as a percentage of the population birth to 3	3.00%	1.52%	No	Data do not meet the State target. Continue Improvement Activities.	2.40%	0.90%	
7	Percentage of toddlers for whom the evaluation and the initial IFSP was within 45 days from the date of referral	100%	100%	Yes	Compliant. No required action.	66.7%	100%	

^ No data provided.

Part C Annual SPP Performance Report							
SPP/APR Indicators		FFY 2012			Action Required	Previous Results	
Results Indicator	Compliance Indicator	State Target	Local Results	Target Met		FFY 2010	FFY 2011
8A	Percentage of toddlers exiting Part C for whom an IFSP was developed at least 90 days, and not more than nine months, prior to the toddler's third birthday	100%	100%	Yes	Compliant. No required action.	100%	100%
8B	Percentage of toddlers for whom the LEA was notified of potential Part B eligibility at least 90 days prior to the third birthday	100%	100%	Yes	Compliant. No required action.	100%	100%
8C	Percentage of children for whom the transition conference was held 90 days, and not more than nine months, prior to the toddler's third birthday	100%	100%	Yes	Compliant. No required action.	81.8%	100%
9	Timely correction of noncompliance	100%	100%	Yes	Compliant. No required action.	100%	100%
14	Submission of timely and accurate data	100%	100%	Yes	Compliant. No required action.	75.0%	91.7%



Lillian M. Lowery, Ed.D.
State Superintendent of Schools

200 West Baltimore Street • Baltimore, MD 21201 • 410-767-0100 • 410-333-6442 TTY/TDD

March 20, 2014

Dr. Michael J. Martirano
Superintendent
St. Mary's County Public Schools
P. O. Box 641
Leonardtown, MD 20650

Dear Dr. Martirano:

The Maryland State Department of Education (MSDE), Division of Special Education/Early Intervention Services (DSE/EIS) is required to make determinations annually on the performance of each local Infants and Toddlers Program using one of the following four determination categories: "Meets Requirements," "Needs Assistance," "Needs Intervention," or "Needs Substantial Intervention" [34 CFR §§303.700 and 300.703]. The MSDE, DSE/EIS uses a results-based rubric for specific indicators to evaluate each local Infants and Toddler's Program performance in meeting the State's targets for Federal fiscal Year (FFY) 2012 (2012-2013 fiscal year). Attached please find the *FFY 2012 Determination Overview* that identifies the Part C Indicators used to assign a local determination and the *FFY 2012 Local Determination Scoring Criteria*. The attached *FFY 2012 Annual Data Table on SPP/APR Part C Indicators* provides a three-year data analysis and required actions for the St. Mary's County Infants and Toddlers Program. Based on the FFY 2012 data, as well as information obtained through monitoring and complaint investigations, the St. Mary's County Infants and Toddlers Program has achieved the determination status of **"Meets Requirements."**

The criteria for the current assignment of the determination status have been in effect for the last two (2) years and have placed a greater emphasis upon indicators of compliance. We know what is measured is what gets done and, as a result, twenty-one of Maryland's twenty-four local Infants and Toddlers Programs met substantial compliance for each of the six (6) Compliance Indicators (1, 7, 8a, 8b, 8c, and 9) in FFY 2012. Moving forward, there will be a shift to a more balanced accountability approach. Critical to the focus and accountability shift is the collaborative work of early intervention leaders to focus on child outcomes and narrow the school readiness gap. Beginning with the FFY 2013 (2013-2014) Part C local determinations, the DSE/EIS will implement a graduated six-year results driven accountability plan in order to concentrate efforts on:

- Improving child outcomes;
- Providing access to and participation in community settings with nondisabled peers; and
- Increasing family partnerships.

As a result of the accountability shift to an increased emphasis on results, a local Infants and Toddlers Program's determination status may be impacted in the future. Decisions regarding State targets and local determination criteria will be made in the coming months through broad stakeholder input, including local Directors of Special Education, local Infants and Toddlers Program Directors, local Preschool Coordinators, and the State Interagency Coordinating Council (SICC).

Dr. Michael J. Martirano
March 20, 2014
Page Two

Local Infants and Toddlers Programs are strongly encouraged to work closely with their Local Interagency Coordinating Council (LICC) to perform an analysis of local data and infrastructure. The analysis should guide the development of strategies for data-informed decision-making, increased parent partnerships, strategic collaboration, and the use of evidence-based practices to improve the results for infants, toddlers, and young children with disabilities and their families. As we implement this shift in focus to results-driven accountability, the MSDE, DSE/EIS will provide State and local professional learning opportunities.

Thank you for your hard work and commitment to excellence, equity, and efficiency. The MSDE is committed to supporting the efforts of the St. Mary's County Infants and Toddlers Program to improve results for infants, toddlers, and preschool age children with disabilities and their families. If you have any questions or wish to request technical assistance, please do not hesitate to call me at 410-767-0238.

Sincerely,



Marcella E. Franczkowski, M.S.
Assistant State Superintendent
Division of Special Education/
Early Intervention Services

MF/DRR/BMM/cc
Attachments


c: Lillian M. Lowery
Jack R. Smith
Debbie Crosby
Melissa Charbonnet
Branch Chiefs

FFY 2012

St. Mary's County Infants and Toddlers Program Annual Data on Part C State Performance Plan (SPP) Priority Indicators for the Period July 1, 2012 – June 30, 2013

SPP/APR Indicators				Part C Annual SPP Performance Report			Previous Results	
Results Indicator		Compliance Indicator		FFY 2012		Action Required	FFY 2010	FFY 2011
		State Target	Local Results	Target Met				
1	Timely Delivery of IFSP Services	100%	96.4%	No	Correction of noncompliance must occur.	98.6%	95.5%	
2	Infants and Toddlers with IFSPs who receive services in natural environments	92.0%	100%	Yes	Data meet the State's target. No required action.	95.0%	100%	
3A	Birth to 3 Outcomes: Use of social – emotional skills	1. Exits with substantial growth	81.1%	60.00%	No	No required action. State target based on different methodology.	83.9%	70.9%
		2. Exits within age expectations	74.3%	64.00%	No		75.9%	69.1%
3B	Birth to 3 Outcomes: Use of knowledge and skills	1. Exits with substantial growth	86.3%	73.21%	No	No required action. State target based on different methodology.	95.2%	76.3%
		2. Exits within age expectations	70.4%	64.00%	No		75.9%	59.8%
3C	Birth to 3 Outcomes: Use of appropriate behaviors	1. Exits with substantial growth	87.5%	68.75%	No	No required action. State target based on different methodology.	91.2%	73.2%
		2. Exits within age expectations	75.9%	60.00%	No		75.5%	63.9%
4A	Families who report EIS helped them know their rights	81.0%	94.9%	Yes	Data meet the State's target. No required action.	97.2%	93.7%	
4B	Families who report EIS helped them communicate their child's needs	79.0%	94.8%	Yes	Data meet the State's target. No required action.	95.8%	91.0%	
4C	Families who report EIS helped them help their children develop and learn	89.0%	94.9%	Yes	Data meet the State's target. No required action.	97.1%	93.3%	
5	Children birth to one served as a percentage of the population birth to one	1.50%	1.27%	No	Data do not meet the State target. Continue Improvement Activities.	0.69%	1.23%	
6	Children birth to three served as a percentage of the population birth to 3	3.00%	2.38%	No	Data do not meet the State target. Continue Improvement Activities.	2.69%	2.58%	
7	Percentage of toddlers for whom the evaluation and the initial IFSP was within	100%	100%	Yes	Compliant. No required action.	100%	100%	

Part C Annual SPP Performance Report							
SPP/APR Indicators		FFY 2012			Action Required	Previous Results	
Results Indicator	Compliance Indicator	State Target	Local Results	Target Met		FFY 2010	FFY 2011
	45 days from the date of referral						
8A	Percentage of toddlers exiting Part C for whom an IFSP was developed at least 90 days, and not more than nine months, prior to the toddler's third birthday	100%	100%	Yes	Compliant. No required action.	100%	100%
8B	Percentage of toddlers for whom the LEA was notified of potential Part B eligibility at least 90 days prior to the third birthday	100%	100%	Yes	Compliant. No required action.	100%	100%
8C	Percentage of children for whom the transition conference was held 90 days, and not more than nine months, prior to the toddler's third birthday	100%	100%	Yes	Compliant. No required action.	100%	100%
9	Timely correction of noncompliance	100%	100%	Yes	Compliant. No required action.	100%	100%
14	Submission of timely and accurate data	100%	83.33%	No	Submit all data, including programmatic and fiscal reports, in a timely and accurate manner.	91.7%	91.7%



Lillian M. Lowery, Ed.D.
State Superintendent of Schools

200 West Baltimore Street • Baltimore, MD 21201 • 410-767-0100 • 410-333-6442 TTY/TDD

March 20, 2014

Mrs. Kelly L. Griffith
Interim Superintendent
Talbot County Public Schools
P. O. Box 1029
Easton, MD 21601

Dear Mrs. Griffith:

The Maryland State Department of Education (MSDE), Division of Special Education/Early Intervention Services (DSE/EIS) is required to make determinations annually on the performance of each local Infants and Toddlers Program using one of the following four determination categories: "Meets Requirements," "Needs Assistance," "Needs Intervention," or "Needs Substantial Intervention" [34 CFR §§303.700 and 300.703]. The MSDE, DSE/EIS uses a results-based rubric for specific indicators to evaluate each local Infants and Toddler's Program performance in meeting the State's targets for Federal fiscal Year (FFY) 2012 (2012-2013 fiscal year). Attached please find the *FFY 2012 Determination Overview* that identifies the Part C Indicators used to assign a local determination and the *FFY 2012 Local Determination Scoring Criteria*. The attached *FFY 2012 Annual Data Table on SPP/APR Part C Indicators* provides a three-year data analysis and required actions for the Talbot County Infants and Toddlers Program. Based on the FFY 2012 data, as well as information obtained through monitoring and complaint investigations, the Talbot County Infants and Toddlers Program has achieved the determination status of "**Meets Requirements.**"

The criteria for the current assignment of the determination status have been in effect for the last two (2) years and have placed a greater emphasis upon indicators of compliance. We know what is measured is what gets done and, as a result, twenty-one of Maryland's twenty-four local Infants and Toddlers Programs met substantial compliance for each of the six (6) Compliance Indicators (1, 7, 8a, 8b, 8c, and 9) in FFY 2012. Moving forward, there will be a shift to a more balanced accountability approach. Critical to the focus and accountability shift is the collaborative work of early intervention leaders to focus on child outcomes and narrow the school readiness gap. Beginning with the FFY 2013 (2013-2014) Part C local determinations, the DSE/EIS will implement a graduated six-year results driven accountability plan in order to concentrate efforts on:

- Improving child outcomes;
- Providing access to and participation in community settings with nondisabled peers; and
- Increasing family partnerships.

As a result of the accountability shift to an increased emphasis on results, a local Infants and Toddlers Program's determination status may be impacted in the future. Decisions regarding State targets and local determination criteria will be made in the coming months through broad stakeholder input, including local Directors of Special Education, local Infants and Toddlers Program Directors, local Preschool Coordinators, and the State Interagency Coordinating Council (SICC).

Mrs. Kelly L. Griffith
March 20, 2014
Page Two

Local Infants and Toddlers Programs are strongly encouraged to work closely with their Local Interagency Coordinating Council (LICC) to perform an analysis of local data and infrastructure. The analysis should guide the development of strategies for data-informed decision-making, increased parent partnerships, strategic collaboration, and the use of evidence-based practices to improve the results for infants, toddlers, and young children with disabilities and their families. As we implement this shift in focus to results-driven accountability, the MSDE, DSE/EIS will provide State and local professional learning opportunities.

Thank you for your hard work and commitment to excellence, equity, and efficiency. The MSDE is committed to supporting the efforts of the Talbot County Infants and Toddlers Program to improve results for infants, toddlers, and preschool age children with disabilities and their families. If you have any questions or wish to request technical assistance, please do not hesitate to call me at 410-767-0238.

Sincerely,



Marcella E. Franczkowski, M.S.
Assistant State Superintendent
Division of Special Education/
Early Intervention Services


MF/DRR/BMM/cc
Attachments

c: Lillian M. Lowery
Jack R. Smith
Kristin Mentges
Michelle Steelman
Branch Chiefs

FFY 2012
Talbot County Infants and Toddlers Program
Annual Data on Part C State Performance Plan (SPP) Priority Indicators
for the Period July 1, 2012 – June 30, 2013

Part C Annual SPP Performance Report							
SPP/APR Indicators		FFY 2012			Action Required	Previous Results	
Results Indicator	Compliance Indicator	State Target	Local Results	Target Met		FFY 2010	FFY 2011
1	Timely Delivery of IFSP Services	100%	100%	Yes	Compliant. No required action.	100%	100%
2	Infants and Toddlers with IFSPs who receive services in natural environments	92.0%	100%	Yes	Data meet the State's target. No required action.	100%	100%
3A	Birth to 3 Outcomes: Use of social – emotional skills	1. Exits with substantial growth	81.1%	80.00%	No	No required action. State target based on different methodology.	100%
		2. Exits within age expectations	74.3%	68.75%	No		100%
3B	Birth to 3 Outcomes: Use of knowledge and skills	1. Exits with substantial growth	86.3%	71.43%	No	No required action. State target based on different methodology.	100%
		2. Exits within age expectations	70.4%	81.25%	Yes		100%
3C	Birth to 3 Outcomes: Use of appropriate behaviors	1. Exits with substantial growth	87.5%	91.67%	Yes	No required action. State target based on different methodology.	100%
		2. Exits within age expectations	75.9%	75.00%	No		100%
4A	Families who report EIS helped them know their rights	81.0%	NA	NA	Less than 10 reported. Data suppressed.	100%	100%
4B	Families who report EIS helped them communicate their child's needs	79.0%	NA	NA	Less than 10 reported. Data suppressed.	100%	100%
4C	Families who report EIS helped them help their children develop and learn	89.0%	NA	NA	Less than 10 reported. Data suppressed.	100%	100%
5	Children birth to one served as a percentage of the population birth to one	1.50%	1.75%	Yes	Data meet the State's target. No required action.	1.81%	1.65%
6	Children birth to three served as a percentage of the population birth to 3	3.00%	3.07%	Yes	Data meet the State's target. No required action.	2.66%	3.32%
7	Percentage of toddlers for whom the evaluation and the initial IFSP was within 45 days from the date of referral	100%	100%	Yes	Compliant. No required action.	100%	100%

Part C Annual SPP Performance Report							
SPP/APR Indicators		FFY 2012			Action Required	Previous Results	
Results Indicator	Compliance Indicator	State Target	Local Results	Target Met		FFY 2010	FFY 2011
8A	Percentage of toddlers exiting Part C for whom an IFSP was developed at least 90 days, and not more than nine months, prior to the toddler's third birthday	100%	100%	Yes	Compliant. No required action.	100%	100%
8B	Percentage of toddlers for whom the LEA was notified of potential Part B eligibility at least 90 days prior to the third birthday	100%	100%	Yes	Compliant. No required action.	100%	100%
8C	Percentage of children for whom the transition conference was held 90 days, and not more than nine months, prior to the toddler's third birthday	100%	100%	Yes	Compliant. No required action.	100%	100%
9	Timely correction of noncompliance	100%	100%	Yes	Compliant. No required action.	100%	100%
14	Submission of timely and accurate data	100%	100%	Yes	Compliant. No required action.	91.7%	91.7%



Lillian M. Lowery, Ed.D.
State Superintendent of Schools

200 West Baltimore Street • Baltimore, MD 21201 • 410-767-0100 • 410-333-6442 TTY/TDD

March 20, 2014

Dr. Clayton M. Wilcox
Superintendent
Washington County Board of Education
P. O. Box 730
820 Commonwealth Avenue
Hagerstown, MD 21741

Dear Dr. Wilcox:

The Maryland State Department of Education (MSDE), Division of Special Education/Early Intervention Services (DSE/EIS) is required to make determinations annually on the performance of each local Infants and Toddlers Program using one of the following four determination categories: "Meets Requirements," "Needs Assistance," "Needs Intervention," or "Needs Substantial Intervention" [34 CFR §§303.700 and 300.703]. The MSDE, DSE/EIS uses a results-based rubric for specific indicators to evaluate each local Infants and Toddler's Program performance in meeting the State's targets for Federal fiscal Year (FFY) 2012 (2012-2013 fiscal year). Attached please find the *FFY 2012 Determination Overview* that identifies the Part C Indicators used to assign a local determination and the *FFY 2012 Local Determination Scoring Criteria*. The attached *FFY 2012 Annual Data Table on SPP/APR Part C Indicators* provides a three-year data analysis and required actions for the Washington County Infants and Toddlers Program. Based on the FFY 2012 data, as well as information obtained through monitoring and complaint investigations, the Washington County Infants and Toddlers Program has achieved the determination status of "**Meets Requirements.**"

The criteria for the current assignment of the determination status have been in effect for the last two (2) years and have placed a greater emphasis upon indicators of compliance. We know what is measured is what gets done and, as a result, twenty-one of Maryland's twenty-four local Infants and Toddlers Programs met substantial compliance for each of the six (6) Compliance Indicators (1, 7, 8a, 8b, 8c, and 9) in FFY 2012. Moving forward, there will be a shift to a more balanced accountability approach. Critical to the focus and accountability shift is the collaborative work of early intervention leaders to focus on child outcomes and narrow the school readiness gap. Beginning with the FFY 2013 (2013-2014) Part C local determinations, the DSE/EIS will implement a graduated six-year results driven accountability plan in order to concentrate efforts on:

- Improving child outcomes;
- Providing access to and participation in community settings with nondisabled peers; and
- Increasing family partnerships.


As a result of the accountability shift to an increased emphasis on results, a local Infants and Toddlers Program's determination status may be impacted in the future. Decisions regarding State targets and local determination criteria will be made in the coming months through broad stakeholder input, including local Directors of Special Education, local Infants and Toddlers Program Directors, local Preschool Coordinators, and the State Interagency Coordinating Council (SICC).

Dr. Clayton M. Wilcox
March 20, 2014
Page Two

Local Infants and Toddlers Programs are strongly encouraged to work closely with their Local Interagency Coordinating Council (LICC) to perform an analysis of local data and infrastructure. The analysis should guide the development of strategies for data-informed decision-making, increased parent partnerships, strategic collaboration, and the use of evidence-based practices to improve the results for infants, toddlers, and young children with disabilities and their families. As we implement this shift in focus to results-driven accountability, the MSDE, DSE/EIS will provide State and local professional learning opportunities.

Thank you for your hard work and commitment to excellence, equity, and efficiency. The MSDE is committed to supporting the efforts of the Washington County Infants and Toddlers Program to improve results for infants, toddlers, and preschool age children with disabilities and their families. If you have any questions or wish to request technical assistance, please do not hesitate to call me at 410-767-0238.

Sincerely,



Marcella E. Franczkowski, M.S.
Assistant State Superintendent
Division of Special Education/
Early Intervention Services


MF/DRR/BMM/cc
Attachments

c: Lillian M. Lowery
Jack R. Smith
Jeff Gladhill
Mariam Robins
Branch Chiefs

FFY 2013
Washington County Infants and Toddlers Program
Annual Data on Part C State Performance Plan (SPP) Priority Indicators
for the Period July 1, 2012 – June 30, 2013

Part C Annual SPP Performance Report									
SPP/APR Indicators			FFY 2012			Action Required	Previous Results		
Results Indicator	Compliance Indicator		State Target	Local Results	Target Met		FFY 2010	FFY 2011	
1	Timely Delivery of IFSP Services		100%	99.1%	No	Correction of noncompliance must occur.	98.9%	100%	
2	Infants and Toddlers with IFSPs who receive services in natural environments		92.0%	97.2%	Yes	Data meet the State's target. No required action.	98.6%	98.6%	
3A	Birth to 3 Outcomes: Use of social – emotional skills	1. Exits with substantial growth	81.1%	81.69%	Yes	No required action. State target based on different methodology.	88.2%	82.0%	
		2. Exits within age expectations	74.3%	78.45%	Yes		61.8%	70.9%	
3B	Birth to 3 Outcomes: Use of knowledge and skills	1. Exits with substantial growth	86.3%	87.01%	Yes	No required action. State target based on different methodology.	86.7%	76.8%	
		2. Exits within age expectations	70.4%	81.03%	Yes		57.6%	70.9%	
3C	Birth to 3 Outcomes: Use of appropriate behaviors	1. Exits with substantial growth	87.5%	83.96%	No	No required action. State target based on different methodology.	93.5%	73.6%	
		2. Exits within age expectations	75.9%	61.86%	No		64.7%	57.0%	
4A	Families who report EIS helped them know their rights		81.0%	94.5%	Yes	Data meet the State's target. No required action.	97.6%	93.3%	
4B	Families who report EIS helped them communicate their child's needs		79.0%	94.1%	Yes	Data meet the State's target. No required action.	98.4%	93.3%	
4C	Families who report EIS helped them help their children develop and learn		89.0%	92.2%	Yes	Data meet the State's target. No required action.	100%	94.1%	
5	Children birth to one served as a percentage of the population birth to one		1.50%	2.21%	Yes	Data meet the State's target. No required action.	2.51%	1.62%	
6	Children birth to three served as a percentage of the population birth to 3		3.00%	3.51%	Yes	Data meet the State's target. No required action.	2.66%	2.80%	
7	Percentage of toddlers for whom the evaluation and the initial IFSP was within		100%	100%	Yes	Compliant. No required action.	100%	100%	

Part C Annual SPP Performance Report							
SPP/APR Indicators		FFY 2012			Action Required	Previous Results	
Results Indicator	Compliance Indicator	State Target	Local Results	Target Met		FFY 2010	FFY 2011
	45 days from the date of referral						
8A	Percentage of toddlers exiting Part C for whom an IFSP was developed at least 90 days, and not more than nine months, prior to the toddler's third birthday	100%	100%	Yes	Compliant. No required action.	100%	100%
8B	Percentage of toddlers for whom the LEA was notified of potential Part B eligibility at least 90 days prior to the third birthday	100%	100%	Yes	Compliant. No required action.	100%	100%
8C	Percentage of children for whom the transition conference was held 90 days, and not more than nine months, prior to the toddler's third birthday	100%	100%	Yes	Compliant. No required action.	100%	100%
9	Timely correction of noncompliance	100%	100%	Yes	Compliant. No required action.	100%	100%
14	Submission of timely and accurate data	100%	91.7%	No	Submit all data, including programmatic and fiscal reports, in a timely and accurate manner.	75.0%	91.7%



Lillian M. Lowery, Ed.D.
State Superintendent of Schools

200 West Baltimore Street • Baltimore, MD 21201 • 410-767-0100 • 410-333-6442 TTY/TDD

March 20, 2014

Dr. John Fredericksen
Superintendent
Wicomico County Board of Education
P. O. Box 1538
Salisbury, MD 21802-1538

Dear Dr. Fredericksen:

The Maryland State Department of Education (MSDE), Division of Special Education/Early Intervention Services (DSE/EIS) is required to make determinations annually on the performance of each local Infants and Toddlers Program using one of the following four determination categories: "Meets Requirements," "Needs Assistance," "Needs Intervention," or "Needs Substantial Intervention" [34 CFR §§303.700 and 300.703]. The MSDE, DSE/EIS uses a results-based rubric for specific indicators to evaluate each local Infants and Toddler's Program performance in meeting the State's targets for Federal fiscal Year (FFY) 2012 (2012-2013 fiscal year). Attached please find the *FFY 2012 Determination Overview* that identifies the Part C Indicators used to assign a local determination and the *FFY 2012 Local Determination Scoring Criteria*. The attached *FFY 2012 Annual Data Table on SPP/APR Part C Indicators* provides a three-year data analysis and required actions for the Wicomico County Infants and Toddlers Program. Based on the FFY 2012 data, as well as information obtained through monitoring and complaint investigations, the Wicomico County Infants and Toddlers Program has achieved the determination status of "**Meets Requirements.**"

The criteria for the current assignment of the determination status have been in effect for the last two (2) years and have placed a greater emphasis upon indicators of compliance. We know what is measured is what gets done and, as a result, twenty-one of Maryland's twenty-four local Infants and Toddlers Programs met substantial compliance for each of the six (6) Compliance Indicators (1, 7, 8a, 8b, 8c, and 9) in FFY 2012. Moving forward, there will be a shift to a more balanced accountability approach. Critical to the focus and accountability shift is the collaborative work of early intervention leaders to focus on child outcomes and narrow the school readiness gap. Beginning with the FFY 2013 (2013-2014) Part C local determinations, the DSE/EIS will implement a graduated six-year results driven accountability plan in order to concentrate efforts on:

- Improving child outcomes;
- Providing access to and participation in community settings with nondisabled peers; and
- Increasing family partnerships.

As a result of the accountability shift to an increased emphasis on results, a local Infants and Toddlers Program's determination status may be impacted in the future. Decisions regarding State targets and local determination criteria will be made in the coming months through broad stakeholder input, including local Directors of Special Education, local Infants and Toddlers Program Directors, local Preschool Coordinators, and the State Interagency Coordinating Council (SICC).

Dr. John Frederickson
March 20, 2014
Page Two

Local Infants and Toddlers Programs are strongly encouraged to work closely with their Local Interagency Coordinating Council (LICC) to perform an analysis of local data and infrastructure. The analysis should guide the development of strategies for data-informed decision-making, increased parent partnerships, strategic collaboration, and the use of evidence-based practices to improve the results for infants, toddlers, and young children with disabilities and their families. As we implement this shift in focus to results-driven accountability, the MSDE, DSE/EIS will provide State and local professional learning opportunities.

Thank you for your hard work and commitment to excellence, equity, and efficiency. The MSDE is committed to supporting the efforts of the Wicomico County Infants and Toddlers Program to improve results for infants, toddlers, and preschool age children with disabilities and their families. If you have any questions or wish to request technical assistance, please do not hesitate to call me at 410-767-0238.

Sincerely,



Marcella E. Franczkowski, M.S.
Assistant State Superintendent
Division of Special Education/
Early Intervention Services


MF/DRR/BMM/cc
Attachments

c: Lillian M. Lowery
Jack R. Smith
Patricia Adkins
Bonnie L. Walston
Branch Chiefs

FFY 2012
Wicomico County Infants and Toddlers Program
Annual Data on Part C State Performance Plan (SPP) Priority Indicators
for the Period July 1, 2012 – June 30, 2013

Part C Annual SPP Performance Report								
SPP/APR Indicators		FFY 2012			Action Required	Previous Results		
Results Indicator	Compliance Indicator	State Target	Local Results	Target Met		FFY 2010	FFY 2011	
1	Timely Delivery of IFSP Services	100%	100%	Yes	Compliant. No required action.	100%	100%	
2	Infants and Toddlers with IFSPs who receive services in natural environments	92.0%	100%	Yes	Data meet the State's target. No required action.	100%	100%	
3A	Birth to 3 Outcomes: Use of social – emotional skills	1. Exits with substantial growth	81.1%	88.52%	Yes	No required action. State target based on different methodology.	84.6%	84.1%
		2. Exits within age expectations	74.3%	72.50%	No		51.9%	64.9%
3B	Birth to 3 Outcomes: Use of knowledge and skills	1. Exits with substantial growth	86.3%	87.69%	Yes	No required action. State target based on different methodology.	84.6%	84.1%
		2. Exits within age expectations	70.4%	69.14%	No		51.9%	66.7%
3C	Birth to 3 Outcomes: Use of appropriate behaviors	1. Exits with substantial growth	87.5%	82.81%	No	No required action. State target based on different methodology.	83.3%	77.6%
		2. Exits within age expectations	75.9%	74.07%	NO		55.6%	66.7%
4A	Families who report EIS helped them know their rights	81.0%	98.5%	Yes	Data meet the State's target. No required action.	94.8%	93.4%	
4B	Families who report EIS helped them communicate their child's needs	79.0%	98.5%	Yes	Data meet the State's target. No required action.	94.7%	91.3%	
4C	Families who report EIS helped them help their children develop and learn	89.0%	97.0%	Yes	Data meet the State's target. No required action.	94.7%	96.0%	
5	Children birth to one served as a percentage of the population birth to one	1.50%	0.79%	No	Data do not meet the State target. Continue Improvement Activities.	1.31%	2.13%	
6	Children birth to three served as a percentage of the population birth to 3	3.00%	2.77%	No	Data do not meet the State target. Continue Improvement Activities.	3.16%	3.41%	
7	Percentage of toddlers for whom the evaluation and the initial IFSP was within 45 days from the date of referral	100%	100%	Yes	Compliant. No required action.	100%	100%	

Part C Annual SPP Performance Report							
SPP/APR Indicators		FFY 2012			Action Required	Previous Results	
Results Indicator	Compliance Indicator	State Target	Local Results	Target Met		FFY 2010	FFY 2011
8A	Percentage of toddlers exiting Part C for whom an IFSP was developed at least 90 days, and not more than nine months, prior to the toddler's third birthday	100%	100%	Yes	Compliant. No required action.	100%	100%
8B	Percentage of toddlers for whom the LEA was notified of potential Part B eligibility at least 90 days prior to the third birthday	100%	100%	Yes	Compliant. No required action.	100%	100%
8C	Percentage of children for whom the transition conference was held 90 days, and not more than nine months, prior to the toddler's third birthday	100%	100%	Yes	Compliant. No required action.	100%	100%
9	Timely correction of noncompliance	100%	100%	Yes	Compliant. No required action.	100%	100%
14	Submission of timely and accurate data	100%	100%	Yes	Compliant. No required action.	91.7%	83.3%



Lillian M. Lowery, Ed.D.
State Superintendent of Schools

200 West Baltimore Street • Baltimore, MD 21201 • 410-767-0100 • 410-333-6442 TTY/TDD

March 20, 2014

Dr. Jerry B. Wilson
Superintendent
Worcester County Board of Education
6270 Worcester Highway
Newark, MD 21841

Dear Dr. Wilson:

The Maryland State Department of Education (MSDE), Division of Special Education/Early Intervention Services (DSE/EIS) is required to make determinations annually on the performance of each local Infants and Toddlers Program using one of the following four determination categories: "Meets Requirements," "Needs Assistance," "Needs Intervention," or "Needs Substantial Intervention" [34 CFR §§303.700 and 300.703]. The MSDE, DSE/EIS uses a results-based rubric for specific indicators to evaluate each local Infants and Toddler's Program performance in meeting the State's targets for Federal fiscal Year (FFY) 2012 (2012-2013 fiscal year). Attached please find the *FFY 2012 Determination Overview* that identifies the Part C Indicators used to assign a local determination and the *FFY 2012 Local Determination Scoring Criteria*. The attached *FFY 2012 Annual Data Table on SPP/APR Part C Indicators* provides a three-year data analysis and required actions for the Worcester County Infants and Toddlers Program. Based on the FFY 2012 data, as well as information obtained through monitoring and complaint investigations, the Worcester County Infants and Toddlers Program has achieved the determination status of **"Needs Assistance, Year One."**

The criteria for the current assignment of the determination status have been in effect for the last two (2) years and have placed a greater emphasis upon indicators of compliance. We know what is measured is what gets done and, as a result, twenty-one of Maryland's twenty-four local Infants and Toddlers Programs met substantial compliance for each of the six (6) Compliance Indicators (1, 7, 8a, 8b, 8c, and 9) in FFY 2012. Moving forward, there will be a shift to a more balanced accountability approach. Critical to the focus and accountability shift is the collaborative work of early intervention leaders to focus on child outcomes and narrow the school readiness gap. Beginning with the FFY 2013 (2013-2014) Part C local determinations, the DSE/EIS will implement a graduated six-year results driven accountability plan in order to concentrate efforts on:

- Improving child outcomes;
- Providing access to and participation in community settings with nondisabled peers; and
- Increasing family partnerships.

As a result of the accountability shift to an increased emphasis on results, a local Infants and Toddlers Program's determination status may be impacted in the future. Decisions regarding State targets and local determination criteria will be made in the coming months through broad stakeholder input, including local Directors of Special Education, local Infants and Toddlers Program Directors, local Preschool Coordinators, and the State Interagency Coordinating Council (SICC).

Dr. Jerry B. Wilson
March 20, 2014
Page Two

Local Infants and Toddlers Programs are strongly encouraged to work closely with their Local Interagency Coordinating Council (LICC) to perform an analysis of local data and infrastructure. The analysis should guide the development of strategies for data-informed decision-making, increased parent partnerships, strategic collaboration, and the use of evidence-based practices to improve the results for infants, toddlers, and young children with disabilities and their families. As we implement this shift in focus to results-driven accountability, the MSDE, DSE/EIS will provide State and local professional learning opportunities.

Thank you for your hard work and commitment to excellence, equity, and efficiency. The MSDE is committed to supporting the efforts of the Worcester County Infants and Toddlers Program to improve results for infants, toddlers, and preschool age children with disabilities and their families. If you have any questions or wish to request technical assistance, please do not hesitate to call me at 410-767-0238.

Sincerely,



Marcella E. Franczkowski, M.S.
Assistant State Superintendent
Division of Special Education/
Early Intervention Services

MF/DRR/BMM/cc
Attachments

c: Lillian M. Lowery
Jack R. Smith
Rae Record
Kathy Simon
Branch Chiefs

FFY 2012
Worcester County Infants and Toddlers Program
Annual Data on Part C State Performance Plan (SPP) Priority Indicators
for the Period July 1, 2012 – June 30, 2013

Part C Annual SPP Performance Report									
SPP/APR Indicators		FFY 2012			Action Required	Previous Results			
Results Indicator	Compliance Indicator	State Target	Local Results	Target Met		FFY 2010	FFY 2011		
1	Timely Delivery of IFSP Services	100%	100%	Yes	Compliant. No required action.	100%	100%		
2	Infants and Toddlers with IFSPs who receive services in natural environments	92.0%	100%	Yes	Data meet the State's target. No required action.	100%	100%		
3A	Birth to 3 Outcomes: Use of social – emotional skills	1. Exits with substantial growth	81.1%	63.64%	No	No required action. State target based on different methodology.	58.3%	62.5%	
		2. Exits within age expectations	74.3%	66.67%	No		23.1%	77.4%	
3B	Birth to 3 Outcomes: Use of knowledge and skills	1. Exits with substantial growth	86.3%	72.73%	No	No required action. State target based on different methodology.	75.0%	94.4%	
		2. Exits within age expectations	70.4%	61.11%	No		38.5%	83.9%	
3C	Birth to 3 Outcomes: Use of appropriate behaviors	1. Exits with substantial growth	87.5%	50.00%	No	No required action. State target based on different methodology.	90.9%	76.2%	
		2. Exits within age expectations	75.9%	44.44%	No		53.8%	83.9%	
4A	Families who report EIS helped them know their rights	81.0%	83.3%	Yes	Data meet the State's target. No required action.	85.2%	94.1%		
4B	Families who report EIS helped them communicate their child's needs	79.0%	86.4%	Yes	Data meet the State's target. No required action.	85.2%	100%		
4C	Families who report EIS helped them help their children develop and learn	89.0%	86.4%	No	Data do not meet the State target. Continue Improvement Activities.	85.2%	94.1%		
5	Children birth to one served as a percentage of the population birth to one	1.50%	1.36%	No	Data do not meet the State target. Continue Improvement Activities.	1.78%	1.40%		
6	Children birth to three served as a percentage of the population birth to 3	3.00%	2.70%	No	Data do not meet the State target. Continue Improvement Activities.	2.39%	2.92%		
7	Percentage of toddlers for whom the evaluation and the initial IFSP was within 45 days from the date of referral	100%	100%	Yes	Compliant. No required action.	100%	100%		

Part C Annual SPP Performance Report							
SPP/APR Indicators		FFY 2012			Action Required	Previous Results	
Results Indicator	Compliance Indicator	State Target	Local Results	Target Met		FFY 2010	FFY 2011
8A	Percentage of toddlers exiting Part C for whom an IFSP was developed at least 90 days, and not more than nine months, prior to the toddler's third birthday	100%	100%	Yes	Compliant. No required action.	100%	100%
8B	Percentage of toddlers for whom the LEA was notified of potential Part B eligibility at least 90 days prior to the third birthday	100%	100%	Yes	Compliant. No required action.	100%	100%
8C	Percentage of children for whom the transition conference was held 90 days, and not more than nine months, prior to the toddler's third birthday	100%	100%	Yes	Compliant. No required action.	100%	100%
9	Timely correction of noncompliance	100%	100%	Yes	Compliant. No required action.	100%	100%
14	Submission of timely and accurate data	100%	100%	Yes	Compliant. No required action.	83.3%	100%