



Karen B. Salmon, Ph.D.
State Superintendent of Schools

April 21, 2021

Mr. Jeffrey S. Blank
Interim Superintendent
Allegany County Public Schools
P.O. Box 1724
Cumberland, MD 21502

Dear Mr. Blank:

The Maryland State Department of Education (MSDE), Division of Early Intervention and Special Education Services (DEI/SES) is required by the United States Department of Education (USDE), Office of Special Education Programs (OSEP) to make determinations annually regarding the performance of each local Infants and Toddlers Program (LITP) using one of the following four determination categories: “Meets Requirements,” “Needs Assistance,” “Needs Intervention,” or “Needs Substantial Intervention” [34 CFR §§303.700 and 300.703]. The MSDE, DEI/SES uses a results-based rubric for given indicators to evaluate each local Infants and Toddlers Program’s performance in meeting the State’s identified targets. For Federal Fiscal Year (FFY) 2019 determinations, the Allegany County Public Schools Infants and Toddlers Program has achieved the determination status of “**Meets Requirements.**”

Attached please find supporting documents:

1. *FFY 2019 Determination Overview* (identifies the Part C Indicators used to assign a local determination on page 1 – please note that fiscal and complaints/due process hearing data continues to be used);
2. *FFY 2019 Local Determination Scoring Criteria* (provides a six-year graduated results driven accountability plan used to make a local determination by year);
3. *FFY 2019 Annual Report Card on SPP/APR Part C Indicators* (provides a three-year local data analysis and required actions); and
4. *DEI/SES Differentiated Framework: Tiers of Supervision and Support* (provides the framework used by the DEI/SES to guide the level of monitoring and corresponding level of performance support provided to LITPs).

To implement a results-driven accountability system, we continue to focus on the three child outcome indicators. In 2015, a revised baseline was required and new targets established. Please see the attached *Part C Child Outcomes Baselines and Targets for Local Determinations* document. The DEI/SES has developed one set of baselines and targets that are inclusive of both children who receive services from birth to three and children who receive services through an Extended IFSP. The decision to examine child outcomes as one group independent of age was unanimously supported by LITP Directors and Preschool Coordinators through a stakeholder discussion held in 2014. Please note the attached revised baseline and targets for local determinations of Maryland’s LITPs will not be included in Maryland’s Annual Performance Report (APR) to OSEP. For federal reporting, OSEP requested that Maryland report child outcomes data for children birth to three years separately from child outcomes data for children older than three so that comparisons could be made with other states that are not serving children through an IFSP after age three.

The shift to a more balanced accountability approach does not relieve the DEI/SES from ensuring compliance, correction of identified noncompliance, and the receipt of timely and accurate data. As a result of the accountability shift to an increased emphasis on results, an LITP’s determination status may be impacted in the future.

The DEI/SES continues to recognize and value the commitment and delivery of high-quality services implemented by each (LITP). For the FFY2019 local determinations, data were collected from July 1, 2019 to June 30, 2020. While the majority of data used in FFY 2019 local determinations reflect program performance prior to the COVID-19 pandemic, the required local program responsive actions will be implemented during the recovery period. With the new need to support pandemic recovery efforts, the DEI/SES has revisited the previously disseminated determination criteria and has readjusted. For FFY 2019, the DEI/SES did not increase the number of results indicators required to "Meet Requirements." It is anticipated that the FFY 2020 criteria will include an increase in results indicators.

To support Maryland's commitment to narrow the opportunity and achievement gaps for infants, toddlers, and young children with disabilities and their families, the implementation of the *DEI/SES Strategic Plan: Moving Maryland Forward* provides a statewide differentiated framework for general supervision and performance support. Based upon comprehensive data analysis (including the SPP/APR local determination status), the Allegany County Public Schools Infants and Toddlers Program has been assigned the "**Universal**" tier for the delivery of the DEI/SES technical assistance model for results. LITPs assigned to the Universal tier will receive a comprehensive monitoring from the DEI/SES every four years.

LITPs are strongly encouraged to work closely with their Local Interagency Coordinating Council (LICC) and Family Support Centers to perform an analysis of local data and infrastructure. The analysis should guide the development of strategies for data-informed decision-making, increased parent partnerships, strategic collaboration, and the use of evidence-based practices to improve the results for infants, toddlers, and young children with disabilities and their families. As we continue this shift in focus to results-driven accountability, the MSDE, DEI/SES will provide State and local professional learning opportunities.

Thank you for your hard work and commitment to excellence, equity, and efficiency. The MSDE is committed to supporting the efforts of the Allegany County Public Schools Infants and Toddlers Program to improve results for infants, toddlers, and preschool age children with disabilities and their families. If you have any questions or wish to request technical assistance, please do not hesitate to call me at 410-767-0238.

Sincerely,





Marcella E. Franczkowski, M.S.
Assistant State Superintendent
Division of Early Intervention and
Special Education Services

MEF/BMM/mj

Attachments

c: Dr. Karen B. Salmon
Dr. Carol A. Williamson
Ms. Debra Methany
Ms. Katherine Brown
Branch Chief

Allegany County Infants and Toddlers Program
Annual Data on Part C State Performance Plan (SPP) Priority Indicators
for the Period July 1, 2019 – June 30, 2020

Part C Annual SPP Performance Report							
SPP/APR Indicators		FFY 2019 (SFY 2020)			Action Required	Previous Results	
 Results Indicator	 Compliance Indicator	State Target	Local Results	Target Met		FFY 2018	FFY 2017
2	Infants and Toddlers with IFSPs who receive services in natural environments COMAR 13A.13.01.07	94.50%	100%	Met	Target met. No further action required.	100%	100%
2 Ext IFSP	Infants and Toddlers with IFSPs who receive services in natural environments COMAR 13A.13.01.07	94.50%	75.00%	Not Met	Target not met. Justifications exist for each child not receiving services in the natural environment. No further action required.	100%	66.67%
3A	Birth - 4 Outcomes: Use of social – emotional skills COMAR 13A.13.01.08	60.37%	49.43%	Not Met	Target not met. Submit an Improvement Plan within 30 days from the date of this letter; identify the root causes and evidence-based practices to demonstrate improved child results.	42.86%	66.67%
					Target not met. Submit an Improvement Plan within 30 days from the date of this letter; identify the root causes and evidence-based practices to demonstrate improved child results.	42.11%	40.30%
3B	Birth - 4 Outcomes: Use of knowledge and skills COMAR 13A.13.01.08	63.71%	44.62%	Not Met	Target not met. Submit an Improvement Plan within 30 days from the date of this letter; identify the root causes and evidence-based practices to demonstrate improved child results.	52.94%	65.57%
					Target not met. Submit an Improvement Plan within 30 days from the date of this letter; identify the root causes and evidence-based practices to demonstrate improved child results.	42.11%	32.84%
3C	Birth - 4 Outcomes: Use of appropriate behaviors	70.50%	42.65%	Not Met	Target not met. Submit an Improvement Plan within 30 days from the date of this letter; identify the root causes and evidence-	56.34%	66.67%

Allegany County Infants and Toddlers Program
Annual Data on Part C State Performance Plan (SPP) Priority Indicators
for the Period July 1, 2019 – June 30, 2020

	COMAR 13A.13.01.08					based practices to demonstrate improved child results.		
	2. Exits within age expectations	51.02%	25.00%	Not Met		Target not met. Submit an Improvement Plan within 30 days from the date of this letter; identify the root causes and evidence-based practices to demonstrate improved child results.	38.16%	37.32%
4A	Families who report EIS helped them know their rights 20 U.S.C. 1416a(3)(A) and 1442	93.00%	100%	Met		Target met. No further action required.	100%	100%
4B	Families who report EIS helped them communicate their child's needs 20 U.S.C. 1416a(3)(A) and 1442	92.50%	100%	Met		Target met. No further action required.	98.59%	100%
4C	Families who report EIS helped them help their children develop and learn 20 U.S.C. 1416a(3)(A) and 1442	92.00%	94.74%	Met		Target met. No further action required.	98.57%	100%
5	Children birth to one served as a percentage of the population birth to one COMAR 13A.13.02.04	1.56%	1.71%	Met		Target met. No further action required.	2.76%	3.43%
6	Children birth to three served as a percentage of the population birth to 3 COMAR 13A.13.02.04	3.30%	4.61%	Met		Target met. No further action required.	3.32%	3.56%
1	Timely Delivery of IFSP Services COMAR 13A.13.01.07	100%	100%	Met		Target met. No further action required.	100%	100%
7	Percentage of toddlers for whom the evaluation and the initial IFSP was within 45 days from the date of referral COMAR 13A.13.01.07	100%	100%	Met		Target met. No further action required.	100%	100%
8A	Percentage of toddlers exiting Part C for whom transition steps and services were added to the IFSP at least 90 days, and not more than nine	100%	100%	Met		Target met. No further action required.	100%	100%

Allegany County Infants and Toddlers Program
Annual Data on Part C State Performance Plan (SPP) Priority Indicators
for the Period July 1, 2019 – June 30, 2020

	months, prior to the toddler's third birthday COMAR 13A.13.01.09						
8B	Percentage of toddlers for whom the LEA and SEA were notified of potential Part B eligibility at least 90 days prior to the third birthday COMAR 13A.13.01.09	100%	100%	Met	Target met. No further action required.	100%	100%
8C	Percentage of children for whom the transition conference was held 90 days, and not more than nine months, prior to the toddler's third birthday COMAR 13A.13.01.09	100%	100%	Met	Target met. No further action required.	100%	100%
	Correction of Noncompliance COMAR 13A.13.02.04	100%	100%	Met	Target met. No further action required.	100%	100%
	Timely and valid data	100%	100%	Met	Data and reports submitted in a timely and accurate manner. No further action required.	100%	100%
	Number of complaints filed	NA	0	NA	No further action required.	0	0
	Number of State complaints identified with violation(s)	NA	0	NA	No further action required.	0	0
	Number of State findings from State complaints corrected in a timely manner	NA	0	NA	No further action required.	0	0
	Number of due process hearings filed	NA	0	NA	No further action required.	0	0
	Number of due process hearings identified with violations	NA	0	NA	No further action required.	0	0
	Fiscal Accountability: Number of findings identified	NA	0	NA	No further action required.	0	0

**Allegany County Infants and Toddlers Program
Annual Data on Part C State Performance Plan (SPP) Priority Indicators
for the Period July 1, 2019 – June 30, 2020**



Karen B. Salmon, Ph.D.
State Superintendent of Schools

April 21, 2021

Dr. George Arlotto
Superintendent
Anne Arundel County
2644 Riva Road
Annapolis, MD 21401

Dear Dr. Arlotto:

The Maryland State Department of Education (MSDE), Division of Early Intervention and Special Education Services (DEI/SES) is required by the United States Department of Education (USDE), Office of Special Education Programs (OSEP) to make determinations annually regarding the performance of each local Infants and Toddlers Program (LITP) using one of the following four determination categories: “Meets Requirements,” “Needs Assistance,” “Needs Intervention,” or “Needs Substantial Intervention” [34 CFR §§303.700 and 300.703]. The MSDE, DEI/SES uses a results-based rubric for given indicators to evaluate each local Infants and Toddlers Program’s performance in meeting the State’s identified targets. For Federal Fiscal Year (FFY) 2019 determinations, the Anne Arundel County Infants and Toddlers Program has achieved the determination status of “**Meets Requirements.**”

Attached please find supporting documents:

1. *FFY 2019 Determination Overview* (identifies the Part C Indicators used to assign a local determination on page 1 – please note that fiscal and complaints/due process hearing data continues to be used);
2. *FFY 2019 Local Determination Scoring Criteria* (provides a six-year graduated results driven accountability plan used to make a local determination by year);
3. *FFY 2019 Annual Report Card on SPP/APR Part C Indicators* (provides a three-year local data analysis and required actions); and
4. *DEI/SES Differentiated Framework: Tiers of Supervision and Support* (provides the framework used by the DEI/SES to guide the level of monitoring and corresponding level of performance support provided to LITPs).

To implement a results-driven accountability system, we continue to focus on the three child outcome indicators. In 2015, a revised baseline was required and new targets established. Please see the attached *Part C Child Outcomes Baselines and Targets for Local Determinations* document. The DEI/SES has developed one set of baselines and targets that are inclusive of both children who receive services from birth to three and children who receive services through an Extended IFSP. The decision to examine child outcomes as one group independent of age was unanimously supported by LITP Directors and Preschool Coordinators through a stakeholder discussion held in 2014. Please note the attached revised baseline and targets for local determinations of Maryland’s LITPs will not be included in Maryland’s Annual Performance Report (APR) to OSEP. For federal reporting, OSEP requested that Maryland report child outcomes data for children birth to three years separately from child outcomes data for children older than three so that comparisons could be made with other states that are not serving children through an IFSP after age three.

The shift to a more balanced accountability approach does not relieve the DEI/SES from ensuring compliance, correction of identified noncompliance, and the receipt of timely and accurate data. As a result of the accountability shift to an increased emphasis on results, an LITP’s determination status may be impacted in the future.

The DEI/SES continues to recognize and value the commitment and delivery of high-quality services implemented by each local LITP. For the FFY2019 local determinations, data were collected from July 1, 2019 to June 30, 2020. While the majority of data used in FFY 2019 local determinations reflect program performance prior to the COVID-19 pandemic, the required local program responsive actions will be implemented during the recovery period. With the new need to support pandemic recovery efforts, the DEI/SES has revisited the previously disseminated determination criteria and has readjusted. For FFY 2019, the DEI/SES did not increase the number of results indicators required to "Meet Requirements." It is anticipated that the FFY 2020 criteria will include an increase in results indicators.

To support Maryland's commitment to narrow the opportunity and achievement gaps for infants, toddlers, and young children with disabilities and their families, the implementation of the *DEI/SES Strategic Plan: Moving Maryland Forward* provides a statewide differentiated framework for general supervision and performance support. Based upon comprehensive data analysis (including the SPP/APR local determination status), the Anne Arundel County Infants and Toddlers Program has been assigned the "**Universal**" tier for the delivery of the DEI/SES technical assistance model for results. LITPs assigned to the Universal tier will receive a comprehensive monitoring from the DEI/SES every four years.

LITPs are strongly encouraged to work closely with their Local Interagency Coordinating Council (LICC) and Family Support Centers to perform an analysis of local data and infrastructure. The analysis should guide the development of strategies for data-informed decision-making, increased parent partnerships, strategic collaboration, and the use of evidence-based practices to improve the results for infants, toddlers, and young children with disabilities and their families. As we continue this shift in focus to results-driven accountability, the MSDE, DEI/SES will provide State and local professional learning opportunities.

Thank you for your hard work and commitment to excellence, equity, and efficiency. The MSDE is committed to supporting the efforts of the Anne Arundel County Infants and Toddlers Program to improve results for infants, toddlers, and preschool age children with disabilities and their families. If you have any questions or wish to request technical assistance, please do not hesitate to call me at 410-767-0238.

Sincerely,





Marcella E. Franczkowski, M.S.
Assistant State Superintendent
Division of Early Intervention and
Special Education Services

MEF/BMM/mj

Attachments

c: Dr. Karen B. Salmon
Dr. Carol A. Williamson
Ms. Bobbi Pedrick
Branch Chiefs

Anne Arundel County Infants and Toddlers Program
Annual Data on Part C State Performance Plan (SPP) Priority Indicators
for the Period July 1, 2019 – June 30, 2020

Part C Annual SPP Performance Report							
SPP/APR Indicators		FFY 2019 (SFY 2020)			Action Required	Previous Results	
 Results Indicator	 Compliance Indicator	State Target	Local Results	Target Met		FFY 2018	FFY 2017
2	Infants and Toddlers with IFSPs who receive services in natural environments COMAR 13A.13.01.07	94.50%	96.14%	Met	Target met. No further action required.	95.74%	96.61%
2 Ext IFSP	Infants and Toddlers with IFSPs who receive services in natural environments COMAR 13A.13.01.07	94.50%	100%	Met	Target met. No further action required.	100%	99.48%
3A	Birth - 4 Outcomes: Use of social – emotional skills COMAR 13A.13.01.08	1. Exits with substantial growth	60.37%	80.39%	Met	Target met. No further action required.	74.65%
		2. Exits within age expectations	60.64%	51.42%	Not Met	Target not met. Submit an Improvement Plan within 30 days from the date of this letter; identify the root causes and evidence-based practices to demonstrate improved child results.	59.68%
3B	Birth - 4 Outcomes: Use of knowledge and skills COMAR 13A.13.01.08	1. Exits with substantial growth	63.71%	82.48%	Met	Target met. No further action required.	81.14%
		2. Exits within age expectations	55.53%	52.50%	Not Met	Target not met. Submit an Improvement Plan within 30 days from the date of this letter; identify the root causes and evidence-based practices to demonstrate improved child results.	58.55%
3C	Birth - 4 Outcomes: Use of appropriate behaviors COMAR 13A.13.01.08	1. Exits with substantial growth	70.50%	85.47%	Met	Target met. No further action required.	83.98%
		2. Exits within age expectations	51.02%	50.74%	Not Met	Target not met. Submit an Improvement Plan within 30 days from the date of this letter; identify the root causes and evidence-based practices to demonstrate improved child results.	48.06%

Anne Arundel County Infants and Toddlers Program
Annual Data on Part C State Performance Plan (SPP) Priority Indicators
for the Period July 1, 2019 – June 30, 2020

4A	Families who report EIS helped them know their rights 20 U.S.C. 1416a(3)(A) and 1442	93.00%	92.31%	Not Met	Target not met. Submit an Improvement Plan within 30 days from the date of this letter; identify the root causes and evidence-based practices to demonstrate improved child results.		96.77%
4B	Families who report EIS helped them communicate their child's needs 20 U.S.C. 1416a(3)(A) and 1442	92.50%	97.09%	Met	Target met. No further action required.	97.55%	97.34%
4C	Families who report EIS helped them help their children develop and learn 20 U.S.C. 1416a(3)(A) and 1442	92.00%	94.06%	Met	Target met. No further action required.	97.48%	97.34%
5	Children birth to one served as a percentage of the population birth to one COMAR 13A.13.02.04	1.56%	1.41%	Not Met	Target not met. Submit an Improvement Plan within 30 days from the date of this letter; identify the root causes and evidence-based practices to demonstrate improved child results.	1.56%	1.5%
6	Children birth to three served as a percentage of the population birth to 3 COMAR 13A.13.02.04	3.30%	5.19%	Met	Target met. No further action required.	4.80%	4.64%
1	Timely Delivery of IFSP Services COMAR 13A.13.01.07	100%	100%	Met	Target met. No further action required.	100%	99.83%
7	Percentage of toddlers for whom the evaluation and the initial IFSP was within 45 days from the date of referral COMAR 13A.13.01.07	100%	100%	Met	Target met. No further action required. Subsequent data demonstrated correction of the previous noncompliance identified in FFY 18-19 within one year of the written finding.	99.91%	100%
8A	Percentage of toddlers exiting Part C for whom transition steps and services were added to the IFSP at least 90 days, and not more than nine months, prior to the toddler's third birthday COMAR 13A.13.01.09	100%	100%	Met	Target met. No further action required. Subsequent data demonstrated correction of the previous noncompliance identified in FFY 18-19 within one year of the written finding.	99.80%	100%

Anne Arundel County Infants and Toddlers Program
Annual Data on Part C State Performance Plan (SPP) Priority Indicators
for the Period July 1, 2019 – June 30, 2020

8B	Percentage of toddlers for whom the LEA and SEA were notified of potential Part B eligibility at least 90 days prior to the third birthday COMAR 13A.13.01.09	100%	100%	Met	Target met. No further action required.	100%	100%
8C	Percentage of children for whom the transition conference was held 90 days, and not more than nine months, prior to the toddler's third birthday COMAR 13A.13.01.09	100%	100%	Met	Target met. No further action required. Subsequent data demonstrated correction of the previous noncompliance identified in FFY 18-19 within one year of the written finding.	99.80%	100%
	Correction of Noncompliance COMAR 13A.13.02.04	100%	100%	Met	Target met. No further action required.	100%	100%
	Timely and valid data	100%	100%	Met	Data and reports submitted in a timely and accurate manner. No further action required.	100%	100%
	Number of complaints filed	NA	0	NA	No further action required.	0	0
	Number of State complaints identified with violation(s)	NA	0	NA	No further action required.	0	0
	Number of State findings from State complaints corrected in a timely manner	NA	0	NA	No further action required.	0	0
	Number of due process hearings filed	NA	0	NA	No further action required.	0	0
	Number of due process hearings identified with violations	NA	0	NA	No further action required.	0	0
	Fiscal Accountability: Number of findings identified	NA	0	NA	No further action required.	0	0



Karen B. Salmon, Ph.D.
State Superintendent of Schools

April 21, 2021

Dr. Gregory William Branch
Health Officer and Director
Department of Health and Human Services, Baltimore County
6401 York Road, 3rd Floor
Baltimore, MD 21212

Dear Dr. Branch:

The Maryland State Department of Education (MSDE), Division of Early Intervention and Special Education Services (DEI/SES) is required by the United States Department of Education (USDE), Office of Special Education Programs (OSEP) to make determinations annually regarding the performance of each local Infants and Toddlers Program (LITP) using one of the following four determination categories: “Meets Requirements,” “Needs Assistance,” “Needs Intervention,” or “Needs Substantial Intervention” [34 CFR §§303.700 and 300.703]. The MSDE, DEI/SES uses a results-based rubric for given indicators to evaluate each local Infants and Toddlers Program’s performance in meeting the State’s identified targets. For Federal Fiscal Year (FFY) 2019 determinations, the Baltimore County Infants and Toddlers Program has achieved the determination status of **“Needs Assistance – Year 1.”**

Attached please find supporting documents:

1. *FFY 2019 Determination Overview* (identifies the Part C Indicators used to assign a local determination on page 1 – please note that fiscal and complaints/due process hearing data continues to be used);
2. *FFY 2019 Local Determination Scoring Criteria* (provides a six-year graduated results driven accountability plan used to make a local determination by year);
3. *FFY 2019 Annual Report Card on SPP/APR Part C Indicators* (provides a three-year local data analysis and required actions); and
4. *DEI/SES Differentiated Framework: Tiers of Supervision and Support* (provides the framework used by the DEI/SES to guide the level of monitoring and corresponding level of performance support provided to LITPs).

To implement a results-driven accountability system, we continue to focus on the three child outcome indicators. In 2015, a revised baseline was required and new targets established. Please see the attached *Part C Child Outcomes Baselines and Targets for Local Determinations* document. The DEI/SES has developed one set of baselines and targets that are inclusive of both children who receive services from birth to three and children who receive services through an Extended IFSP. The decision to examine child outcomes as one group independent of age was unanimously supported by LITP Directors and Preschool Coordinators through a stakeholder discussion held in 2014. Please note the attached revised baseline and targets for local determinations of Maryland’s LITPs will not be included in Maryland’s Annual Performance Report (APR) to OSEP. For federal reporting, OSEP requested that Maryland report child outcomes data for children birth to three years separately from child outcomes data for children older than three so that comparisons could be made with other states that are not serving children through an IFSP after age three.

The shift to a more balanced accountability approach does not relieve the DEI/SES from ensuring compliance, correction of identified noncompliance, and the receipt of timely and accurate data. As a result of the accountability shift to an increased emphasis on results, an LITP's determination status may be impacted in the future.

The DEI/SES continues to recognize and value the commitment and delivery of high-quality services implemented by each local Infants and Toddlers Program (LITP). For the FFY2019 local determinations, data were collected from July 1, 2019 to June 30, 2020. While the majority of data used in FFY 2019 local determinations reflect program performance prior to the COVID-19 pandemic, the required local program responsive actions will be implemented during the recovery period. With the new need to support pandemic recovery efforts, the DEI/SES has revisited the previously disseminated determination criteria and has readjusted. For FFY 2019, the DEI/SES did not increase the number of results indicators required to "Meet Requirements." It is anticipated that the FFY 2020 criteria will include an increase in results indicators.

To support Maryland's commitment to narrow the opportunity and achievement gaps for infants, toddlers, and young children with disabilities and their families, the implementation of the *DEI/SES Strategic Plan: Moving Maryland Forward* provides a statewide differentiated framework for general supervision and performance support. Based upon comprehensive data analysis (including the trend SPP/APR local determination status), the Baltimore County Infants and Toddlers Program has been assigned the "**Targeted**" tier for the delivery of the DEI/SES technical assistance model for results. LITPs assigned to the Targeted tier will receive a comprehensive monitoring from the DEI/SES every other year.

Local Infants and Toddlers Programs are strongly encouraged to work closely with their Local Interagency Coordinating Council (LICC) and Family Support Centers to perform an analysis of local data and infrastructure. The analysis should guide the development of strategies for data-informed decision-making, increased parent partnerships, strategic collaboration, and the use of evidence-based practices to improve the results for infants, toddlers, and young children with disabilities and their families. As we continue this shift in focus to results-driven accountability, the MSDE, DEI/SES will provide State and local professional learning opportunities.

Thank you for your hard work and commitment to excellence, equity, and efficiency. The MSDE is committed to supporting the efforts of the Baltimore County Infants and Toddlers Program to improve results for infants, toddlers, and preschool age children with disabilities and their families. If you have any questions or wish to request technical assistance, please do not hesitate to call me at 410-767-0238.

Sincerely,





Marcella E. Franczkowski, M.S.
Assistant State Superintendent
Division of Early Intervention and
Special Education Services

MEF/BMM/cw

Attachments

c: Dr. Karen B. Salmon
Dr. Carol A. Williamson
Dr. Kathy Pierandozzi
Ms. Paula Boykin
Branch Chiefs

Baltimore County Infants and Toddlers Program
Annual Data on Part C State Performance Plan (SPP) Priority Indicators
for the Period July 1, 2019 – June 30, 2020

Part C Annual SPP Performance Report							
SPP/APR Indicators  Results Indicator  Compliance Indicator		FFY 2019 (SFY 2020)			Action Required	Previous Results	
		State Target	Local Results ¹	Target Met		FFY 2018	FFY 2017
2	Infants and Toddlers with IFSPs who receive services in natural environments COMAR 13A.13.01.07	94.50%	99.67%	Met	Target met. No further action required.	99.66%	99.91%
2 Ext IFSP	Infants and Toddlers with IFSPs who receive services in natural environments COMAR 13A.13.01.07	94.50%	99.49%	Met	Target met. No further action required.	100%	97.77%
3A	Birth - 4 Outcomes: Use of social – emotional skills COMAR 13A.13.01.08	60.37%	58.74%	Not Met	Target not met. Submit an Improvement Plan within 30 days from the date of this letter; identify the root causes and evidence-based practices to demonstrate improved child results.	64.98%	53.65%
	2. Exits within age expectations	60.64%	44.46%	Not Met	Target not met. Submit an Improvement Plan within 30 days from the date of this letter; identify the root causes and evidence-based practices to demonstrate improved child results.	48.13%	44.77%
3B	Birth - 4 Outcomes: Use of knowledge and skills COMAR 13A.13.01.08	63.71%	61.90%	Not Met	Target not met. Submit an Improvement Plan within 30 days from the date of this letter; identify the root causes and evidence-based practices to demonstrate improved child results.	66.26%	58.14%
	2. Exits within age expectations	55.53%	43.07%	Not Met	Target not met. Submit an Improvement Plan within 30 days from the date of this letter; identify the root causes and evidence-based practices to demonstrate improved child results.	44.53%	43.49%

Baltimore County Infants and Toddlers Program
Annual Data on Part C State Performance Plan (SPP) Priority Indicators
for the Period July 1, 2019 – June 30, 2020

3C	Birth - 4 Outcomes: Use of appropriate behaviors COMAR 13A.13.01.08	1. Exits with substantial growth	70.50%	62.53%	Not Met	Target not met. Submit an Improvement Plan within 30 days from the date of this letter; identify the root causes and evidence-based practices to demonstrate improved child results.	67.34%	58.42%
		2. Exits within age expectations	51.02%	42.96%	Not Met	Target not met. Submit an Improvement Plan within 30 days from the date of this letter; identify the root causes and evidence-based practices to demonstrate improved child results.	46.25%	43.09%
4A	Families who report EIS helped them know their rights 20 U.S.C. 1416a(3)(A) and 1442		93.00%	93.89%	Met	Target met. No further action required.	97.42%	98.97%
4B	Families who report EIS helped them communicate their child's needs 20 U.S.C. 1416a(3)(A) and 1442		92.50%	94.62%	Met	Target met. No further action required.	98.88%	98.96%
4C	Families who report EIS helped them help their children develop and learn 20 U.S.C. 1416a(3)(A) and 1442		92.00%	96.92%	Met	Target met. No further action required.	98.12%	98.45%
5	Children birth to one served as a percentage of the population birth to one COMAR 13A.13.02.04		1.56%	1.42%	Not Met	Target not met. Submit an Improvement Plan within 30 days from the date of this letter; identify the root causes and evidence-based practices to demonstrate improved child results.	1.40%	1.28%
6	Children birth to three served as a percentage of the population birth to 3 COMAR 13A.13.02.04		3.30%	4.18%	Met	Target met. No further action required.	3.99%	3.56%

Baltimore County Infants and Toddlers Program
Annual Data on Part C State Performance Plan (SPP) Priority Indicators
for the Period July 1, 2019 – June 30, 2020

1	Timely Delivery of IFSP Services COMAR 13A.13.01.07	100%	93.33%	Not Met	Target not met. Submit an Improvement Plan within 30 days from the date of this letter; identify the root causes and evidence-based practices to demonstrate improved child results. Correction of the noncompliance must be demonstrated and verified within one year. Subsequent data demonstrated correction of the previous noncompliance identified in FFY 18-19 within one year of the written finding.	91.71%	93.0%
7	Percentage of toddlers for whom the evaluation and the initial IFSP was within 45 days from the date of referral COMAR 13A.13.01.07	100%	92.88%	Not Met	Target not met. Submit an Improvement Plan within 30 days from the date of this letter; identify the root causes and evidence-based practices to demonstrate improved child results. Correction of the noncompliance must be demonstrated and verified within one year. Subsequent data demonstrated correction of the previous noncompliance identified in FFY 18-19 within one year of the written finding.	87.19%	92.45%
8A	Percentage of toddlers exiting Part C for whom transition steps and services were added to the IFSP at least 90 days, and not more than nine months, prior to the toddler's third birthday COMAR 13A.13.01.09	100%	98.89%	Not Met	Target not met. Submit an Improvement Plan within 30 days from the date of this letter; identify the root causes and evidence-based practices to demonstrate improved child results. Correction of the noncompliance must be demonstrated and verified within one year. Subsequent data demonstrated correction of the previous noncompliance identified in FFY 18-19 within one year of the written finding.	99.66%	100%

Baltimore County Infants and Toddlers Program
Annual Data on Part C State Performance Plan (SPP) Priority Indicators
for the Period July 1, 2019 – June 30, 2020

8B	Percentage of toddlers for whom the LEA and SEA were notified of potential Part B eligibility at least 90 days prior to the third birthday COMAR 13A.13.01.09	100%	100%	Met	Target met. No further action required.	100%	100%
8C	Percentage of children for whom the transition conference was held 90 days, and not more than nine months, prior to the toddler's third birthday COMAR 13A.13.01.09	100%	98.23%	Not Met	Target not met. Submit an Improvement Plan within 30 days from the date of this letter; identify the root causes and evidence-based practices to demonstrate improved child results. Correction of the noncompliance must be demonstrated and verified within one year. Subsequent data demonstrated correction of the previous noncompliance identified in FFY 18-19 within one year of the written finding.	98.82%	99.29%
	Correction of Noncompliance COMAR 13A.13.02.04	100%	100%	Met	Target met. No further action required.	100%	100%
	Timely and valid data	100%	100%	Met	Data and reports submitted in a timely and accurate manner. No further action required.	100%	100%
	Number of complaints filed	NA	0	NA	No further action required.	1	0
	Number of State complaints identified with violation(s)	NA	0	NA	No further action required.	1	0
	Number of State findings from State complaints corrected in a timely manner	NA	0	NA	No further action required.	1	0
	Number of due process hearings filed	NA	0	NA	No further action required.	0	0
	Number of due process hearings identified with violations	NA	0	NA	No further action required.	0	0
	Fiscal Accountability: Number of findings identified	NA	0	Met	No further action required.	0	0



Karen B. Salmon, Ph.D.
State Superintendent of Schools

April 20, 2021

Dr. Daniel D. Curry
Superintendent
Calvert County Public Schools
1305 Dares Beach Road
Prince Frederick, MD 20678

Dear Dr. Curry:

The Maryland State Department of Education (MSDE), Division of Early Intervention and Special Education Services (DEI/SES) is required by the United States Department of Education (USDE), Office of Special Education Programs (OSEP) to make determinations annually regarding the performance of each local Infants and Toddlers Program (LITP) using one of the following four determination categories: “Meets Requirements,” “Needs Assistance,” “Needs Intervention,” or “Needs Substantial Intervention” [34 CFR §§303.700 and 300.703]. The MSDE, DEI/SES uses a results-based rubric for given indicators to evaluate each local Infants and Toddlers Program’s performance in meeting the State’s identified targets. For Federal Fiscal Year (FFY) 2019 determinations, the Calvert County Infants and Toddlers Program has achieved the determination status of **“Needs Assistance – Year 1.”**

Attached please find supporting documents:

1. *FFY 2019 Determination Overview* (identifies the Part C Indicators used to assign a local determination on page 1 – please note that fiscal and complaints/due process hearing data continues to be used);
2. *FFY 2019 Local Determination Scoring Criteria* (provides a six-year graduated results driven accountability plan used to make a local determination by year);
3. *FFY 2019 Annual Report Card on SPP/APR Part C Indicators* (provides a three-year local data analysis and required actions); and
4. *DEI/SES Differentiated Framework: Tiers of Supervision and Support* (provides the framework used by the DEI/SES to guide the level of monitoring and corresponding level of performance support provided to LITPs).

To implement a results-driven accountability system, we continue to focus on the three child outcome indicators. In 2015, a revised baseline was required and new targets established. Please see the attached *Part C Child Outcomes Baselines and Targets for Local Determinations* document. The DEI/SES has developed one set of baselines and targets that are inclusive of both children who receive services from birth to three and children who receive services through an Extended IFSP. The decision to examine child outcomes as one group independent of age was unanimously supported by LITP Directors and Preschool Coordinators through a stakeholder discussion held in 2014. Please note the attached revised baseline and targets for local determinations of Maryland’s LITPs will not be included in Maryland’s Annual Performance Report (APR) to OSEP. For federal reporting, OSEP requested that Maryland report child outcomes data for children birth to three years separately from child outcomes data for children older than three so that comparisons could be made with other states that are not serving children through an IFSP after age three.

The shift to a more balanced accountability approach does not relieve the DEI/SES from ensuring compliance, correction of identified noncompliance, and the receipt of timely and accurate data. As a result of the accountability shift to an increased emphasis on results, an LITP's determination status may be impacted in the future.

The DEI/SES continues to recognize and value the commitment and delivery of high-quality services implemented by each local Infants and Toddlers Program (LITP). For the FFY2019 local determinations, data were collected from July 1, 2019 to June 30, 2020. While the majority of data used in FFY 2019 local determinations reflect program performance prior to the COVID-19 pandemic, the required local program responsive actions will be implemented during the recovery period. With the new need to support pandemic recovery efforts, the DEI/SES has revisited the previously disseminated determination criteria and has readjusted. For FFY 2019, the DEI/SES did not increase the number of results indicators required to "Meet Requirements." It is anticipated that the FFY 2020 criteria will include an increase in results indicators.

To support Maryland's commitment to narrow the opportunity and achievement gaps for infants, toddlers, and young children with disabilities and their families, the implementation of the *DEI/SES Strategic Plan: Moving Maryland Forward* provides a statewide differentiated framework for general supervision and performance support. Based upon comprehensive data analysis (including the SPP/APR local determination status), the Calvert County Infants and Toddlers Program has been assigned the "**Universal**" tier for the delivery of the DEI/SES technical assistance model for results. LITPs assigned to the Universal tier will receive a comprehensive monitoring from the DEI/SES every four years.

Local Infants and Toddlers Programs are strongly encouraged to work closely with their Local Interagency Coordinating Council (LICC) and Family Support Centers to perform an analysis of local data and infrastructure. The analysis should guide the development of strategies for data-informed decision-making, increased parent partnerships, strategic collaboration, and the use of evidence-based practices to improve the results for infants, toddlers, and young children with disabilities and their families. As we continue this shift in focus to results-driven accountability, the MSDE, DEI/SES will provide State and local professional learning opportunities.

Thank you for your hard work and commitment to excellence, equity, and efficiency. The MSDE is committed to supporting the efforts of the Calvert County Infants and Toddlers Program to improve results for infants, toddlers, and preschool age children with disabilities and their families. If you have any questions or wish to request technical assistance, please do not hesitate to call me at 410-767-0238.

Sincerely,

Marcella E. Franczkowski, M.S.
Assistant State Superintendent
Division of Early Intervention and
Special Education Services

MEF/BMM/cw

Attachments

c: Dr. Karen B. Salmon
Dr. Carol A. Williamson
Ms. Christina Harris
Ms. Tatiana Owens
Branch Chiefs



Karen B. Salmon, Ph.D.
State Superintendent of Schools

April 20, 2021

Dr. Steven A. Lockard
Superintendent
Carroll County Public Schools
125 North Court Street
Westminster, MD 21157

Dear Dr. Lockard:

The Maryland State Department of Education (MSDE), Division of Early Intervention and Special Education Services (DEI/SES) is required by the United States Department of Education (USDE), Office of Special Education Programs (OSEP) to make determinations annually regarding the performance of each local Infants and Toddlers Program (LITP) using one of the following four determination categories: “Meets Requirements,” “Needs Assistance,” “Needs Intervention,” or “Needs Substantial Intervention” [34 CFR §§303.700 and 300.703]. The MSDE, DEI/SES uses a results-based rubric for given indicators to evaluate each local Infants and Toddlers Program’s performance in meeting the State’s identified targets. For Federal Fiscal Year (FFY) 2019 determinations, the Carroll County Infants and Toddlers Program has achieved the determination status of **“Needs Assistance – Year 1.”**

Attached please find supporting documents:

5. *FFY 2019 Determination Overview* (identifies the Part C Indicators used to assign a local determination on page 1 – please note that fiscal and complaints/due process hearing data continues to be used);
6. *FFY 2019 Local Determination Scoring Criteria* (provides a six-year graduated results driven accountability plan used to make a local determination by year);
7. *FFY 2019 Annual Report Card on SPP/APR Part C Indicators* (provides a three-year local data analysis and required actions); and
8. *DEI/SES Differentiated Framework: Tiers of Supervision and Support* (provides the framework used by the DEI/SES to guide the level of monitoring and corresponding level of performance support provided to LITPs).

To implement a results-driven accountability system, we continue to focus on the three child outcome indicators. In 2015, a revised baseline was required and new targets established. Please see the attached *Part C Child Outcomes Baselines and Targets for Local Determinations* document. The DEI/SES has developed one set of baselines and targets that are inclusive of both children who receive services from birth to three and children who receive services through an Extended IFSP. The decision to examine child outcomes as one group independent of age was unanimously supported by LITP Directors and Preschool Coordinators through a stakeholder discussion held in 2014. Please note the attached revised baseline and targets for local determinations of Maryland’s LITPs will not be included in Maryland’s Annual Performance Report (APR) to OSEP. For federal reporting, OSEP requested that Maryland report child outcomes data for children birth to three years separately from child outcomes data for children older than three so that comparisons could be made with other states that are not serving children through an IFSP after age three.

Dr. Steven A. Lockard
April 20, 2021
Page Two

The shift to a more balanced accountability approach does not relieve the DEI/SES from ensuring compliance, correction of identified noncompliance, and the receipt of timely and accurate data. As a result of the accountability shift to an increased emphasis on results, an LITP's determination status may be impacted in the future.

The DEI/SES continues to recognize and value the commitment and delivery of high-quality services implemented by each local Infants and Toddlers Program (LITP). For the FFY2019 local determinations, data were collected from July 1, 2019 to June 30, 2020. While the majority of data used in FFY 2019 local determinations reflect program performance prior to the COVID-19 pandemic, the required local program responsive actions will be implemented during the recovery period. With the new need to support pandemic recovery efforts, the DEI/SES has revisited the previously disseminated determination criteria and has readjusted. For FFY 2019, the DEI/SES did not increase the number of results indicators required to "Meet Requirements." It is anticipated that the FFY 2020 criteria will include an increase in results indicators.

To support Maryland's commitment to narrow the opportunity and achievement gaps for infants, toddlers, and young children with disabilities and their families, the implementation of the *DEI/SES Strategic Plan: Moving Maryland Forward* provides a statewide differentiated framework for general supervision and performance support. Based upon comprehensive data analysis (including the SPP/APR local determination status), the Carroll County Infants and Toddlers Program has been assigned the "**Universal**" tier for the delivery of the DEI/SES technical assistance model for results. LITPs assigned to the Universal tier will receive a comprehensive monitoring from the DEI/SES every four years.

Local Infants and Toddlers Programs are strongly encouraged to work closely with their Local Interagency Coordinating Council (LICC) and Family Support Centers to perform an analysis of local data and infrastructure. The analysis should guide the development of strategies for data-informed decision-making, increased parent partnerships, strategic collaboration, and the use of evidence-based practices to improve the results for infants, toddlers, and young children with disabilities and their families. As we continue this shift in focus to results-driven accountability, the MSDE, DEI/SES will provide State and local professional learning opportunities.

Thank you for your hard work and commitment to excellence, equity, and efficiency. The MSDE is committed to supporting the efforts of the Carroll County Infants and Toddlers Program to improve results for infants, toddlers, and preschool age children with disabilities and their families. If you have any questions or wish to request technical assistance, please do not hesitate to call me at 410-767-0238.

Sincerely,

Marcella E. Franczkowski, M.S.
Assistant State Superintendent
Division of Early Intervention and
Special Education Services

MEF/BMM/cw

Attachments

c: Dr. Karen B. Salmon
Dr. Carol A. Williamson
Mr. Nicholas Shockney
Ms. Inez Marvel

Branch Chiefs



Karen B. Salmon, Ph.D.
State Superintendent of Schools

April 20, 2021

Dr. James Scott Smith
Superintendent
St. Mary's County Public Schools
23160 Moakley Street, Suite 109
Leonardtown, MD 20650

Dear Dr. Smith:

The Maryland State Department of Education (MSDE), Division of Early Intervention and Special Education Services (DEI/SES) is required by the United States Department of Education (USDE), Office of Special Education Programs (OSEP) to make determinations annually regarding the performance of each local Infants and Toddlers Program (LITP) using one of the following four determination categories: "Meets Requirements," "Needs Assistance," "Needs Intervention," or "Needs Substantial Intervention" [34 CFR §§303.700 and 300.703]. The MSDE, DEI/SES uses a results-based rubric for given indicators to evaluate each local Infants and Toddlers Program's performance in meeting the State's identified targets. For Federal Fiscal Year (FFY) 2019 determinations, the St. Mary's County Infants and Toddlers Program has achieved the determination status of **"Needs Assistance – Year 1."**

Attached please find supporting documents:

9. *FFY 2019 Determination Overview* (identifies the Part C Indicators used to assign a local determination on page 1 – please note that fiscal and complaints/due process hearing data continues to be used);
10. *FFY 2019 Local Determination Scoring Criteria* (provides a six-year graduated results driven accountability plan used to make a local determination by year);
11. *FFY 2019 Annual Report Card on SPP/APR Part C Indicators* (provides a three-year local data analysis and required actions); and
12. *DEI/SES Differentiated Framework: Tiers of Supervision and Support* (provides the framework used by the DEI/SES to guide the level of monitoring and corresponding level of performance support provided to LITPs).

To implement a results-driven accountability system, we continue to focus on the three child outcome indicators. In 2015, a revised baseline was required and new targets established. Please see the attached *Part C Child Outcomes Baselines and Targets for Local Determinations* document. The DEI/SES has developed one set of baselines and targets that are inclusive of both children who receive services from birth to three and children who receive services through an Extended IFSP. The decision to examine child outcomes as one group independent of age was unanimously supported by LITP Directors and Preschool Coordinators through a stakeholder discussion held in 2014. Please note the attached revised baseline and targets for local determinations of Maryland's LITPs will not be included in Maryland's Annual Performance Report (APR) to OSEP. For federal reporting, OSEP requested that Maryland report child outcomes data for children birth to three years separately from child outcomes data for children older than three so that comparisons could be made with other states that are not serving children through an IFSP after age three.

The shift to a more balanced accountability approach does not relieve the DEI/SES from ensuring compliance, correction of identified noncompliance, and the receipt of timely and accurate data. As a result of the accountability shift to an increased emphasis on results, an LITP's determination status may be impacted in the future.

The DEI/SES continues to recognize and value the commitment and delivery of high-quality services implemented by each local Infants and Toddlers Program (LITP). For the FFY2019 local determinations, data were collected from July 1, 2019 to June 30, 2020. While the majority of data used in FFY 2019 local determinations reflect program performance prior to the COVID-19 pandemic, the required local program responsive actions will be implemented during the recovery period. With the new need to support pandemic recovery efforts, the DEI/SES has revisited the previously disseminated determination criteria and has readjusted. For FFY 2019, the DEI/SES did not increase the number of results indicators required to "Meet Requirements." It is anticipated that the FFY 2020 criteria will include an increase in results indicators.

To support Maryland's commitment to narrow the opportunity and achievement gaps for infants, toddlers, and young children with disabilities and their families, the implementation of the *DEI/SES Strategic Plan: Moving Maryland Forward* provides a statewide differentiated framework for general supervision and performance support. Based upon comprehensive data analysis (including the SPP/APR local determination status), the St. Mary's County Infants and Toddlers Program has been assigned the "**Universal**" tier for the delivery of the DEI/SES technical assistance model for results. LITPs assigned to the Universal tier will receive a comprehensive monitoring from the DEI/SES every four years.

Local Infants and Toddlers Programs are strongly encouraged to work closely with their Local Interagency Coordinating Council (LICC) and Family Support Centers to perform an analysis of local data and infrastructure. The analysis should guide the development of strategies for data-informed decision-making, increased parent partnerships, strategic collaboration, and the use of evidence-based practices to improve the results for infants, toddlers, and young children with disabilities and their families. As we continue this shift in focus to results-driven accountability, the MSDE, DEI/SES will provide State and local professional learning opportunities.

Thank you for your hard work and commitment to excellence, equity, and efficiency. The MSDE is committed to supporting the efforts of the St. Mary's County Infants and Toddlers Program to improve results for infants, toddlers, and preschool age children with disabilities and their families. If you have any questions or wish to request technical assistance, please do not hesitate to call me at 410-767-0238.

Sincerely,

Marcella E. Franczkowski, M.S.
Assistant State Superintendent
Division of Early Intervention and
Special Education Services

MEF/BMM/cw

Attachments

c: Dr. Karen B. Salmon
Dr. Carol A. Williamson
Mr. Scott Szczerbiak

Ms. Cynthia Kilcoyne
Branch Chiefs



Karen B. Salmon, Ph.D.
State Superintendent of Schools

April 20, 2021

Dr. John B. Gaddis
Superintendent
Somerset County Public Schools
7982-A Tawes Campus Drive
Westover, Maryland 21871

Dear Dr. Gaddis:

The Maryland State Department of Education (MSDE), Division of Early Intervention and Special Education Services (DEI/SES) is required by the United States Department of Education (USDE), Office of Special Education Programs (OSEP) to make determinations annually regarding the performance of each local Infants and Toddlers Program (LITP) using one of the following four determination categories: “Meets Requirements,” “Needs Assistance,” “Needs Intervention,” or “Needs Substantial Intervention” [34 CFR §§303.700 and 300.703]. The MSDE, DEI/SES uses a results-based rubric for given indicators to evaluate each local Infants and Toddlers Program’s performance in meeting the State’s identified targets. For Federal Fiscal Year (FFY) 2019 determinations, the Somerset County Infants and Toddlers Program has achieved the determination status of **“Needs Assistance – Year 1.”**

Attached please find supporting documents:

13. *FFY 2019 Determination Overview* (identifies the Part C Indicators used to assign a local determination on page 1 – please note that fiscal and complaints/due process hearing data continues to be used);
14. *FFY 2019 Local Determination Scoring Criteria* (provides a six-year graduated results driven accountability plan used to make a local determination by year);
15. *FFY 2019 Annual Report Card on SPP/APR Part C Indicators* (provides a three-year local data analysis and required actions); and
16. *DEI/SES Differentiated Framework: Tiers of Supervision and Support* (provides the framework used by the DEI/SES to guide the level of monitoring and corresponding level of performance support provided to LITPs).

To implement a results-driven accountability system, we continue to focus on the three child outcome indicators. In 2015, a revised baseline was required and new targets established. Please see the attached *Part C Child Outcomes Baselines and Targets for Local Determinations* document. The DEI/SES has developed one set of baselines and targets that are inclusive of both children who receive services from birth to three and children who receive services through an Extended IFSP. The decision to examine child outcomes as one group independent of age was unanimously supported by LITP Directors and Preschool Coordinators through a stakeholder discussion held in 2014. Please note the attached revised baseline and targets for local determinations of Maryland’s LITPs will not be included in Maryland’s Annual Performance Report (APR) to OSEP. For federal reporting, OSEP requested that Maryland report child outcomes data for children birth to three years separately from child outcomes data for children older than three so that comparisons could be made with other states that are not serving children through an IFSP after age three.

Dr. John B. Gaddis
April 20, 2021
Page Two

The shift to a more balanced accountability approach does not relieve the DEI/SES from ensuring compliance, correction of identified noncompliance, and the receipt of timely and accurate data. As a result of the accountability shift to an increased emphasis on results, an LITP's determination status may be impacted in the future.

The DEI/SES continues to recognize and value the commitment and delivery of high-quality services implemented by each local Infants and Toddlers Program (LITP). For the FFY2019 local determinations, data were collected from July 1, 2019 to June 30, 2020. While the majority of data used in FFY 2019 local determinations reflect program performance prior to the COVID-19 pandemic, the required local program responsive actions will be implemented during the recovery period. With the new need to support pandemic recovery efforts, the DEI/SES has revisited the previously disseminated determination criteria and has readjusted. For FFY 2019, the DEI/SES did not increase the number of results indicators required to "Meet Requirements." It is anticipated that the FFY 2020 criteria will include an increase in results indicators.

To support Maryland's commitment to narrow the opportunity and achievement gaps for infants, toddlers, and young children with disabilities and their families, the implementation of the *DEI/SES Strategic Plan: Moving Maryland Forward* provides a statewide differentiated framework for general supervision and performance support. Based upon comprehensive data analysis (including the SPP/APR local determination status), the Somerset County Infants and Toddlers Program has been assigned the "**Universal**" tier for the delivery of the DEI/SES technical assistance model for results. LITPs assigned to the Universal tier will receive a comprehensive monitoring from the DEI/SES every four years.

Local Infants and Toddlers Programs are strongly encouraged to work closely with their Local Interagency Coordinating Council (LICC) and Family Support Centers to perform an analysis of local data and infrastructure. The analysis should guide the development of strategies for data-informed decision-making, increased parent partnerships, strategic collaboration, and the use of evidence-based practices to improve the results for infants, toddlers, and young children with disabilities and their families. As we continue this shift in focus to results-driven accountability, the MSDE, DEI/SES will provide State and local professional learning opportunities.

Thank you for your hard work and commitment to excellence, equity, and efficiency. The MSDE is committed to supporting the efforts of the Somerset County Infants and Toddlers Program to improve results for infants, toddlers, and preschool age children with disabilities and their families. If you have any questions or wish to request technical assistance, please do not hesitate to call me at 410-767-0238.

Sincerely,

Marcella E. Franczkowski, M.S.
Assistant State Superintendent
Division of Early Intervention and
Special Education Services

MEF/BMM/cw

Attachments

c: Dr. Karen B. Salmon
Dr. Carol A. Williamson
Ms. Brandy Brady
Branch Chiefs



Karen B. Salmon, Ph.D.
State Superintendent of Schools

April 20, 2021

Dr. Donna C. Hanlin
Superintendent
Wicomico County Public Schools
P. O. Box 1538
Salisbury, MD 21802-1538

Dear Dr. Hanlin:

The Maryland State Department of Education (MSDE), Division of Early Intervention and Special Education Services (DEI/SES) is required by the United States Department of Education (USDE), Office of Special Education Programs (OSEP) to make determinations annually regarding the performance of each local Infants and Toddlers Program (LITP) using one of the following four determination categories: “Meets Requirements,” “Needs Assistance,” “Needs Intervention,” or “Needs Substantial Intervention” [34 CFR §§303.700 and 300.703]. The MSDE, DEI/SES uses a results-based rubric for given indicators to evaluate each local Infants and Toddlers Program’s performance in meeting the State’s identified targets. For Federal Fiscal Year (FFY) 2019 determinations, the Wicomico County Infants and Toddlers Program has achieved the determination status of **“Needs Assistance – Year 1.”**

Attached please find supporting documents:

17. *FFY 2019 Determination Overview* (identifies the Part C Indicators used to assign a local determination on page 1 – please note that fiscal and complaints/due process hearing data continues to be used);
18. *FFY 2019 Local Determination Scoring Criteria* (provides a six-year graduated results driven accountability plan used to make a local determination by year);
19. *FFY 2019 Annual Report Card on SPP/APR Part C Indicators* (provides a three-year local data analysis and required actions); and
20. *DEI/SES Differentiated Framework: Tiers of Supervision and Support* (provides the framework used by the DEI/SES to guide the level of monitoring and corresponding level of performance support provided to LITPs).

To implement a results-driven accountability system, we continue to focus on the three child outcome indicators. In 2015, a revised baseline was required and new targets established. Please see the attached *Part C Child Outcomes Baselines and Targets for Local Determinations* document. The DEI/SES has developed one set of baselines and targets that are inclusive of both children who receive services from birth to three and children who receive services through an Extended IFSP. The decision to examine child outcomes as one group independent of age was unanimously supported by LITP Directors and Preschool Coordinators through a stakeholder discussion held in 2014. Please note the attached revised baseline and targets for local determinations of Maryland’s LITPs will not be included in Maryland’s Annual Performance Report (APR) to OSEP. For federal reporting, OSEP requested that Maryland report child outcomes data for children birth to three years separately from child outcomes data for children older than three so that comparisons could be made with other states that are not serving children through an IFSP after age three.

Dr. Donna C. Hanlin
April 20, 2021
Page Two

The shift to a more balanced accountability approach does not relieve the DEI/SES from ensuring compliance, correction of identified noncompliance, and the receipt of timely and accurate data. As a result of the accountability shift to an increased emphasis on results, an LITP's determination status may be impacted in the future.

The DEI/SES continues to recognize and value the commitment and delivery of high-quality services implemented by each local Infants and Toddlers Program (LITP). For the FFY2019 local determinations, data were collected from July 1, 2019 to June 30, 2020. While the majority of data used in FFY 2019 local determinations reflect program performance prior to the COVID-19 pandemic, the required local program responsive actions will be implemented during the recovery period. With the new need to support pandemic recovery efforts, the DEI/SES has revisited the previously disseminated determination criteria and has readjusted. For FFY 2019, the DEI/SES did not increase the number of results indicators required to "Meet Requirements." It is anticipated that the FFY 2020 criteria will include an increase in results indicators.

To support Maryland's commitment to narrow the opportunity and achievement gaps for infants, toddlers, and young children with disabilities and their families, the implementation of the *DEI/SES Strategic Plan: Moving Maryland Forward* provides a statewide differentiated framework for general supervision and performance support. Based upon comprehensive data analysis (including the SPP/APR local determination status), the Wicomico County Infants and Toddlers Program has been assigned the "**Universal**" tier for the delivery of the DEI/SES technical assistance model for results. LITPs assigned to the Universal tier will receive a comprehensive monitoring from the DEI/SES every four years.

Local Infants and Toddlers Programs are strongly encouraged to work closely with their Local Interagency Coordinating Council (LICC) and Family Support Centers to perform an analysis of local data and infrastructure. The analysis should guide the development of strategies for data-informed decision-making, increased parent partnerships, strategic collaboration, and the use of evidence-based practices to improve the results for infants, toddlers, and young children with disabilities and their families. As we continue this shift in focus to results-driven accountability, the MSDE, DEI/SES will provide State and local professional learning opportunities.

Thank you for your hard work and commitment to excellence, equity, and efficiency. The MSDE is committed to supporting the efforts of the Wicomico County Infants and Toddlers Program to improve results for infants, toddlers, and preschool age children with disabilities and their families. If you have any questions or wish to request technical assistance, please do not hesitate to call me at 410-767-0238.

Sincerely,

Marcella E. Franczkowski, M.S.
Assistant State Superintendent
Division of Early Intervention and
Special Education Services

MEF/BMM/cw

Attachments

c: Dr. Karen B. Salmon
Dr. Carol A. Williamson
Ms. Bonnie Walston
Ms. Patricia Adkins



Karen B. Salmon, Ph.D.
State Superintendent of Schools

April 20, 2021

Mr. Louis Taylor
Superintendent
Worcester County Public Schools
6270 Worcester Highway
Newark, MD 21841

Dear Mr. Taylor:

The Maryland State Department of Education (MSDE), Division of Early Intervention and Special Education Services (DEI/SES) is required by the United States Department of Education (USDE), Office of Special Education Programs (OSEP) to make determinations annually regarding the performance of each local Infants and Toddlers Program (LITP) using one of the following four determination categories: “Meets Requirements,” “Needs Assistance,” “Needs Intervention,” or “Needs Substantial Intervention” [34 CFR §§303.700 and 300.703]. The MSDE, DEI/SES uses a results-based rubric for given indicators to evaluate each local Infants and Toddlers Program’s performance in meeting the State’s identified targets. For Federal Fiscal Year (FFY) 2019 determinations, the Worcester County Infants and Toddlers Program has achieved the determination status of **“Needs Assistance – Year 1.”**

Attached please find supporting documents:

21. *FFY 2019 Determination Overview* (identifies the Part C Indicators used to assign a local determination on page 1 – please note that fiscal and complaints/due process hearing data continues to be used);
22. *FFY 2019 Local Determination Scoring Criteria* (provides a six-year graduated results driven accountability plan used to make a local determination by year);
23. *FFY 2019 Annual Report Card on SPP/APR Part C Indicators* (provides a three-year local data analysis and required actions); and
24. *DEI/SES Differentiated Framework: Tiers of Supervision and Support* (provides the framework used by the DEI/SES to guide the level of monitoring and corresponding level of performance support provided to LITPs).

To implement a results-driven accountability system, we continue to focus on the three child outcome indicators. In 2015, a revised baseline was required and new targets established. Please see the attached *Part C Child Outcomes Baselines and Targets for Local Determinations* document. The DEI/SES has developed one set of baselines and targets that are inclusive of both children who receive services from birth to three and children who receive services through an Extended IFSP. The decision to examine child outcomes as one group independent of age was unanimously supported by LITP Directors and Preschool Coordinators through a stakeholder discussion held in 2014. Please note the attached revised baseline and targets for local determinations of Maryland’s LITPs will not be included in Maryland’s Annual Performance Report (APR) to OSEP. For federal reporting, OSEP requested that Maryland report child outcomes data for children birth to three years separately from child outcomes data for children older than three so that comparisons could be made with other states that are not serving children through an IFSP after age three.

Mr. Louis Taylor
April 20, 2021
Page Two

The shift to a more balanced accountability approach does not relieve the DEI/SES from ensuring compliance, correction of identified noncompliance, and the receipt of timely and accurate data. As a result of the accountability shift to an increased emphasis on results, an LITP's determination status may be impacted in the future.

The DEI/SES continues to recognize and value the commitment and delivery of high-quality services implemented by each local Infants and Toddlers Program (LITP). For the FFY2019 local determinations, data were collected from July 1, 2019 to June 30, 2020. While the majority of data used in FFY 2019 local determinations reflect program performance prior to the COVID-19 pandemic, the required local program responsive actions will be implemented during the recovery period. With the new need to support pandemic recovery efforts, the DEI/SES has revisited the previously disseminated determination criteria and has readjusted. For FFY 2019, the DEI/SES did not increase the number of results indicators required to "Meet Requirements." It is anticipated that the FFY 2020 criteria will include an increase in results indicators.

To support Maryland's commitment to narrow the opportunity and achievement gaps for infants, toddlers, and young children with disabilities and their families, the implementation of the *DEI/SES Strategic Plan: Moving Maryland Forward* provides a statewide differentiated framework for general supervision and performance support. Based upon comprehensive data analysis (including the SPP/APR local determination status), the Worcester County Infants and Toddlers Program has been assigned the "**Universal**" tier for the delivery of the DEI/SES technical assistance model for results. LITPs assigned to the Universal tier will receive a comprehensive monitoring from the DEI/SES every four years.

Local Infants and Toddlers Programs are strongly encouraged to work closely with their Local Interagency Coordinating Council (LICC) and Family Support Centers to perform an analysis of local data and infrastructure. The analysis should guide the development of strategies for data-informed decision-making, increased parent partnerships, strategic collaboration, and the use of evidence-based practices to improve the results for infants, toddlers, and young children with disabilities and their families. As we continue this shift in focus to results-driven accountability, the MSDE, DEI/SES will provide State and local professional learning opportunities.

Thank you for your hard work and commitment to excellence, equity, and efficiency. The MSDE is committed to supporting the efforts of the Worcester County Infants and Toddlers Program to improve results for infants, toddlers, and preschool age children with disabilities and their families. If you have any questions or wish to request technical assistance, please do not hesitate to call me at 410-767-0238.

Sincerely,

Marcella E. Franczkowski, M.S.
Assistant State Superintendent
Division of Early Intervention and
Special Education Services

MEF/BMM/cw

Attachments



c: Dr. Karen B. Salmon
Dr. Carol A. Williamson
Ms. Rae Ann Record

Ms. Bess Cropper
Branch Chiefs



Calvert County Infants and Toddlers Program
Annual Data on Part C State Performance Plan (SPP) Priority Indicators
for the Period July 1, 2019 – June 30, 2020

Part C Annual SPP Performance Report								
SPP/APR Indicators			FFY 2019 (SFY 2020)			Action Required	Previous Results	
<div style="display: flex; align-items: center;"> <div style="width: 15px; height: 15px; background-color: yellow; margin-right: 5px;"></div> Results Indicator <div style="width: 15px; height: 15px; background-color: lightblue; margin-left: 10px; margin-right: 5px;"></div> Compliance Indicator </div>			State Target	Local Results	Target Met		FFY 2018	FFY 2017
2	Infants and Toddlers with IFSPs who receive services in natural environments COMAR 13A.13.01.07		94.50%	99.33%	Met	Target met. No further action required.	96.79%	96.27%
2 Ext IFSP	Infants and Toddlers with IFSPs who receive services in natural environments COMAR 13A.13.01.07		94.50%	95.65%	Met	Target met. No further action required.	78.95%	83.87%
3A	Birth - 4 Outcomes: Use of social – emotional skills COMAR 13A.13.01.08	1. Exits with substantial growth	60.37%	41.03%	Not Met	Target not met. Submit an Improvement Plan within 30 days from the date of this letter; identify the root causes and evidence-based practices to demonstrate improved child results.	44.07%	53.09%
		2. Exits within age expectations	60.64%	45.61%	Not Met	Target not met. Submit an Improvement Plan within 30 days from the date of this letter; identify the root causes and evidence-based practices to demonstrate improved child results.	52.18%	58.33%
3B	Birth - 4 Outcomes: Use of knowledge and skills COMAR 13A.13.01.08	1. Exits with substantial growth	63.71%	50.53%	Not Met	Target not met. Submit an Improvement Plan within 30 days from the date of this letter; identify the root causes and evidence-based practices to demonstrate improved child results.	48.53%	65.63%
		2. Exits within age expectations	55.53%	38.60%	Not Met	Target not met. Submit an Improvement Plan within 30 days from the date of this letter; identify the root causes and evidence-based practices to demonstrate improved child results.	47.19%	59.17%
3C	Birth - 4 Outcomes: Use of appropriate behaviors COMAR 13A.13.01.08	1. Exits with substantial growth	70.50%	47.31%	Not Met	Target not met. Submit an Improvement Plan within 30 days from the date of this letter; identify the root causes and evidence-based practices to demonstrate improved child results.	49.38%	57.52%







Calvert County Infants and Toddlers Program
Annual Data on Part C State Performance Plan (SPP) Priority Indicators
for the Period July 1, 2019 – June 30, 2020

Part C Annual SPP Performance Report								
SPP/APR Indicators			FFY 2019 (SFY 2020)			Action Required	Previous Results	
 Results Indicator	 Compliance Indicator		State Target	Local Results	Target Met		FFY 2018	FFY 2017
		2. Exits within age expectations	51.02%	44.74%	Not Met	Target not met. Submit an Improvement Plan within 30 days from the date of this letter; identify the root causes and evidence-based practices to demonstrate improved child results.	43.82%	43.33%
4A		Families who report EIS helped them know their rights 20 U.S.C. 1416a(3)(A) and 1442	93.00%	92.31%	Not Met	Target not met. Submit an Improvement Plan within 30 days from the date of this letter; identify the root causes and evidence-based practices to demonstrate improved child results.	92.96%	97.65%
4B		Families who report EIS helped them communicate their child's needs 20 U.S.C. 1416a(3)(A) and 1442	92.50%	94.87%	Met	Target met. No further action required.	94.29%	98.81%
4C		Families who report EIS helped them help their children develop and learn 20 U.S.C. 1416a(3)(A) and 1442	92.00%	94.94%	Met	Target met. No further action required.	95.77%	100%
5		Children birth to one served as a percentage of the population birth to one COMAR 13A.13.02.04	1.56%	1.24%	Not Met	Target not met. Submit an Improvement Plan within 30 days from the date of this letter; identify the root causes and evidence-based practices to demonstrate improved child results.	2.58%	1.50%
6		Children birth to three served as a percentage of the population birth to 3 COMAR 13A.13.02.04	3.30%	5.33%	Met	Target met. No further action required.	5.47%	4.60%
1		Timely Delivery of IFSP Services COMAR 13A.13.01.07	100%	100%	Met	Target met. No further action required. Subsequent data demonstrated correction of the previous noncompliance identified in FFY 18-19 within one year of the written finding.	99.43%	100%

Calvert County Infants and Toddlers Program
Annual Data on Part C State Performance Plan (SPP) Priority Indicators
for the Period July 1, 2019 – June 30, 2020

Part C Annual SPP Performance Report							
SPP/APR Indicators		FFY 2019 (SFY 2020)			Action Required	Previous Results	
 Results Indicator	 Compliance Indicator	State Target	Local Results	Target Met		FFY 2018	FFY 2017
7	Percentage of toddlers for whom the evaluation and the initial IFSP was within 45 days from the date of referral COMAR 13A.13.01.07	100%	100%	Met	Target met. No further action required.	100%	100%
8A	Percentage of toddlers exiting Part C for whom transition steps and services were added to the IFSP at least 90 days, and not more than nine months, prior to the toddler's third birthday COMAR 13A.13.01.09	100%	95.52%	Not Met	Target not met. Submit an Improvement Plan within 30 days from the date of this letter; identify the root causes and evidence-based practices to demonstrate improved child results. Correction of the noncompliance must be demonstrated and verified within one year.	100%	100%
8B	Percentage of toddlers for whom the LEA and SEA were notified of potential Part B eligibility at least 90 days prior to the third birthday COMAR 13A.13.01.09	100%	100%	Met	Target met. No further action required.	100%	100%
8C	Percentage of children for whom the transition conference was held 90 days, and not more than nine months, prior to the toddler's third birthday COMAR 13A.13.01.09	100%	100%	Met	Target met. No further action required. Subsequent data demonstrated correction of the previous noncompliance identified in FFY 18-19 within one year of the written finding.	94.92%	100%
	Correction of Noncompliance COMAR 13A.13.02.04	100%	100%	Met	Target met. No further action required.	100%	100%
	Timely and valid data	100%	100%	Met	Data and reports submitted in a timely and accurate manner. No further action required.	100%	100%
	Number of complaints filed	NA	0	NA	No further action required.	0	0
	Number of State complaints identified with violation(s)	NA	0	NA	No further action required.	0	0

Calvert County Infants and Toddlers Program
Annual Data on Part C State Performance Plan (SPP) Priority Indicators
for the Period July 1, 2019 – June 30, 2020

Part C Annual SPP Performance Report							
SPP/APR Indicators		FFY 2019 (SFY 2020)			Action Required	Previous Results	
 Results Indicator	 Compliance Indicator	State Target	Local Results	Target Met		FFY 2018	FFY 2017
	Number of State findings from State complaints corrected in a timely manner	NA	0	NA	No further action required.	0	0
	Number of due process hearings filed	NA	0	NA	No further action required.	0	0
	Number of due process hearings identified with violations	NA	0	NA	No further action required.	0	0
	Fiscal Accountability: Number of findings identified	NA	0	NA	No further action required.	0	0



Karen B. Salmon, Ph.D.
State Superintendent of Schools

April 21, 2021

Dr. Patricia W. Saelens
Superintendent
Caroline County Public Schools
204 Franklin Street
Denton, MD 21629

Dear Dr. Saelens:

The Maryland State Department of Education (MSDE), Division of Early Intervention and Special Education Services (DEI/SES) is required by the United States Department of Education (USDE), Office of Special Education Programs (OSEP) to make determinations annually regarding the performance of each local Infants and Toddlers Program (LITP) using one of the following four determination categories: “Meets Requirements,” “Needs Assistance,” “Needs Intervention,” or “Needs Substantial Intervention” [34 CFR §§303.700 and 300.703]. The MSDE, DEI/SES uses a results-based rubric for given indicators to evaluate each local Infants and Toddlers Program’s performance in meeting the State’s identified targets. For Federal Fiscal Year (FFY) 2019 determinations, the Caroline County Public Schools Infants and Toddlers Program has achieved the determination status of “**Meets Requirements.**”

Attached please find supporting documents:

1. *FFY 2019 Determination Overview* (identifies the Part C Indicators used to assign a local determination on page 1 – please note that fiscal and complaints/due process hearing data continues to be used);
2. *FFY 2019 Local Determination Scoring Criteria* (provides a six-year graduated results driven accountability plan used to make a local determination by year);
3. *FFY 2019 Annual Report Card on SPP/APR Part C Indicators* (provides a three-year local data analysis and required actions); and
4. *DEI/SES Differentiated Framework: Tiers of Supervision and Support* (provides the framework used by the DEI/SES to guide the level of monitoring and corresponding level of performance support provided to LITPs).

To implement a results-driven accountability system, we continue to focus on the three child outcome indicators. In 2015, a revised baseline was required and new targets established. Please see the attached *Part C Child Outcomes Baselines and Targets for Local Determinations* document. The DEI/SES has developed one set of baselines and targets that are inclusive of both children who receive services from birth to three and children who receive services through an Extended IFSP. The decision to examine child outcomes as one group independent of age was unanimously supported by LITP Directors and Preschool Coordinators through a stakeholder discussion held in 2014. Please note the attached revised baseline and targets for local determinations of Maryland’s LITPs will not be included in Maryland’s Annual Performance Report (APR) to OSEP. For federal reporting, OSEP requested that Maryland report child outcomes data for children birth to three years separately from child outcomes data for children older than three so that comparisons could be made with other states that are not serving children through an IFSP after age three.

The shift to a more balanced accountability approach does not relieve the DEI/SES from ensuring compliance, correction of identified noncompliance, and the receipt of timely and accurate data. As a result of the accountability shift to an increased emphasis on results, an LITP’s determination status may be impacted in the future.

The DEI/SES continues to recognize and value the commitment and delivery of high-quality services implemented by each (LITP). For the FFY2019 local determinations, data were collected from July 1, 2019 to June 30, 2020. While the majority of data used in FFY 2019 local determinations reflect program performance prior to the COVID-19 pandemic, the required local program responsive actions will be implemented during the recovery period. With the new need to support pandemic recovery efforts, the DEI/SES has revisited the previously disseminated determination criteria and has readjusted. For FFY 2019, the DEI/SES did not increase the number of results indicators required to "Meet Requirements." It is anticipated that the FFY 2020 criteria will include an increase in results indicators.

To support Maryland's commitment to narrow the opportunity and achievement gaps for infants, toddlers, and young children with disabilities and their families, the implementation of the *DEI/SES Strategic Plan: Moving Maryland Forward* provides a statewide differentiated framework for general supervision and performance support. Based upon comprehensive data analysis (including the SPP/APR local determination status), the Caroline County Public Schools Infants and Toddlers Program has been assigned the "**Universal**" tier for the delivery of the DEI/SES technical assistance model for results. LITPs assigned to the Universal tier will receive a comprehensive monitoring from the DEI/SES every four years.

LITPs are strongly encouraged to work closely with their Local Interagency Coordinating Council (LICC) and Family Support Centers to perform an analysis of local data and infrastructure. The analysis should guide the development of strategies for data-informed decision-making, increased parent partnerships, strategic collaboration, and the use of evidence-based practices to improve the results for infants, toddlers, and young children with disabilities and their families. As we continue this shift in focus to results-driven accountability, the MSDE, DEI/SES will provide State and local professional learning opportunities.

Thank you for your hard work and commitment to excellence, equity, and efficiency. The MSDE is committed to supporting the efforts of the Caroline County Public Schools Infants and Toddlers Program to improve results for infants, toddlers, and preschool age children with disabilities and their families. If you have any questions or wish to request technical assistance, please do not hesitate to call me at 410-767-0238.

Sincerely,



Marcella E. Franczkowski, M.S.
Assistant State Superintendent
Division of Early Intervention and
Special Education Services

MEF/BMM/mj

Attachments

c: Dr. Karen B. Salmon
Dr. Carol A. Williamson
Ms. Elizabeth Anthony
Ms. Carissa Hollinger
Branch Chiefs

Caroline County Infants and Toddlers Program
Annual Data on Part C State Performance Plan (SPP) Priority Indicators
for the Period July 1, 2019 – June 30, 2020

Part C Annual SPP Performance Report								
SPP/APR Indicators <div>Results Indicator</div> <div>Compliance Indicator</div>			FFY 2019 (SFY 2020)		Action Required	Previous Results		
			State Target	Local Results		Target Met	FFY 2018	FFY 2017
2	Infants and Toddlers with IFSPs who receive services in natural environments COMAR 13A.13.01.07		94.50%	100%	Met	Target met. No further action required.	100%	100%
2 Ext IFSP	Infants and Toddlers with IFSPs who receive services in natural environments COMAR 13A.13.01.07		94.50%	100%	Met	Target met. No further action required.	100%	100%
3A	Birth - 4 Outcomes: Use of social – emotional skills COMAR 13A.13.01.08	1. Exits with substantial growth	60.37%	53.57%	Not Met	Target not met. Submit an Improvement Plan within 30 days from the date of this letter; identify the root causes and evidence-based practices to demonstrate improved child results.	58.33%	66.67%
		2. Exits within age expectations	60.64%	48.48%	Not Met	Target not met. Submit an Improvement Plan within 30 days from the date of this letter; identify the root causes and evidence-based practices to demonstrate improved child results.	44.00%	50.00%
3B	Birth - 4 Outcomes: Use of knowledge and skills COMAR 13A.13.01.08	1. Exits with substantial growth	63.71%	67.86%	Met	Target met. No further action required.	76.00%	81.25%
		2. Exits within age expectations	55.53%	51.72%	Not Met	Target not met. Submit an Improvement Plan within 30 days from the date of this letter; identify the root causes and evidence-based practices to demonstrate improved child results.	44.00%	33.33%
3C	Birth - 4 Outcomes: Use of appropriate behaviors COMAR 13A.13.01.08	1. Exits with substantial growth	70.50%	67.86%	Not Met	Target not met. Submit an Improvement Plan within 30 days from the date of this letter; identify the root causes and evidence-based practices to demonstrate improved child results.	82.61%	82.35%
		2. Exits within age expectations	51.02%	55.17%	Met	Target met. No further action required.	48.00%	61.11%

Caroline County Infants and Toddlers Program
Annual Data on Part C State Performance Plan (SPP) Priority Indicators
for the Period July 1, 2019 – June 30, 2020

4A	Families who report EIS helped them know their rights 20 U.S.C. 1416a(3)(A) and 1442	93.00%	100%	Met	Target met. No further action required.	97.06%	100%
4B	Families who report EIS helped them communicate their child's needs 20 U.S.C. 1416a(3)(A) and 1442	92.50%	100%	Met	Target met. No further action required.	93.94%	94.12%
4C	Families who report EIS helped them help their children develop and learn 20 U.S.C. 1416a(3)(A) and 1442	92.00%	100%	Met	Target met. No further action required.	100%	100%
5	Children birth to one served as a percentage of the population birth to one COMAR 13A.13.02.04	1.56%	3.05%	Met	Target met. No further action required.	2.59%	2.54%
6	Children birth to three served as a percentage of the population birth to 3 COMAR 13A.13.02.04	3.30%	3.46%	Met	Target met. No further action required.	3.81%	3.23%
1	Timely Delivery of IFSP Services COMAR 13A.13.01.07	100%	100%	Met	Target met. No further action required.	100%	100%
7	Percentage of toddlers for whom the evaluation and the initial IFSP was within 45 days from the date of referral COMAR 13A.13.01.07	100%	100%	Met	Target met. No further action required.	100%	100%
8A	Percentage of toddlers exiting Part C for whom transition steps and services were added to the IFSP at least 90 days, and not more than nine months, prior to the toddler's third birthday COMAR 13A.13.01.09	100%	100%	Met	Target met. No further action required.	100%	100%
8B	Percentage of toddlers for whom the LEA and SEA were notified of potential Part B eligibility at least 90 days prior to the third birthday COMAR 13A.13.01.09	100%	100%	Met	Target met. No further action required.	100%	100%
8C	Percentage of children for whom the transition conference was held 90 days, and not more than nine months, prior to the toddler's third birthday COMAR 13A.13.01.09	100%	100%	Met	Target met. No further action required.	100%	100%
	Correction of Noncompliance COMAR 13A.13.02.04	100%	100%	Met	Target met. No further action required.	100%	100%

Caroline County Infants and Toddlers Program
Annual Data on Part C State Performance Plan (SPP) Priority Indicators
for the Period July 1, 2019 – June 30, 2020

	Timely and valid data	100%	100%	Met	Data and reports submitted in a timely and accurate manner. No further action required.	100%	100%
	Number of complaints filed	NA	0	NA	No further action required.	0	0
	Number of State complaints identified with violation(s)	NA	0	NA	No further action required.	0	0
	Number of State findings from State complaints corrected in a timely manner	NA	0	NA	No further action required.	0	0
	Number of due process hearings file	NA	0	NA	No further action required.	0	0
	Number of due process hearings identified with violations	NA	0	NA	No further action required.	0	0
	Fiscal Accountability: Number of findings identified	NA	0	NA	No further action required.	0	0



Karen B. Salmon, Ph.D.
State Superintendent of Schools

April 20, 2021

Dr. Steven A. Lockard
Superintendent
Carroll County Public Schools
125 North Court Street
Westminster, MD 21157

Dear Dr. Lockard:

The Maryland State Department of Education (MSDE), Division of Early Intervention and Special Education Services (DEI/SES) is required by the United States Department of Education (USDE), Office of Special Education Programs (OSEP) to make determinations annually regarding the performance of each local Infants and Toddlers Program (LITP) using one of the following four determination categories: “Meets Requirements,” “Needs Assistance,” “Needs Intervention,” or “Needs Substantial Intervention” [34 CFR §§303.700 and 300.703]. The MSDE, DEI/SES uses a results-based rubric for given indicators to evaluate each local Infants and Toddlers Program’s performance in meeting the State’s identified targets. For Federal Fiscal Year (FFY) 2019 determinations, the Carroll County Infants and Toddlers Program has achieved the determination status of **“Needs Assistance – Year 1.”**

Attached please find supporting documents:

1. *FFY 2019 Determination Overview* (identifies the Part C Indicators used to assign a local determination on page 1 – please note that fiscal and complaints/due process hearing data continues to be used);
2. *FFY 2019 Local Determination Scoring Criteria* (provides a six-year graduated results driven accountability plan used to make a local determination by year);
3. *FFY 2019 Annual Report Card on SPP/APR Part C Indicators* (provides a three-year local data analysis and required actions); and
4. *DEI/SES Differentiated Framework: Tiers of Supervision and Support* (provides the framework used by the DEI/SES to guide the level of monitoring and corresponding level of performance support provided to LITPs).

To implement a results-driven accountability system, we continue to focus on the three child outcome indicators. In 2015, a revised baseline was required and new targets established. Please see the attached *Part C Child Outcomes Baselines and Targets for Local Determinations* document. The DEI/SES has developed one set of baselines and targets that are inclusive of both children who receive services from birth to three and children who receive services through an Extended IFSP. The decision to examine child outcomes as one group independent of age was unanimously supported by LITP Directors and Preschool Coordinators through a stakeholder discussion held in 2014. Please note the attached revised baseline and targets for local determinations of Maryland’s LITPs will not be included in Maryland’s Annual Performance Report (APR) to OSEP. For federal reporting, OSEP requested that Maryland report child outcomes data for children birth to three years separately from child outcomes data for children older than three so that comparisons could be made with other states that are not serving children through an IFSP after age three.

The shift to a more balanced accountability approach does not relieve the DEI/SES from ensuring compliance, correction of identified noncompliance, and the receipt of timely and accurate data. As a result of the accountability shift to an increased emphasis on results, an LITP's determination status may be impacted in the future.

The DEI/SES continues to recognize and value the commitment and delivery of high-quality services implemented by each local Infants and Toddlers Program (LITP). For the FFY2019 local determinations, data were collected from July 1, 2019 to June 30, 2020. While the majority of data used in FFY 2019 local determinations reflect program performance prior to the COVID-19 pandemic, the required local program responsive actions will be implemented during the recovery period. With the new need to support pandemic recovery efforts, the DEI/SES has revisited the previously disseminated determination criteria and has readjusted. For FFY 2019, the DEI/SES did not increase the number of results indicators required to "Meet Requirements." It is anticipated that the FFY 2020 criteria will include an increase in results indicators.

To support Maryland's commitment to narrow the opportunity and achievement gaps for infants, toddlers, and young children with disabilities and their families, the implementation of the *DEI/SES Strategic Plan: Moving Maryland Forward* provides a statewide differentiated framework for general supervision and performance support. Based upon comprehensive data analysis (including the SPP/APR local determination status), the Carroll County Infants and Toddlers Program has been assigned the "Universal" tier for the delivery of the DEI/SES technical assistance model for results. LITPs assigned to the Universal tier will receive a comprehensive monitoring from the DEI/SES every four years.

Local Infants and Toddlers Programs are strongly encouraged to work closely with their Local Interagency Coordinating Council (LICC) and Family Support Centers to perform an analysis of local data and infrastructure. The analysis should guide the development of strategies for data-informed decision-making, increased parent partnerships, strategic collaboration, and the use of evidence-based practices to improve the results for infants, toddlers, and young children with disabilities and their families. As we continue this shift in focus to results-driven accountability, the MSDE, DEI/SES will provide State and local professional learning opportunities.

Thank you for your hard work and commitment to excellence, equity, and efficiency. The MSDE is committed to supporting the efforts of the Carroll County Infants and Toddlers Program to improve results for infants, toddlers, and preschool age children with disabilities and their families. If you have any questions or wish to request technical assistance, please do not hesitate to call me at 410-767-0238.

Sincerely,



Marcella E. Franczkowski, M.S.
Assistant State Superintendent
Division of Early Intervention and
Special Education Services

MEF/BMM/mj

Attachments

c: Dr. Karen B. Salmon
Dr. Carol A. Williamson
Mr. Nicholas Shockney
Ms. Inez Marvel
Branch Chiefs



Carroll County Infants and Toddlers Program
Annual Data on Part C State Performance Plan (SPP) Priority Indicators
for the Period July 1, 2019 – June 30, 2020

Part C Annual SPP Performance Report								
SPP/APR Indicators <div><div></div> Results Indicator</div> <div><div></div> Compliance Indicator</div>			FFY 2019 (SFY 2020)			Action Required	Previous Results	
			State Target	Local Results	Target Met		FFY 2018	FFY 2017
2	Infants and Toddlers with IFSPs who receive services in natural environments COMAR 13A.13.01.07		94.50%	98.11%	Met	Target met. No further action required.	97.69%	96.91%
2 Ext IFSP	Infants and Toddlers with IFSPs who receive services in natural environments COMAR 13A.13.01.07		94.50%	100%	Met	Target met. No further action required.	100%	100%
3A	Birth - 4 Outcomes: Use of social – emotional skills COMAR 13A.13.01.08	1. Exits with substantial growth	60.37%	36.11%	Not Met	Target not met. Submit an Improvement Plan within 30 days from the date of this letter; identify the root causes and evidence-based practices to demonstrate improved child results.	56.31%	58.12%
		2. Exits within age expectations	60.64%	44.68%	Not Met	Target not met. Submit an Improvement Plan within 30 days from the date of this letter; identify the root causes and evidence-based practices to demonstrate improved child results.	55.80%	55.15%
3B	Birth - 4 Outcomes: Use of knowledge and skills COMAR 13A.13.01.08	1. Exits with substantial growth	63.71%	42.47%	Not Met	Target not met. Submit an Improvement Plan within 30 days from the date of this letter; identify the root causes and evidence-based practices to demonstrate improved child results.	58.65%	59.54%
		2. Exits within age expectations	55.53%	42.55%	Not Met	Target not met. Submit an Improvement Plan within 30 days from the date of this letter; identify the root causes and evidence-based practices to demonstrate improved child results.	55.80%	53.94%



Carroll County Infants and Toddlers Program
Annual Data on Part C State Performance Plan (SPP) Priority Indicators
for the Period July 1, 2019 – June 30, 2020

3C	Birth - 4 Outcomes: Use of appropriate behaviors COMAR 13A.13.01.08	1. Exits with substantial growth	70.50%	61.90%	Not Met	Target not met. Submit an Improvement Plan within 30 days from the date of this letter; identify the root causes and evidence-based practices to demonstrate improved child results.	64.52%	67.76%
		2. Exits within age expectations	51.02%	44.68%	Not Met	Target not met. Submit an Improvement Plan within 30 days from the date of this letter; identify the root causes and evidence-based practices to demonstrate improved child results.	52.90%	49.09%
4A	Families who report EIS helped them know their rights 20 U.S.C. 1416a(3)(A) and 1442		93.00%	95.83%	Met	Target met. No further action required.	94.64%	100%
4B	Families who report EIS helped them communicate their child's needs 20 U.S.C. 1416a(3)(A) and 1442		92.50%	95.83%	Met	Target met. No further action required.	94.44%	96.55%
4C	Families who report EIS helped them help their children develop and learn 20 U.S.C. 1416a(3)(A) and 1442		92.00%	95.83%	Met	Target met. No further action required.	92.59%	96.55%
5	Children birth to one served as a percentage of the population birth to one COMAR 13A.13.02.04		1.56%	2.06%	Met	Target met. No further action required.	1.83%	2.53%
6	Children birth to three served as a percentage of the population birth to 3 COMAR 13A.13.02.04		3.30%	3.02%	Not Met	Target not met. Submit an Improvement Plan within 30 days from the date of this letter; identify the root causes and evidence-based practices to demonstrate improved child results.	3.23%	3.65%

Carroll County Infants and Toddlers Program
Annual Data on Part C State Performance Plan (SPP) Priority Indicators
for the Period July 1, 2019 – June 30, 2020

Part C Annual SPP Performance Report							
SPP/APR Indicators		FFY 2019 (SFY 2020)			Action Required	Previous Results	
 Results Indicator	 Compliance Indicator	State Target	Local Results	Target Met		FFY 2018	FFY 2017
1	Timely Delivery of IFSP Services COMAR 13A.13.01.07	100%	99.49%	Not Met	Target not met. Submit an Improvement Plan within 30 days from the date of this letter; identify the root causes and evidence-based practices to demonstrate improved child results. Correction of the noncompliance must be demonstrated and verified within 1 year of this letter. Subsequent data demonstrated correction of the previous noncompliance identified in FFY 18-19 within one year of the written finding.	99.48%	99.51%
7	Percentage of toddlers for whom the evaluation and the initial IFSP was within 45 days from the date of referral COMAR 13A.13.01.07	100%	98.88%	Not Met	Target not met. Submit an Improvement Plan within 30 days from the date of this letter; identify the root causes and evidence-based practices to demonstrate improved child results. Correction of the noncompliance must be demonstrated and verified within 1 year of this letter. Subsequent data demonstrated correction of the previous noncompliance identified in FFY 18-19 within one year of the written finding.	99.50%	100%
8A	Percentage of toddlers exiting Part C for whom transition steps and services were added to the IFSP at least 90 days, and not more than nine months, prior to the toddler's third birthday COMAR 13A.13.01.09	100%	97.14%	Not Met	Target not met. Submit an Improvement Plan within 30 days from the date of this letter; identify the root causes and evidence-based practices to demonstrate improved child results. Correction of the noncompliance must be demonstrated and verified within 1 year of this letter.	100%	100%
8B	Percentage of toddlers for whom the LEA and SEA were notified of potential Part B eligibility at least 90 days prior to the third birthday COMAR 13A.13.01.09	100%	100%	Met	Target met. No further action required.	100%	100%

Carroll County Infants and Toddlers Program
Annual Data on Part C State Performance Plan (SPP) Priority Indicators
for the Period July 1, 2019 – June 30, 2020

Part C Annual SPP Performance Report							
SPP/APR Indicators		FFY 2019 (SFY 2020)			Action Required	Previous Results	
 Results Indicator	 Compliance Indicator	State Target	Local Results	Target Met		FFY 2018	FFY 2017
8C	Percentage of children for whom the transition conference was held 90 days, and not more than nine months, prior to the toddler's third birthday COMAR 13A.13.01.09	100%	95.59%	Not Met	Target not met. Submit an Improvement Plan within 30 days from the date of this letter; identify the root causes and evidence-based practices to demonstrate improved child results. Correction of the noncompliance must be demonstrated and verified within 1 year of this letter.	100%	98.88%
	Correction of Noncompliance COMAR 13A.13.02.04	100%	100%	Met	Target met. No further action required.	100%	100%
	Timely and valid data	100%	100%	Met	Data and reports submitted in a timely and accurate manner. No further action required.	100%	100%
	Number of complaints filed	NA	0	NA	No further action required.	1	0
	Number of State complaints identified with violation(s)	NA	0	NA	No further action required.	0	0
	Number of State findings from State complaints corrected in a timely manner	NA	0	NA	No further action required.	0	0
	Number of due process hearings filed	NA	0	NA	No further action required.	0	0
	Number of due process hearings identified with violations	NA	0	NA	No further action required.	0	0
	Fiscal Accountability: Number of findings identified	NA	0	NA	No further action required.	0	0%

**Carroll County Infants and Toddlers Program
Annual Data on Part C State Performance Plan (SPP) Priority Indicators
for the Period July 1, 2019 – June 30, 2020**



Karen B. Salmon, Ph.D.
State Superintendent of Schools

April 21, 2021

Dr. Jeffrey A. Lawson
Superintendent
Cecil County Public Schools
201 Booth Street
Elkton, MD 21921

Dear Dr. Lawson:

The Maryland State Department of Education (MSDE), Division of Early Intervention and Special Education Services (DEI/SES) is required by the United States Department of Education (USDE), Office of Special Education Programs (OSEP) to make determinations annually regarding the performance of each local Infants and Toddlers Program (LITP) using one of the following four determination categories: “Meets Requirements,” “Needs Assistance,” “Needs Intervention,” or “Needs Substantial Intervention” [34 CFR §§303.700 and 300.703]. The MSDE, DEI/SES uses a results-based rubric for given indicators to evaluate each local Infants and Toddlers Program’s performance in meeting the State’s identified targets. For Federal Fiscal Year (FFY) 2019 determinations, the Cecil County Infants and Toddlers Program has achieved the determination status of **“Meets Requirements.”**

Attached please find supporting documents:

1. *FFY 2019 Determination Overview* (identifies the Part C Indicators used to assign a local determination on page 1 – please note that fiscal and complaints/due process hearing data continues to be used);
2. *FFY 2019 Local Determination Scoring Criteria* (provides a six-year graduated results driven accountability plan used to make a local determination by year);
3. *FFY 2019 Annual Report Card on SPP/APR Part C Indicators* (provides a three-year local data analysis and required actions); and
4. *DEI/SES Differentiated Framework: Tiers of Supervision and Support* (provides the framework used by the DEI/SES to guide the level of monitoring and corresponding level of performance support provided to LITPs).

To implement a results-driven accountability system, we continue to focus on the three child outcome indicators. In 2015, a revised baseline was required and new targets established. Please see the attached *Part C Child Outcomes Baselines and Targets for Local Determinations* document. The DEI/SES has developed one set of baselines and targets that are inclusive of both children who receive services from birth to three and children who receive services through an Extended IFSP. The decision to examine child outcomes as one group independent of age was unanimously supported by LITP Directors and Preschool Coordinators through a stakeholder discussion held in 2014. Please note the attached revised baseline and targets for local determinations of Maryland’s LITPs will not be included in Maryland’s Annual Performance Report (APR) to OSEP. For federal reporting, OSEP requested that Maryland report child outcomes data for children birth to three years separately from child outcomes data for children older than three so that comparisons could be made with other states that are not serving children through an IFSP after age three.

The shift to a more balanced accountability approach does not relieve the DEI/SES from ensuring compliance, correction of identified noncompliance, and the receipt of timely and accurate data. As a result of the accountability shift to an increased emphasis on results, an LITP’s determination status may be impacted in the future.

The DEI/SES continues to recognize and value the commitment and delivery of high-quality services implemented by each local (LITP). For the FFY2019 local determinations, data were collected from July 1, 2019 to June 30, 2020. While the majority of data used in FFY 2019 local determinations reflect program performance prior to the COVID-19 pandemic, the required local program responsive actions will be implemented during the recovery period. With the new need to support pandemic recovery efforts, the DEI/SES has revisited the previously disseminated determination criteria and has readjusted. For FFY 2019, the DEI/SES did not increase the number of results indicators required to "Meet Requirements." It is anticipated that the FFY 2020 criteria will include an increase in results indicators.

To support Maryland's commitment to narrow the opportunity and achievement gaps for infants, toddlers, and young children with disabilities and their families, the implementation of the *DEI/SES Strategic Plan: Moving Maryland Forward* provides a statewide differentiated framework for general supervision and performance support. Based upon comprehensive data analysis (including the SPP/APR local determination status), the Cecil County Infants and Toddlers Program has been assigned the "**Universal**" tier for the delivery of the DEI/SES technical assistance model for results. LITPs assigned to the Universal tier will receive a comprehensive monitoring from the DEI/SES every four years.

LITPs are strongly encouraged to work closely with their Local Interagency Coordinating Council (LICC) and Family Support Centers to perform an analysis of local data and infrastructure. The analysis should guide the development of strategies for data-informed decision-making, increased parent partnerships, strategic collaboration, and the use of evidence-based practices to improve the results for infants, toddlers, and young children with disabilities and their families. As we continue this shift in focus to results-driven accountability, the MSDE, DEI/SES will provide State and local professional learning opportunities.

Thank you for your hard work and commitment to excellence, equity, and efficiency. The MSDE is committed to supporting the efforts of the Cecil County Infants and Toddlers Program to improve results for infants, toddlers, and preschool age children with disabilities and their families. If you have any questions or wish to request technical assistance, please do not hesitate to call me at 410-767-0238.

Sincerely,



Marcella E. Franczkowski, M.S.
Assistant State Superintendent
Division of Early Intervention and
Special Education Services

MEF/BMM/mj

Attachments

c: Dr. Karen B. Salmon
Dr. Carol A. Williamson
Ms. Sarah J. Farr
Ms. Jennifer Ayers
Branch Chief

Cecil County Infants and Toddlers Program
Annual Data on Part C State Performance Plan (SPP) Priority Indicators
for the Period July 1, 2019 – June 30, 2020

Part C Annual SPP Performance Report								
SPP/APR Indicators <div>Results Indicator</div> <div>Compliance Indicator</div>			FFY 2019 (SFY 2020)		Action Required	Previous Results		
			State Target	Local Results		Target Met	FFY 2018	FFY 2017
2	Infants and Toddlers with IFSPs who receive services in natural environments COMAR 13A.13.01.07		94.50%	100%	Met	Target met. No further action required.	100%	99.17%
2 Ext IFSP	Infants and Toddlers with IFSPs who receive services in natural environments COMAR 13A.13.01.07		94.50%	100%	Met	Target met. No further action required.	100%	100%
3A	Birth - 4 Outcomes: Use of social – emotional skills COMAR 13A.13.01.08	1. Exits with substantial growth	60.37%	64.71%	Met	Target met. No further action required.	61.02%	64.18%
		2. Exits within age expectations	60.64%	61.06%	Met	Target met. No further action required.	61.73%	52.50%
3B	Birth - 4 Outcomes: Use of knowledge and skills COMAR 13A.13.01.08	1. Exits with substantial growth	63.71%	62.50%	Not Met	Target not met. Submit an Improvement Plan within 30 days from the date of this letter; identify the root causes and evidence-based practices to demonstrate improved child results.	59.68%	65.71%
		2. Exits within age expectations	55.53%	54.87%	Not Met	Target not met. Submit an Improvement Plan within 30 days from the date of this letter; identify the root causes and evidence-based practices to demonstrate improved child results.	61.73%	48.75%
3C	Birth - 4 Outcomes: Use of appropriate behaviors COMAR 13A.13.01.08	1. Exits with substantial growth	70.50%	67.33%	Not Met	Target not met. Submit an Improvement Plan within 30 days from the date of this letter; identify the root causes and evidence-based practices to demonstrate improved child results.	70.00%	67.11%
		2. Exits within age expectations	51.02%	57.52%	Met	Target met. No further action required.	55.56%	42.50%
4A	Families who report EIS helped them know their		93.00%	100%	Met	Target met. No further action required.	98.39%	100%

Cecil County Infants and Toddlers Program
Annual Data on Part C State Performance Plan (SPP) Priority Indicators
for the Period July 1, 2019 – June 30, 2020

	rights 20 U.S.C. 1416a(3)(A) and 1442						
4B	Families who report EIS helped them communicate their child's needs 20 U.S.C. 1416a(3)(A) and 144	92.50%	66.67%	Not Met	Target not met. Submit an Improvement Plan within 30 days from the date of this letter; identify the root causes and evidence-based practices to demonstrate improved child results.	100%	96.92%
4C	Families who report EIS helped them help their children develop and learn 20 U.S.C. 1416a(3)(A) and 1442	92.00%	66.67%	Not Met	Target not met. Submit an Improvement Plan within 30 days from the date of this letter; identify the root causes and evidence-based practices to demonstrate improved child results.	98.33%	98.41%
5	Children birth to one served as a percentage of the population birth to one COMAR 13A.13.02.04	1.56%	2.29%	Met	Target met. No further action required.	2.61%	1.20%
6	Children birth to three served as a percentage of the population birth to 3 COMAR 13A.13.02.04	3.30%	4.85%	Met	Target met. No further action required.	4.63%	3.44%
1	Timely Delivery of IFSP Services COMAR 13A.13.01.07	100%	100%	Met	Target met. No further action required.	100%	97.66%
7	Percentage of toddlers for whom the evaluation and the initial IFSP was within 45 days from the date of referral COMAR 13A.13.01.07	100%	100%	Met	Target met. No further action required	100%	100%
8A	Percentage of toddlers exiting Part C for whom transition steps and services were added to the IFSP at least 90 days, and not more than nine months, prior to the toddler's third birthday COMAR 13A.13.01.09	100%	95.77%	Not Met	Target not met. Submit an Improvement Plan within 30 days from the date of this letter; identify the root causes and evidence-based practices to demonstrate improved child results. Correction of the noncompliance must be demonstrated and	97.18%	100%

Cecil County Infants and Toddlers Program
Annual Data on Part C State Performance Plan (SPP) Priority Indicators
for the Period July 1, 2019 – June 30, 2020

					verified within 1 year of this letter. Subsequent data demonstrated correction of the previous noncompliance identified in FFY 18-19 within one year of the written finding.		
8B	Percentage of toddlers for whom the LEA and SEA were notified of potential Part B eligibility at least 90 days prior to the third birthday COMAR 13A.13.01.09	100%	100%	Met	Target met. No further action required.	100%	100%
8C	Percentage of children for whom the transition conference was held 90 days, and not more than nine months, prior to the toddler's third birthday COMAR 13A.13.01.09	100%	100%	Met	Target met. No further action required. Subsequent data demonstrated correction of the previous noncompliance identified in FFY 18-19 within one year of the written finding.	97.14%	98.51%
	Correction of Noncompliance COMAR 13A.13.02.04	100%	100%	Met	Target met. No further action required.	100%	100%
	Timely and valid data	100%	100%	Met	Data and reports submitted in a timely and accurate manner. No further action required.	100%	100%
	Number of complaints filed	NA	0	NA	No further action required.	0	0
	Number of State complaints identified with violation(s)	NA	0	NA	No further action required.	0	0
	Number of State findings from State complaints corrected in a timely manner	NA	0	NA	No further action required.	0	0
	Number of due process hearings filed	NA	0	NA	No further action required.	0	0
	Number of due process hearings identified with violations	NA	0	NA	No further action required.	0	0
	Fiscal Accountability: Number of findings identified	NA	0	NA	No further action required.	0	0



Karen B. Salmon, Ph.D.
State Superintendent of Schools

April 21, 2021

Dr. Kimberly Hill
Superintendent
Charles County Public Schools
P.O. Box 2770
LaPlata, MD 20646

Dear Dr. Hill:

The Maryland State Department of Education (MSDE), Division of Early Intervention and Special Education Services (DEI/SES) is required by the United States Department of Education (USDE), Office of Special Education Programs (OSEP) to make determinations annually regarding the performance of each local Infants and Toddlers Program (LITP) using one of the following four determination categories: “Meets Requirements,” “Needs Assistance,” “Needs Intervention,” or “Needs Substantial Intervention” [34 CFR §§303.700 and 300.703]. The MSDE, DEI/SES uses a results-based rubric for given indicators to evaluate each local Infants and Toddlers Program’s performance in meeting the State’s identified targets. For Federal Fiscal Year (FFY) 2019 determinations, the Charles County Infants and Toddlers Program has achieved the determination status of **“Meets Requirements.”**

Attached please find supporting documents:

1. *FFY 2019 Determination Overview* (identifies the Part C Indicators used to assign a local determination on page 1 – please note that fiscal and complaints/due process hearing data continues to be used);
2. *FFY 2019 Local Determination Scoring Criteria* (provides a six-year graduated results driven accountability plan used to make a local determination by year);
3. *FFY 2019 Annual Report Card on SPP/APR Part C Indicators* (provides a three-year local data analysis and required actions); and
4. *DEI/SES Differentiated Framework: Tiers of Supervision and Support* (provides the framework used by the DEI/SES to guide the level of monitoring and corresponding level of performance support provided to LITPs).

To implement a results-driven accountability system, we continue to focus on the three child outcome indicators. In 2015, a revised baseline was required and new targets established. Please see the attached *Part C Child Outcomes Baselines and Targets for Local Determinations* document. The DEI/SES has developed one set of baselines and targets that are inclusive of both children who receive services from birth to three and children who receive services through an Extended IFSP. The decision to examine child outcomes as one group independent of age was unanimously supported by LITP Directors and Preschool Coordinators through a stakeholder discussion held in 2014. Please note the attached revised baseline and targets for local determinations of Maryland’s LITPs will not be included in Maryland’s Annual Performance Report (APR) to OSEP. For federal reporting, OSEP requested that Maryland report child outcomes data for children birth to three years separately from child outcomes data for children older than three so that comparisons could be made with other states that are not serving children through an IFSP after age three.

The shift to a more balanced accountability approach does not relieve the DEI/SES from ensuring compliance, correction of identified noncompliance, and the receipt of timely and accurate data. As a result of the accountability shift to an increased emphasis on results, an LITP’s determination status may be impacted in the future.

The DEI/SES continues to recognize and value the commitment and delivery of high-quality services implemented by each (LITP). For the FFY2019 local determinations, data were collected from July 1, 2019 to June 30, 2020. While the majority of data used in FFY 2019 local determinations reflect program performance prior to the COVID-19 pandemic, the required local program responsive actions will be implemented during the recovery period. With the new need to support pandemic recovery efforts, the DEI/SES has revisited the previously disseminated determination criteria and has readjusted. For FFY 2019, the DEI/SES did not increase the number of results indicators required to "Meet Requirements." It is anticipated that the FFY 2020 criteria will include an increase in results indicators.

To support Maryland's commitment to narrow the opportunity and achievement gaps for infants, toddlers, and young children with disabilities and their families, the implementation of the *DEI/SES Strategic Plan: Moving Maryland Forward* provides a statewide differentiated framework for general supervision and performance support. Based upon comprehensive data analysis (including the SPP/APR local determination status), the Charles County Infants and Toddlers Program has been assigned the "**Universal**" tier for the delivery of the DEI/SES technical assistance model for results. LITPs assigned to the Universal tier will receive a comprehensive monitoring from the DEI/SES every four years.

Local Infants and Toddlers Programs are strongly encouraged to work closely with their Local Interagency Coordinating Council (LICC) and Family Support Centers to perform an analysis of local data and infrastructure. The analysis should guide the development of strategies for data-informed decision-making, increased parent partnerships, strategic collaboration, and the use of evidence-based practices to improve the results for infants, toddlers, and young children with disabilities and their families. As we continue this shift in focus to results-driven accountability, the MSDE, DEI/SES will provide State and local professional learning opportunities.

Thank you for your hard work and commitment to excellence, equity, and efficiency. The MSDE is committed to supporting the efforts of the Charles County Infants and Toddlers Program to improve results for infants, toddlers, and preschool age children with disabilities and their families. If you have any questions or wish to request technical assistance, please do not hesitate to call me at 410-767-0238.

Sincerely,



Marcella E. Franczkowski, M.S.
Assistant State Superintendent
Division of Early Intervention and
Special Education Services

MEF/BMM/mj

Attachments

c: Dr. Karen B. Salmon
Dr. Carol A. Williamson
Dr. Arden Sotomayor
Ms. Sheila Myers
Branch Chief

Charles County Infants and Toddlers Program
Annual Data on Part C State Performance Plan (SPP) Priority Indicators
for the Period July 1, 2019 – June 30, 2020

Part C Annual SPP Performance Report								
SPP/APR Indicators <div>Results Indicator</div> <div>Compliance Indicator</div>			FFY 2019 (SFY 2020)			Action Required	Previous Results	
			State Target	Local Results	Target Met		FFY 2018	FFY 2017
2	Infants and Toddlers with IFSPs who receive services in natural environments COMAR 13A.13.01.07		94.50%	96.23%	Met	Target met. No further action required.	99.53%	100%
2 Ext IFSP	Infants and Toddlers with IFSPs who receive services in natural environments COMAR 13A.13.01.07		94.50%	100%	Met	Target met. No further action required.	100%	100%
3A	Birth - 4 Outcomes: Use of social – emotional skills COMAR 13A.13.01.08	1. Exits with substantial growth	60.37%	66.10%	Met	Target met. No further action required.	56.48%	68.61%
		2. Exits within age expectations	60.64%	36.92%	Not Met	Target not met. Submit an Improvement Plan within 30 days from the date of this letter; identify the root causes and evidence-based practices to demonstrate improved child results.	38.66%	46.79%
3B	Birth - 4 Outcomes: Use of knowledge and skills COMAR 13A.13.01.08	1. Exits with substantial growth	63.71%	72.73%	Met	Target met. No further action required.	66.07%	66.67%
		2. Exits within age expectations	55.53%	36.15%	Not Met	Target not met. Submit an Improvement Plan within 30 days from the date of this letter; identify the root causes and evidence-based practices to demonstrate improved child results.	38.66%	48.72%
3C	Birth - 4 Outcomes: Use of appropriate behaviors COMAR 13A.13.01.08	1. Exits with substantial growth	70.50%	71.20%	Met	Target met. No further action required.	70.09%	69.80%
		2. Exits within age expectations	51.02%	36.15%	Not Met	Target not met. Submit an Improvement Plan within 30 days from the date of this letter; identify the root causes and evidence-based practices to demonstrate improved child results.	37.82%	44.87%

Charles County Infants and Toddlers Program
Annual Data on Part C State Performance Plan (SPP) Priority Indicators
for the Period July 1, 2019 – June 30, 2020

4A	Families who report EIS helped them know their rights 20 U.S.C. 1416a(3)(A) and 1442	93.00%	100%	Met	Target met. No further action required.	97.83%	97.44%
4B	Families who report EIS helped them communicate their child's needs 20 U.S.C. 1416a(3)(A) and 1442	92.50%	100%	Met	Target met. No further action required.	96.81%	97.47%
4C	Families who report EIS helped them help their children develop and learn 20 U.S.C. 1416a(3)(A) and 1442	92.00%	95.83%	Met	Target met. No further action required.	96.74%	97.47%
5	Children birth to one served as a percentage of the population birth to one COMAR 13A.13.02.04	1.56%	1.68%	Met	Target met. No further action required.	2.79%	2.00%
6	Children birth to three served as a percentage of the population birth to 3 COMAR 13A.13.02.04	3.30%	3.76%	Met	Target met. No further action required.	3.79%	3.76%
1	Timely Delivery of IFSP Services COMAR 13A.13.01.07	100%	100%	Met	Target met. No further action required. Subsequent data demonstrated correction of the previous noncompliance identified in FFY 18-19 within one year of the written finding.	99.10%	100%
7	Percentage of toddlers for whom the evaluation and the initial IFSP was within 45 days from the date of referral COMAR 13A.13.01.07	100%	100%	Met	Target met. No further action required.	100%	100%
8A	Percentage of toddlers exiting Part C for whom transition steps and services were added to the IFSP at least 90 days, and not more than nine months, prior to the toddler's third birthday	100%	100%	Met	Target met. No further action required.	100%	100%

Charles County Infants and Toddlers Program
Annual Data on Part C State Performance Plan (SPP) Priority Indicators
for the Period July 1, 2019 – June 30, 2020

	COMAR 13A.13.01.09						
8B	Percentage of toddlers for whom the LEA and SEA were notified of potential Part B eligibility at least 90 days prior to the third birthday COMAR 13A.13.01.09	100%	100%	Met	Target met. No further action required.	100%	100%
8C	Percentage of children for whom the transition conference was held 90 days, and not more than nine months, prior to the toddler's third birthday COMAR 13A.13.01.09	100%	100%	Met	Target met. No further action required. Subsequent data demonstrated correction of the previous noncompliance identified in FFY 18-19 within one year of the written finding.	99.10%	100%
	Correction of Noncompliance COMAR 13A.13.02.04	100%	100%	Met	Target met. No further action required.	100%	100%
	Timely and valid data	100%	100%	Met	Data and reports submitted in a timely and accurate manner. No further action required.	<100%	100%
	Number of complaints filed	NA	0	NA	No further action required.	0	0
	Number of State complaints identified with violation(s)	NA	0	NA	No further action required.	0	0
	Number of State findings from State complaints corrected in a timely manner	NA	0	NA	No further action required.	0	0
	Number of due process hearings filed	NA	0	NA	No further action required.	0	0
	Number of due process hearings identified with violations	NA	0	NA	No further action required.	0	0
	Fiscal Accountability: Number of findings identified	NA	0	NA	No further action required.	0	0



Karen B. Salmon, Ph.D.
State Superintendent of Schools

April 21, 2021

Mr. W. David Bromwell, Jr.
Superintendent
Dorchester Co. Board of Education
700 Glasgow Street
Cambridge, MD 21613

Dear Mr. Bromwell:

The Maryland State Department of Education (MSDE), Division of Early Intervention and Special Education Services (DEI/SES) is required by the United States Department of Education (USDE), Office of Special Education Programs (OSEP) to make determinations annually regarding the performance of each local Infants and Toddlers Program (LITP) using one of the following four determination categories: “Meets Requirements,” “Needs Assistance,” “Needs Intervention,” or “Needs Substantial Intervention” [34 CFR §§303.700 and 300.703]. The MSDE, DEI/SES uses a results-based rubric for given indicators to evaluate each local Infants and Toddlers Program’s performance in meeting the State’s identified targets. For Federal Fiscal Year (FFY) 2019 determinations, the Dorchester County Infants and Toddlers Program has achieved the determination status of “**Meets Requirements.**”

Attached please find supporting documents:

1. *FFY 2019 Determination Overview* (identifies the Part C Indicators used to assign a local determination on page 1 – please note that fiscal and complaints/due process hearing data continues to be used);
2. *FFY 2019 Local Determination Scoring Criteria* (provides a six-year graduated results driven accountability plan used to make a local determination by year);
3. *FFY 2019 Annual Report Card on SPP/APR Part C Indicators* (provides a three-year local data analysis and required actions); and
4. *DEI/SES Differentiated Framework: Tiers of Supervision and Support* (provides the framework used by the DEI/SES to guide the level of monitoring and corresponding level of performance support provided to LITPs).

To implement a results-driven accountability system, we continue to focus on the three child outcome indicators. In 2015, a revised baseline was required and new targets established. Please see the attached *Part C Child Outcomes Baselines and Targets for Local Determinations* document. The DEI/SES has developed one set of baselines and targets that are inclusive of both children who receive services from birth to three and children who receive services through an Extended IFSP. The decision to examine child outcomes as one group independent of age was unanimously supported by LITP Directors and Preschool Coordinators through a stakeholder discussion held in 2014. Please note the attached revised baseline and targets for local determinations of Maryland’s LITPs will not be included in Maryland’s Annual Performance Report (APR) to OSEP. For federal reporting, OSEP requested that Maryland report child outcomes data for children birth to three years separately from child outcomes data for children older than three so that comparisons could be made with other states that are not serving children through an IFSP after age three.

The shift to a more balanced accountability approach does not relieve the DEI/SES from ensuring compliance, correction of identified noncompliance, and the receipt of timely and accurate data. As a result of the accountability shift to an increased emphasis on results, an LITP’s determination status may be impacted in the future.

Mr. W. David Bromwell, Jr.
April 21, 2021
Page Two

The DEI/SES continues to recognize and value the commitment and delivery of high-quality services implemented by each (LITP). For the FFY2019 local determinations, data were collected from July 1, 2019 to June 30, 2020. While the majority of data used in FFY 2019 local determinations reflect program performance prior to the COVID-19 pandemic, the required local program responsive actions will be implemented during the recovery period. With the new need to support pandemic recovery efforts, the DEI/SES has revisited the previously disseminated determination criteria and has readjusted. For FFY 2019, the DEI/SES did not increase the number of results indicators required to "Meet Requirements." It is anticipated that the FFY 2020 criteria will include an increase in results indicators.

To support Maryland's commitment to narrow the opportunity and achievement gaps for infants, toddlers, and young children with disabilities and their families, the implementation of the *DEI/SES Strategic Plan: Moving Maryland Forward* provides a statewide differentiated framework for general supervision and performance support. Based upon comprehensive data analysis (including the SPP/APR local determination status), the Dorchester County Infants and Toddlers Program has been assigned the "**Universal**" tier for the delivery of the DEI/SES technical assistance model for results. LITPs assigned to the Universal tier will receive a comprehensive monitoring from the DEI/SES every four years.

LITPs are strongly encouraged to work closely with their Local Interagency Coordinating Council (LICC) and Family Support Centers to perform an analysis of local data and infrastructure. The analysis should guide the development of strategies for data-informed decision-making, increased parent partnerships, strategic collaboration, and the use of evidence-based practices to improve the results for infants, toddlers, and young children with disabilities and their families. As we continue this shift in focus to results-driven accountability, the MSDE, DEI/SES will provide State and local professional learning opportunities.

Thank you for your hard work and commitment to excellence, equity, and efficiency. The MSDE is committed to supporting the efforts of the Dorchester County Infants and Toddlers Program to improve results for infants, toddlers, and preschool age children with disabilities and their families. If you have any questions or wish to request technical assistance, please do not hesitate to call me at 410-767-0238.

Sincerely,





Marcella E. Franczkowski, M.S.
Assistant State Superintendent
Division of Early Intervention and
Special Education Services

MEF/BMM/mj

Attachments

c: Dr. Karen B. Salmon
Dr. Carol A. Williamson
Ms. Kim Waller
Branch Chief

Dorchester County Infants and Toddlers Program
Annual Data on Part C State Performance Plan (SPP) Priority Indicators
for the Period July 1, 2019 – June 30, 2020

Part C Annual SPP Performance Report							
SPP/APR Indicators		FFY 2019 (SFY 2020)			Action Required	Previous Results	
 Results Indicator	 Compliance Indicator	State Target	Local Results	Target Met		FFY 2018	FFY 2017
2	Infants and Toddlers with IFSPs who receive services in natural environments COMAR 13A.13.01.07	94.50%	100%	Met	Target met. No further action required.	100%	100%
2 Ext IFSP	Infants and Toddlers with IFSPs who receive services in natural environments COMAR 13A.13.01.07	94.50%	100%	Met	Target met. No further action required.	100%	100%
3A	Birth - 4 Outcomes: Use of social – emotional skills COMAR 13A.13.01.08	60.37%	16.67%	Not Met	Target not met. Submit an Improvement Plan within 30 days from the date of this letter; identify the root causes and evidence-based practices to demonstrate improved child results.	0.00%	60.00%
	2. Exits within age expectations	60.64%	64.71%	Met	Target met. No further action required.	66.67%	64.71%
3B	Birth - 4 Outcomes: Use of knowledge and skills COMAR 13A.13.01.08	63.71%	16.67%	Not Met	Target not met. Submit an Improvement Plan within 30 days from the date of this letter; identify the root causes and evidence-based practices to demonstrate improved child results.	33.33%	45.00%
	2. Exits within age expectations	55.53%	64.71%	Met	Target met. No further action required.	83.33%	52.94%
3C	Birth - 4 Outcomes: Use of appropriate behaviors COMAR 13A.13.01.08	70.50%	41.67%	Not Met	Target not met. Submit an Improvement Plan within 30 days from the date of this letter; identify the root causes and evidence-based practices to demonstrate improved child results.	50.00%	54.84%
	2. Exits within age expectations	51.02%	47.06%	Not Met	Target not met. Submit an Improvement Plan within 30 days from the date of this letter; identify the root causes and evidence-	66.67%	41.18%

Dorchester County Infants and Toddlers Program
Annual Data on Part C State Performance Plan (SPP) Priority Indicators
for the Period July 1, 2019 – June 30, 2020

					based practices to demonstrate improved child results.		
4A	Families who report EIS helped them know their rights 20 U.S.C. 1416a(3)(A) and 1442	93.00%	96.43%	Met	Target met. No further action required.	95.83%	100%
4B	Families who report EIS helped them communicate their child's needs 20 U.S.C. 1416a(3)(A) and 1442	92.50%	92.59%	Met	Target met. No further action required.	100%	100%
4C	Families who report EIS helped them help their children develop and learn 20 U.S.C. 1416a(3)(A) and 1442	92.00%	92.86%	Met	Target met. No further action required.	100%	100%
5	Children birth to one served as a percentage of the population birth to one COMAR 13A.13.02.04	1.56%	1.81%	Met	Target met. No further action required.	2.97%	1.68%
6	Children birth to three served as a percentage of the population birth to 3 COMAR 13A.13.02.04	3.30%	2.98%	Not Met	Target not met. Submit an Improvement Plan within 30 days from the date of this letter; identify the root causes and evidence-based practices to demonstrate improved child results.	2.34%	3.81%
1	Timely Delivery of IFSP Services COMAR 13A.13.01.07	100%	100%	Met	Target met. No further action required.	100%	100%
7	Percentage of toddlers for whom the evaluation and the initial IFSP was within 45 days from the date of referral COMAR 13A.13.01.07	100%	100%	Met	Target met. No further action required.	100%	100%
8A	Percentage of toddlers exiting Part C for whom transition steps and services were added to the IFSP at least 90 days, and not more than nine months, prior to the toddler's third birthday	100%	100%	Met	Target met. No further action required.	100%	100%

Dorchester County Infants and Toddlers Program
Annual Data on Part C State Performance Plan (SPP) Priority Indicators
for the Period July 1, 2019 – June 30, 2020

	COMAR 13A.13.01.09						
8B	Percentage of toddlers for whom the LEA and SEA were notified of potential Part B eligibility at least 90 days prior to the third birthday	100%	100%	Met	Target met. No further action required.	100%	100%
	COMAR 13A.13.01.09						
8C	Percentage of children for whom the transition conference was held 90 days, and not more than nine months, prior to the toddler's third birthday	100%	100%	Met	Target met. No further action required.	100%	100%
	COMAR 13A.13.01.09						
	Correction of Noncompliance	100%	100%	Met	Target met. No further action required.	100%	100%
	COMAR 13A.13.02.04						
	Timely and valid data	100%	100%	Met	Data and reports submitted in a timely and accurate manner. No further action required.	100%	100%
	Number of complaints filed	NA	0	NA	No further action required.	0	0
	Number of State complaints identified with violation(s)	NA	0	NA	No further action required.	0	0
	Number of State findings from State complaints corrected in a timely manner	NA	0	NA	No further action required.	0	0
	Number of due process hearings filed	NA	0	NA	No further action required.	0	0
	Number of due process hearings identified with violations	NA	0	NA	No further action required.	0	0
	Fiscal Accountability: Number of findings identified	NA	0	NA	No further action required.	0	0



Karen B. Salmon, Ph.D.
State Superintendent of Schools

April 21, 2021

Dr. Barbara Brookmyer
Health Officer
Frederick County Public Schools
350 Montevue Lane
Frederick, MD 21702

Dear Dr. Brookmyer:

The Maryland State Department of Education (MSDE), Division of Early Intervention and Special Education Services (DEI/SES) is required by the United States Department of Education (USDE), Office of Special Education Programs (OSEP) to make determinations annually regarding the performance of each local Infants and Toddlers Program (LITP) using one of the following four determination categories: “Meets Requirements,” “Needs Assistance,” “Needs Intervention,” or “Needs Substantial Intervention” [34 CFR §§303.700 and 300.703]. The MSDE, DEI/SES uses a results-based rubric for given indicators to evaluate each local Infants and Toddlers Program’s performance in meeting the State’s identified targets. For Federal Fiscal Year (FFY) 2019 determinations, the Frederick County Infants and Toddlers Program has achieved the determination status of “**Meets Requirements.**”

Attached please find supporting documents:

1. *FFY 2019 Determination Overview* (identifies the Part C Indicators used to assign a local determination on page 1 – please note that fiscal and complaints/due process hearing data continues to be used);
2. *FFY 2019 Local Determination Scoring Criteria* (provides a six-year graduated results driven accountability plan used to make a local determination by year);
3. *FFY 2019 Annual Report Card on SPP/APR Part C Indicators* (provides a three-year local data analysis and required actions); and
4. *DEI/SES Differentiated Framework: Tiers of Supervision and Support* (provides the framework used by the DEI/SES to guide the level of monitoring and corresponding level of performance support provided to LITPs).

To implement a results-driven accountability system, we continue to focus on the three child outcome indicators. In 2015, a revised baseline was required and new targets established. Please see the attached *Part C Child Outcomes Baselines and Targets for Local Determinations* document. The DEI/SES has developed one set of baselines and targets that are inclusive of both children who receive services from birth to three and children who receive services through an Extended IFSP. The decision to examine child outcomes as one group independent of age was unanimously supported by LITP Directors and Preschool Coordinators through a stakeholder discussion held in 2014. Please note the attached revised baseline and targets for local determinations of Maryland’s LITPs will not be included in Maryland’s Annual Performance Report (APR) to OSEP. For federal reporting, OSEP requested that Maryland report child outcomes data for children birth to three years separately from child outcomes data for children older than three so that comparisons could be made with other states that are not serving children through an IFSP after age three.

The shift to a more balanced accountability approach does not relieve the DEI/SES from ensuring compliance, correction of identified noncompliance, and the receipt of timely and accurate data. As a result of the accountability shift to an increased emphasis on results, an LITP’s determination status may be impacted in the future.

The DEI/SES continues to recognize and value the commitment and delivery of high-quality services implemented by each (LITP). For the FFY2019 local determinations, data were collected from July 1, 2019 to June 30, 2020. While the majority of data used in FFY 2019 local determinations reflect program performance prior to the COVID-19 pandemic, the required local program responsive actions will be implemented during the recovery period. With the new need to support pandemic recovery efforts, the DEI/SES has revisited the previously disseminated determination criteria and has readjusted. For FFY 2019, the DEI/SES did not increase the number of results indicators required to "Meet Requirements." It is anticipated that the FFY 2020 criteria will include an increase in results indicators.

To support Maryland's commitment to narrow the opportunity and achievement gaps for infants, toddlers, and young children with disabilities and their families, the implementation of the *DEI/SES Strategic Plan: Moving Maryland Forward* provides a statewide differentiated framework for general supervision and performance support. Based upon comprehensive data analysis (including the SPP/APR local determination status), the Frederick County Infants and Toddlers Program has been assigned the "**Universal**" tier for the delivery of the DEI/SES technical assistance model for results. LITPs assigned to the Universal tier will receive a comprehensive monitoring from the DEI/SES every four years.

LITPs are strongly encouraged to work closely with their Local Interagency Coordinating Council (LICC) and Family Support Centers to perform an analysis of local data and infrastructure. The analysis should guide the development of strategies for data-informed decision-making, increased parent partnerships, strategic collaboration, and the use of evidence-based practices to improve the results for infants, toddlers, and young children with disabilities and their families. As we continue this shift in focus to results-driven accountability, the MSDE, DEI/SES will provide State and local professional learning opportunities.

Thank you for your hard work and commitment to excellence, equity, and efficiency. The MSDE is committed to supporting the efforts of the Frederick County Infants and Toddlers Program to improve results for infants, toddlers, and preschool age children with disabilities and their families. If you have any questions or wish to request technical assistance, please do not hesitate to call me at 410-767-0238.

Sincerely,





Marcella E. Franczkowski, M.S.
Assistant State Superintendent
Division of Early Intervention and
Special Education Services

MEF/BMM/mj

Attachments

c: Dr. Karen B. Salmon
Dr. Carol A. Williamson
Mr. Troy Keller
Ms. Lisa M. Jarboe
Branch Chief

Frederick County Infants and Toddlers Program
Annual Data on Part C State Performance Plan (SPP) Priority Indicators
for the Period July 1, 2019 – June 30, 2020

Part C Annual SPP Performance Report							
SPP/APR Indicators		FFY 2019 (SFY 2020)			Action Required	Previous Results	
 Results Indicator	 Compliance Indicator	State Target	Local Results	Target Met		FFY 2018	FFY 2017
2	Infants and Toddlers with IFSPs who receive services in natural environments COMAR 13A.13.01.07	94.50%	100%	Met	Target met. No further action required.	100%	99.03%
2 Ext IFSP	Infants and Toddlers with IFSPs who receive services in natural environments COMAR 13A.13.01.07	94.50%	100%	Met	Target met. No further action required.	100%	100%
3A	Birth - 4 Outcomes: Use of social – emotional skills COMAR 13A.13.01.08	60.37%	47.65%	Not Met	Target not met. Submit an Improvement Plan within 30 days from the date of this letter; identify the root causes and evidence-based practices to demonstrate improved child results.	44.17%	34.04%
	2. Exits within age expectations	60.64%	33.53%	Not Met	Target not met. Submit an Improvement Plan within 30 days from the date of this letter; identify the root causes and evidence-based practices to demonstrate improved child results.	42.11%	52.89%
3B	Birth - 4 Outcomes: Use of knowledge and skills COMAR 13A.13.01.08	63.71%	54.61%	Not Met	Target not met. Submit an Improvement Plan within 30 days from the date of this letter; identify the root causes and evidence-based practices to demonstrate improved child results.	47.29%	40.12%
	2. Exits within age expectations	55.53%	33.53%	Not Met	Target not met. Submit an Improvement Plan within 30 days from the date of this letter; identify the root causes and evidence-based practices to demonstrate improved child results.	41.45%	52.00%
3C	Birth - 4 Outcomes: Use of appropriate behaviors COMAR 13A.13.01.08	70.50%	54.55%	Not Met	Target not met. Submit an Improvement Plan within 30 days from the date of this letter; identify the root causes and evidence-based practices to demonstrate improved child results.	55.88%	51.28%

Frederick County Infants and Toddlers Program
Annual Data on Part C State Performance Plan (SPP) Priority Indicators
for the Period July 1, 2019 – June 30, 2020

	2. Exits within age expectations	51.02%	32.37%	Not Met	Target not met. Submit an Improvement Plan within 30 days from the date of this letter; identify the root causes and evidence-based practices to demonstrate improved child results.	40.13%	44.44%
4A	Families who report EIS helped them know their rights 20 U.S.C. 1416a(3)(A) and 1442	93.00%	100%	Met	Target met. No further action required.	98.17%	99.25%
4B	Families who report EIS helped them communicate their child's needs 20 U.S.C. 1416a(3)(A) and 1442	92.50%	98.50%	Met	Target met. No further action required.	97.26%	99.22%
4C	Families who report EIS helped them help their children develop and learn 20 U.S.C. 1416a(3)(A) and 1442	92.00%	97.78%	Met	Target met. No further action required.	95.85%	97.64%
5	Children birth to one served as a percentage of the population birth to one COMAR 13A.13.02.04	1.56%	1.75%	Met	Target met. No further action required.	1.30%	1.56%
6	Children birth to three served as a percentage of the population birth to 3 COMAR 13A.13.02.04	3.30%	4.24%	Met	Target met. No further action required.	3.72%	3.53%
1	Timely Delivery of IFSP Services COMAR 13A.13.01.07	100%	100%	Met	Target met. No further action required.	100%	99.78%
7	Percentage of toddlers for whom the evaluation and the initial IFSP was within 45 days from the date of referral COMAR 13A.13.01.07	100%	100%	Met	Target met. No further action required.	99.25%	99.74%
8A	Percentage of toddlers exiting Part C for whom transition steps and services were added to the IFSP at least 90 days, and not more than nine months, prior to the toddler's third birthday COMAR 13A.13.01.09	100%	93.75%	Not Met	Target not met. Submit an Improvement Plan within 30 days from the date of this letter; identify the root causes and evidence-based practices to demonstrate improved child results. Correction of the noncompliance must be demonstrated and verified within 1 year of this letter.	100%	100%
8B	Percentage of toddlers for whom the LEA and SEA were notified of potential Part B eligibility at least 90 days prior to the third birthday COMAR 13A.13.01.09	100%	100%	Met	Target met. No further action required.	100%	100%

Frederick County Infants and Toddlers Program
Annual Data on Part C State Performance Plan (SPP) Priority Indicators
for the Period July 1, 2019 – June 30, 2020

8C	Percentage of children for whom the transition conference was held 90 days, and not more than nine months, prior to the toddler's third birthday COMAR 13A.13.01.09	100%	92.86%	Not Met	Target not met. Submit an Improvement Plan within 30 days from the date of this letter; identify the root causes and evidence-based practices to demonstrate improved child results. Correction of the noncompliance must be demonstrated and verified within 1 year of this letter.	100%	100%
	Correction of Noncompliance COMAR 13A.13.02.04	100%	100%	Met	Target met. No further action required.	100%	100%
	Timely and valid data	100%	100%	Met	Data and reports submitted in a timely and accurate manner. No further action required.	100%	100%
	Number of complaints filed	NA	0	NA	No further action required.	2	0
	Number of State complaints identified with violation(s)	NA	0	NA	No further action required.	1	0
	Number of State findings from State complaints corrected in a timely manner	NA	0	NA	No further action required.	1	0
	Number of due process hearings filed	NA	0	NA	No further action required.	0	0
	Number of due process hearings identified with violations	NA	0	NA	No further action required.	0	0
	Fiscal Accountability: Number of findings identified	NA	1	Not Met	1 fiscal finding must be corrected within 1 year of notification.	0	0



Karen B. Salmon, Ph.D.
State Superintendent of Schools

April 21, 2021

Mrs. Barbara L. Baker
Superintendent
Garrett Co. Board of Education
40 South Second Street
Oakland, MD 21550

Dear Mrs. Baker:

The Maryland State Department of Education (MSDE), Division of Early Intervention and Special Education Services (DEI/SES) is required by the United States Department of Education (USDE), Office of Special Education Programs (OSEP) to make determinations annually regarding the performance of each local Infants and Toddlers Program (LITP) using one of the following four determination categories: “Meets Requirements,” “Needs Assistance,” “Needs Intervention,” or “Needs Substantial Intervention” [34 CFR §§303.700 and 300.703]. The MSDE, DEI/SES uses a results-based rubric for given indicators to evaluate each local Infants and Toddlers Program’s performance in meeting the State’s identified targets. For Federal Fiscal Year (FFY) 2019 determinations, the Garrett County Infants and Toddlers Program has achieved the determination status of **“Meets Requirements.”**

Attached please find supporting documents:

1. *FFY 2019 Determination Overview* (identifies the Part C Indicators used to assign a local determination on page 1 – please note that fiscal and complaints/due process hearing data continues to be used);
2. *FFY 2019 Local Determination Scoring Criteria* (provides a six-year graduated results driven accountability plan used to make a local determination by year);
3. *FFY 2019 Annual Report Card on SPP/APR Part C Indicators* (provides a three-year local data analysis and required actions); and
4. *DEI/SES Differentiated Framework: Tiers of Supervision and Support* (provides the framework used by the DEI/SES to guide the level of monitoring and corresponding level of performance support provided to LITPs).

To implement a results-driven accountability system, we continue to focus on the three child outcome indicators. In 2015, a revised baseline was required and new targets established. Please see the attached *Part C Child Outcomes Baselines and Targets for Local Determinations* document. The DEI/SES has developed one set of baselines and targets that are inclusive of both children who receive services from birth to three and children who receive services through an Extended IFSP. The decision to examine child outcomes as one group independent of age was unanimously supported by LITP Directors and Preschool Coordinators through a stakeholder discussion held in 2014. Please note the attached revised baseline and targets for local determinations of Maryland’s LITPs will not be included in Maryland’s Annual Performance Report (APR) to OSEP. For federal reporting, OSEP requested that Maryland report child outcomes data for children birth to three years separately from child outcomes data for children older than three so that comparisons could be made with other states that are not serving children through an IFSP after age three.

The shift to a more balanced accountability approach does not relieve the DEI/SES from ensuring compliance, correction of identified noncompliance, and the receipt of timely and accurate data. As a result of the accountability shift to an increased emphasis on results, an LITP’s determination status may be impacted in the future.

The DEI/SES continues to recognize and value the commitment and delivery of high-quality services implemented by each (LITP). For the FFY2019 local determinations, data were collected from July 1, 2019 to June 30, 2020. While the majority of data used in FFY 2019 local determinations reflect program performance prior to the COVID-19 pandemic, the required local program responsive actions will be implemented during the recovery period. With the new need to support pandemic recovery efforts, the DEI/SES has revisited the previously disseminated determination criteria and has readjusted. For FFY 2019, the DEI/SES did not increase the number of results indicators required to "Meet Requirements." It is anticipated that the FFY 2020 criteria will include an increase in results indicators.

To support Maryland's commitment to narrow the opportunity and achievement gaps for infants, toddlers, and young children with disabilities and their families, the implementation of the *DEI/SES Strategic Plan: Moving Maryland Forward* provides a statewide differentiated framework for general supervision and performance support. Based upon comprehensive data analysis (including the SPP/APR local determination status), the Garrett County Infants and Toddlers Program has been assigned the "**Universal**" tier for the delivery of the DEI/SES technical assistance model for results. LITPs assigned to the Universal tier will receive a comprehensive monitoring from the DEI/SES every four years.

LITPs are strongly encouraged to work closely with their Local Interagency Coordinating Council (LICC) and Family Support Centers to perform an analysis of local data and infrastructure. The analysis should guide the development of strategies for data-informed decision-making, increased parent partnerships, strategic collaboration, and the use of evidence-based practices to improve the results for infants, toddlers, and young children with disabilities and their families. As we continue this shift in focus to results-driven accountability, the MSDE, DEI/SES will provide State and local professional learning opportunities.

Thank you for your hard work and commitment to excellence, equity, and efficiency. The MSDE is committed to supporting the efforts of the Garrett County Infants and Toddlers Program to improve results for infants, toddlers, and preschool age children with disabilities and their families. If you have any questions or wish to request technical assistance, please do not hesitate to call me at 410-767-0238.

Sincerely,



Marcella E. Franczkowski, M.S.
Assistant State Superintendent
Division of Early Intervention and
Special Education Services

MEF/BMM/mj



Attachments

c: Dr. Karen B. Salmon
Dr. Carol A. Williamson
Dr. Chelsie Manges
Ms. Deneice Crites
Branch Chief



Garrett County Infants and Toddlers Program
Annual Data on Part C State Performance Plan (SPP) Priority Indicators
for the Period July 1, 2019 – June 30, 2020

Part C Annual SPP Performance Report								
SPP/APR Indicators <div>Results Indicator</div> <div>Compliance Indicator</div>			FFY 2019 (SFY 2020)			Action Required	Previous Results	
			State Target	Local Results	Target Met		FFY 2018	FFY 2017
2	Infants and Toddlers with IFSPs who receive services in natural environments COMAR 13A.13.01.07		94.50%	100%	Met	Target met. No further action required.	100%	100%
2 Ext IFSP	Infants and Toddlers with IFSPs who receive services in natural environments COMAR 13A.13.01.07		94.50%	100%	Met	Target met. No further action required.	100%	100%
3A	Birth - 4 Outcomes: Use of social – emotional skills COMAR 13A.13.01.08	1. Exits with substantial growth	60.37%	87.50%	Met	Target met. No further action required.	62.50%	63.64%
		2. Exits within age expectations	60.64%	50.00%	Not Met	Target not met. Submit an Improvement Plan within 30 days from the date of this letter; identify the root causes and evidence-based practices to demonstrate improved child results.	52.94%	52.94%
3B	Birth - 4 Outcomes: Use of knowledge and skills COMAR 13A.13.01.08	1. Exits with substantial growth	63.71%	88.89%	Met	Target met. No further action required.	70.59%	66.67%
		2. Exits within age expectations	55.53%	40.00%	Not Met	Target not met. Submit an Improvement Plan within 30 days from the date of this letter; identify the root causes and evidence-based practices to demonstrate improved child results.	47.06%	70.59%
3C	Birth - 4 Outcomes: Use of appropriate behaviors COMAR 13A.13.01.08	1. Exits with substantial growth	70.50%	88.89%	Met	Target met. No further action required.	60.00%	58.33%
		2. Exits within age expectations	51.02%	60.00%	Met	Target met. No further action required.	47.06%	64.71%
4A	Families who report EIS helped them know their rights 20 U.S.C. 1416a(3)(A) and 1442		93.00%	100%	Met	Target met. No further action required.	100%	--

Garrett County Infants and Toddlers Program
Annual Data on Part C State Performance Plan (SPP) Priority Indicators
for the Period July 1, 2019 – June 30, 2020

Part C Annual SPP Performance Report							
SPP/APR Indicators		FFY 2019 (SFY 2020)			Action Required	Previous Results	
 Results Indicator	 Compliance Indicator	State Target	Local Results	Target Met		FFY 2018	FFY 2017
4B	Families who report EIS helped them communicate their child's needs 20 U.S.C. 1416a(3)(A) and 1442	92.50%	100%	Met	Target met. No further action required.	100%	--
4C	Families who report EIS helped them help their children develop and learn 20 U.S.C. 1416a(3)(A) and 1442	92.00%	100%	Met	Target met. No further action required.	100%	--
5	Children birth to one served as a percentage of the population birth to one COMAR 13A.13.02.04	1.56%	1.17%	Not Met	Target not met. Submit an Improvement Plan within 30 days from the date of this letter; identify the root causes and evidence-based practices to demonstrate improved child results.	5.45%	1.72%
6	Children birth to three served as a percentage of the population birth to 3 COMAR 13A.13.02.04	3.30%	2.95%	Not Met	Target not met. Submit an Improvement Plan within 30 days from the date of this letter; identify the root causes and evidence-based practices to demonstrate improved child results.	3.30%	2.05%
1	Timely Delivery of IFSP Services COMAR 13A.13.01.07	100%	100%	Met	Target met. No further action required.	100%	100%
7	Percentage of toddlers for whom the evaluation and the initial IFSP was within 45 days from the date of referral COMAR 13A.13.01.07	100%	100%	Met	Target met. No further action required.	100%	100%
8A	Percentage of toddlers exiting Part C for whom transition steps and services were added to the IFSP at least 90 days, and not more than nine months, prior to the toddler's third birthday COMAR 13A.13.01.09	100%	100%	Met	Target met. No further action required.	100%	100%
8B	Percentage of toddlers for whom the LEA and SEA were notified of potential Part B eligibility at least 90 days prior to the third birthday COMAR 13A.13.01.09	100%	100%	Met	Target met. No further action required.	100%	100%
8C	Percentage of children for whom the transition conference was held 90 days, and not more than	100%	100%	Met	Target met. No further action required.	100%	100%

Garrett County Infants and Toddlers Program
Annual Data on Part C State Performance Plan (SPP) Priority Indicators
for the Period July 1, 2019 – June 30, 2020

	nine months, prior to the toddler's third birthday COMAR 13A.13.01.09						
Part C Annual SPP Performance Report							
SPP/APR Indicators		FFY 2019 (SFY 2020)			Action Required	Previous Results	
 Results Indicator	 Compliance Indicator	State Target	Local Results	Target Met		FFY 2018	FFY 2017
	Correction of Noncompliance COMAR 13A.13.02.04	100%	100%	Met	Target met. No further action required.	100%	100%
	Timely and valid data	100%	100%	Met	Data and reports submitted in a timely and accurate manner. No further action required.	<100%	100%
	Number of complaints filed	NA	0	NA	No further action required.	0	0
	Number of State complaints identified with violation(s)	NA	0	NA	No further action required.	0	0
	Number of State findings from State complaints corrected in a timely manner	NA	0	NA	No further action required.	0	0
	Number of due process hearings filed	NA	0	NA	No further action required.	0	0
	Number of due process hearings identified with violations	NA	0	NA	No further action required.	0	0
	Fiscal Accountability: Number of findings identified	NA	0	NA	No further action required.	0	0



Karen B. Salmon, Ph.D.
State Superintendent of Schools

April 21, 2021

Dr. Sean W. Bulson
Superintendent
Harford County Public Schools
102 South Hickory Avenue
Bel Air, MD 21014-3731

Dear Dr. Bulson:

The Maryland State Department of Education (MSDE), Division of Early Intervention and Special Education Services (DEI/SES) is required by the United States Department of Education (USDE), Office of Special Education Programs (OSEP) to make determinations annually regarding the performance of each local Infants and Toddlers Program (LITP) using one of the following four determination categories: “Meets Requirements,” “Needs Assistance,” “Needs Intervention,” or “Needs Substantial Intervention” [34 CFR §§303.700 and 300.703]. The MSDE, DEI/SES uses a results-based rubric for given indicators to evaluate each local Infants and Toddlers Program’s performance in meeting the State’s identified targets. For Federal Fiscal Year (FFY) 2019 determinations, the Harford County Infants and Toddlers Program has achieved the determination status of **“Meets Requirements.”**

Attached please find supporting documents:

1. *FFY 2019 Determination Overview* (identifies the Part C Indicators used to assign a local determination on page 1 – please note that fiscal and complaints/due process hearing data continues to be used);
2. *FFY 2019 Local Determination Scoring Criteria* (provides a six-year graduated results driven accountability plan used to make a local determination by year);
3. *FFY 2019 Annual Report Card on SPP/APR Part C Indicators* (provides a three-year local data analysis and required actions); and
4. *DEI/SES Differentiated Framework: Tiers of Supervision and Support* (provides the framework used by the DEI/SES to guide the level of monitoring and corresponding level of performance support provided to LITPs).

To implement a results-driven accountability system, we continue to focus on the three child outcome indicators. In 2015, a revised baseline was required and new targets established. Please see the attached *Part C Child Outcomes Baselines and Targets for Local Determinations* document. The DEI/SES has developed one set of baselines and targets that are inclusive of both children who receive services from birth to three and children who receive services through an Extended IFSP. The decision to examine child outcomes as one group independent of age was unanimously supported by LITP Directors and Preschool Coordinators through a stakeholder discussion held in 2014. Please note the attached revised baseline and targets for local determinations of Maryland’s LITPs will not be included in Maryland’s Annual Performance Report (APR) to OSEP. For federal reporting, OSEP requested that Maryland report child outcomes data for children birth to three years separately from child outcomes data for children older than three so that comparisons could be made with other states that are not serving children through an IFSP after age three.

The shift to a more balanced accountability approach does not relieve the DEI/SES from ensuring compliance, correction of identified noncompliance, and the receipt of timely and accurate data. As a result of the accountability shift to an increased emphasis on results, an LITP’s determination status may be impacted in the future.

Dr. Sean W. Bulson
April 21, 2021
Page Two

The DEI/SES continues to recognize and value the commitment and delivery of high-quality services implemented by each local LITP. For the FFY2019 local determinations, data were collected from July 1, 2019 to June 30, 2020. While the majority of data used in FFY 2019 local determinations reflect program performance prior to the COVID-19 pandemic, the required local program responsive actions will be implemented during the recovery period. With the new need to support pandemic recovery efforts, the DEI/SES has revisited the previously disseminated determination criteria and has readjusted. For FFY 2019, the DEI/SES did not increase the number of results indicators required to "Meet Requirements." It is anticipated that the FFY 2020 criteria will include an increase in results indicators.

To support Maryland's commitment to narrow the opportunity and achievement gaps for infants, toddlers, and young children with disabilities and their families, the implementation of the *DEI/SES Strategic Plan: Moving Maryland Forward* provides a statewide differentiated framework for general supervision and performance support. Based upon comprehensive data analysis (including the SPP/APR local determination status), the Harford County Infants and Toddlers Program has been assigned the "**Universal**" tier for the delivery of the DEI/SES technical assistance model for results. LITPs assigned to the Universal tier will receive a comprehensive monitoring from the DEI/SES every four years.

LITPs are strongly encouraged to work closely with their Local Interagency Coordinating Council (LICC) and Family Support Centers to perform an analysis of local data and infrastructure. The analysis should guide the development of strategies for data-informed decision-making, increased parent partnerships, strategic collaboration, and the use of evidence-based practices to improve the results for infants, toddlers, and young children with disabilities and their families. As we continue this shift in focus to results-driven accountability, the MSDE, DEI/SES will provide State and local professional learning opportunities.

Thank you for your hard work and commitment to excellence, equity, and efficiency. The MSDE is committed to supporting the efforts of the Harford County Infants and Toddlers Program to improve results for infants, toddlers, and preschool age children with disabilities and their families. If you have any questions or wish to request technical assistance, please do not hesitate to call me at 410-767-0238.

Sincerely,



Marcella E. Franczkowski, M.S.
Assistant State Superintendent
Division of Early Intervention and
Special Education Services

MEF/BMM/mj

Attachments

c: Dr. Karen B. Salmon
Dr. Carol A. Williamson
Mr. Michael Thatcher
Ms. Melissa Romano
Branch Chiefs

Harford County Infants and Toddlers Program
Annual Data on Part C State Performance Plan (SPP) Priority Indicators
for the Period July 1, 2019 – June 30, 2020

Part C Annual SPP Performance Report								
SPP/APR Indicators <div>Results Indicator</div> <div>Compliance Indicator</div>			FFY 2019 (SFY 2020)			Action Required	Previous Results	
			State Target	Local Results ¹	Target Met		FFY 2018	FFY 2017
2	Infants and Toddlers with IFSPs who receive services in natural environments COMAR 13A.13.01.07		94.50%	100%	Met	Target met. No further action required.	99.72%	100%
2 Ext IFSP	Infants and Toddlers with IFSPs who receive services in natural environments COMAR 13A.13.01.07		94.50%	100%	Met	Target met. No further action required.	100%	100%
3A	Birth - 4 Outcomes: Use of social – emotional skills COMAR 13A.13.01.08	1. Exits with substantial growth	60.37%	57.26%	Not Met	Target not met. Submit an Improvement Plan within 30 days from the date of this letter; identify the root causes and evidence-based practices to demonstrate improved child results.	53.73%	49.80%
		2. Exits within age expectations	60.64%	48.99%	Not Met	Target not met. Submit an Improvement Plan within 30 days from the date of this letter; identify the root causes and evidence-based practices to demonstrate improved child results.	41.67%	43.04%
3B	Birth - 4 Outcomes: Use of knowledge and skills COMAR 13A.13.01.08	1. Exits with substantial growth	63.71%	55.29%	Not Met	Target not met. Submit an Improvement Plan within 30 days from the date of this letter; identify the root causes and evidence-based practices to demonstrate improved child results.	60.56%	57.97%
		2. Exits within age expectations	55.53%	40.54%	Not Met	Target not met. Submit an Improvement Plan within 30 days from the date of this letter; identify the root causes and evidence-based practices to demonstrate improved child results.	41.25%	41.10%
3C	Birth - 4 Outcomes: Use of appropriate behaviors COMAR 13A.13.01.08	1. Exits with substantial growth	70.50%	61.24%	Not Met	Target not met. Submit an Improvement Plan within 30 days from the date of this letter; identify the root causes and evidence-based practices to demonstrate improved child results.	56.70%	44.60%
		2. Exits within age	51.02%	52.03%	Met	Target met. No further action required.	40.83%	43.04%

1

Harford County Infants and Toddlers Program
Annual Data on Part C State Performance Plan (SPP) Priority Indicators
for the Period July 1, 2019 – June 30, 2020

	expectations						
4A	Families who report EIS helped them know their rights 20 U.S.C. 1416a(3)(A) and 1442	93.00%	94.00%	Met	Target met. No further action required.	95.83%	93.13%
4B	Families who report EIS helped them communicate their child's needs 20 U.S.C. 1416a(3)(A) and 1442	92.50%	94.95%	Met	Target met. No further action required.	98.61%	97.44%
4C	Families who report EIS helped them help their children develop and learn 20 U.S.C. 1416a(3)(A) and 1442	92.00%	94.95%	Met	Target met. No further action required.	97.83%	97.40%
5	Children birth to one served as a percentage of the population birth to one COMAR 13A.13.02.04	1.56%	1.78%	Met	Target met. No further action required.	1.26%	1.18%
6	Children birth to three served as a percentage of the population birth to 3 COMAR 13A.13.02.04	3.30%	4.71%	Met	Target met. No further action required.	4.31%	3.47%
1	Timely Delivery of IFSP Services COMAR 13A.13.01.07	100%	96.12%	Not Met	Target not met. Submit an Improvement Plan within 30 days from the date of this letter; identify the root causes and evidence-based practices to demonstrate improved child results. Correction of the noncompliance must be demonstrated and verified within one year. Subsequent data demonstrated correction of the previous noncompliance identified in FFY 18-19 within one year of the written finding.	80.92%	91.38%
7	Percentage of toddlers for whom the evaluation and the initial IFSP was within 45 days from the date of referral COMAR 13A.13.01.07	100%	95.32%	Not Met	Target not met. Submit an Improvement Plan within 30 days from the date of this letter; identify the root causes and evidence-based practices to demonstrate improved child results. Correction of the noncompliance must be demonstrated and	80.09%	70.00%

Harford County Infants and Toddlers Program
Annual Data on Part C State Performance Plan (SPP) Priority Indicators
for the Period July 1, 2019 – June 30, 2020

					verified within one year. Subsequent data demonstrated correction of the previous noncompliance identified in FFY 18-19 within one year of the written finding.		
8A	Percentage of toddlers exiting Part C for whom transition steps and services were added to the IFSP at least 90 days, and not more than nine months, prior to the toddler's third birthday COMAR 13A.13.01.09	100%	99.54%	Not Met	Target not met. Submit an Improvement Plan within 30 days from the date of this letter; identify the root causes and evidence-based practices to demonstrate improved child results. Correction of the noncompliance must be demonstrated and verified within one year. Subsequent data demonstrated correction of the previous noncompliance identified in FFY 18-19 within one year of the written finding.	99.52%	99.01%
8B	Percentage of toddlers for whom the LEA and SEA were notified of potential Part B eligibility at least 90 days prior to the third birthday COMAR 13A.13.01.09	100%	100%	Met	Target met. No further action required.	100%	100%
8C	Percentage of children for whom the transition conference was held 90 days, and not more than nine months, prior to the toddler's third birthday COMAR 13A.13.01.09	100%	99.54%	Not Met	Target not met. Submit an Improvement Plan within 30 days from the date of this letter; identify the root causes and evidence-based practices to demonstrate improved child results. Correction of the noncompliance must be demonstrated and verified within one year.	100%	99.01%
	Correction of Noncompliance COMAR 13A.13.02.04	100%	100%	Met	Target met. No further action required.	100%	100%
	Timely and valid data	100%	100%	Met	Data and reports submitted in a timely and accurate manner. No further action required.	100%	100%
	Number of complaints filed	NA	0	NA	No further action required.	0	0

Harford County Infants and Toddlers Program
Annual Data on Part C State Performance Plan (SPP) Priority Indicators
for the Period July 1, 2019 – June 30, 2020

	Number of State complaints identified with violation(s)	NA	0	NA	No further action required.	0	0
	Number of State findings from State complaints corrected in a timely manner	NA	0	NA	No further action required.	0	0
	Number of due process hearings filed	NA	0	NA	No further action required.	0	0
	Number of due process hearings identified with violations	NA	0	NA	No further action required.	0	0
	Fiscal Accountability: Number of findings identified	NA	0	Met	No further action required.	0	100%



Karen B. Salmon, Ph.D.
State Superintendent of Schools

April 21, 2021

Dr. Michael J. Martirano
Superintendent
Howard County Public Schools
10910 Clarksville Pike
Ellicott City, MD 21042

Dear Dr. Martirano:

The Maryland State Department of Education (MSDE), Division of Early Intervention and Special Education Services (DEI/SES) is required by the United States Department of Education (USDE), Office of Special Education Programs (OSEP) to make determinations annually regarding the performance of each local Infants and Toddlers Program (LITP) using one of the following four determination categories: “Meets Requirements,” “Needs Assistance,” “Needs Intervention,” or “Needs Substantial Intervention” [34 CFR §§303.700 and 300.703]. The MSDE, DEI/SES uses a results-based rubric for given indicators to evaluate each local Infants and Toddlers Program’s performance in meeting the State’s identified targets. For Federal Fiscal Year (FFY) 2019 determinations, the Howard County Infants and Toddlers Program has achieved the determination status of **“Needs Assistance – Year 2.”**

Attached please find supporting documents:

1. *FFY 2019 Determination Overview* (identifies the Part C Indicators used to assign a local determination on page 1 – please note that fiscal and complaints/due process hearing data continues to be used);
2. *FFY 2019 Local Determination Scoring Criteria* (provides a six-year graduated results driven accountability plan used to make a local determination by year);
3. *FFY 2019 Annual Report Card on SPP/APR Part C Indicators* (provides a three-year local data analysis and required actions); and
4. *DEI/SES Differentiated Framework: Tiers of Supervision and Support* (provides the framework used by the DEI/SES to guide the level of monitoring and corresponding level of performance support provided to LITPs).

To implement a results-driven accountability system, we continue to focus on the three child outcome indicators. In 2015, a revised baseline was required and new targets established. Please see the attached *Part C Child Outcomes Baselines and Targets for Local Determinations* document. The DEI/SES has developed one set of baselines and targets that are inclusive of both children who receive services from birth to three and children who receive services through an Extended IFSP. The decision to examine child outcomes as one group independent of age was unanimously supported by LITP Directors and Preschool Coordinators through a stakeholder discussion held in 2014. Please note the attached revised baseline and targets for local determinations of Maryland’s LITPs will not be included in Maryland’s Annual Performance Report (APR) to OSEP. For federal reporting, OSEP requested that Maryland report child outcomes data for children birth to three years separately from child outcomes data for children older than three so that comparisons could be made with other states that are not serving children through an IFSP after age three.

The shift to a more balanced accountability approach does not relieve the DEI/SES from ensuring compliance, correction of identified noncompliance, and the receipt of timely and accurate data. As a result of the accountability shift to an increased emphasis on results, an LITP's determination status may be impacted in the future.

The DEI/SES continues to recognize and value the commitment and delivery of high-quality services implemented by each local Infants and Toddlers Program (LITP). For the FFY2019 local determinations, data were collected from July 1, 2019 to June 30, 2020. While the majority of data used in FFY 2019 local determinations reflect program performance prior to the COVID-19 pandemic, the required local program responsive actions will be implemented during the recovery period. With the new need to support pandemic recovery efforts, the DEI/SES has revisited the previously disseminated determination criteria and has readjusted. For FFY 2019, the DEI/SES did not increase the number of results indicators required to "Meet Requirements." It is anticipated that the FFY 2020 criteria will include an increase in results indicators.

To support Maryland's commitment to narrow the opportunity and achievement gaps for infants, toddlers, and young children with disabilities and their families, the implementation of the *DEI/SES Strategic Plan: Moving Maryland Forward* provides a statewide differentiated framework for general supervision and performance support. Based upon comprehensive data analysis (including the SPP/APR local determination status), the Howard County Infants and Toddlers Program has been assigned the "**Targeted**" tier for the delivery of the DEI/SES technical assistance model for results. LITPs assigned to the Targeted tier will receive a comprehensive monitoring from the DEI/SES every other year

Local Infants and Toddlers Programs are strongly encouraged to work closely with their Local Interagency Coordinating Council (LICC) and Family Support Centers to perform an analysis of local data and infrastructure. The analysis should guide the development of strategies for data-informed decision-making, increased parent partnerships, strategic collaboration, and the use of evidence-based practices to improve the results for infants, toddlers, and young children with disabilities and their families. As we continue this shift in focus to results-driven accountability, the MSDE, DEI/SES will provide State and local professional learning opportunities.

Thank you for your hard work and commitment to excellence, equity, and efficiency. The MSDE is committed to supporting the efforts of the Howard County Infants and Toddlers Program to improve results for infants, toddlers, and preschool age children with disabilities and their families. If you have any questions or wish to request technical assistance, please do not hesitate to call me at 410-767-0238.

Sincerely,



Marcella E. Franczkowski, M.S.
Assistant State Superintendent
Division of Early Intervention and
Special Education Services

MEF/BMM/cw

Attachments

c: Dr. Karen B. Salmon
Dr. Carol A. Williamson
Dr. Terri Savage
Ms. Jennifer Riccardi
Branch Chiefs

Howard County Infants and Toddlers Program
Annual Data on Part C State Performance Plan (SPP) Priority Indicators
for the Period July 1, 2019 – June 30, 2020

Part C Annual SPP Performance Report								
SPP/APR Indicators <div><div></div> Results Indicator <div></div> Compliance Indicator</div>			FFY 2019 (SFY 2020)		Action Required	Previous Results		
			State Target	Local Results ¹		Target Met	FFY 2018	FFY 2017
2	Infants and Toddlers with IFSPs who receive services in natural environments COMAR 13A.13.01.07		94.50%	99.56%	Met	Target met. No further action required.	99.26%	99.30%
2 Ext IFSP	Infants and Toddlers with IFSPs who receive services in natural environments COMAR 13A.13.01.07		94.50%	100%	Met	Target met. No further action required.	100%	100%
3A	Birth - 4 Outcomes: Use of social – emotional skills COMAR 13A.13.01.08	1. Exits with substantial growth	60.37%	49.58%	Not Met	Target not met. Submit an Improvement Plan within 30 days from the date of this letter; identify the root causes and evidence-based practices to demonstrate improved child results.	58.03%	60.84%
		2. Exits within age expectations	60.64%	44.15%	Not Met	Target not met. Submit an Improvement Plan within 30 days from the date of this letter; identify the root causes and evidence-based practices to demonstrate improved child results.	46.18%	56.35%
3B	Birth - 4 Outcomes: Use of knowledge and skills COMAR 13A.13.01.08	1. Exits with substantial growth	63.71%	58.58%	Not Met	Target not met. Submit an Improvement Plan within 30 days from the date of this letter; identify the root causes and evidence-based practices to demonstrate improved child results.	62.25%	63.95%
		2. Exits within age expectations	55.53%	44.48%	Not Met	Target not met. Submit an Improvement Plan within 30 days from the date of this letter; identify the root causes and evidence-based practices to demonstrate improved child results.	44.18%	55.29%
3C	Birth - 4 Outcomes: Use of appropriate behaviors COMAR 13A.13.01.08	1. Exits with substantial growth	70.50%	57.55%	Not Met	Target not met. Submit an Improvement Plan within 30 days from the date of this letter; identify the root causes and evidence-based practices to demonstrate improved child results.	65.27%	69.83%

Howard County Infants and Toddlers Program
Annual Data on Part C State Performance Plan (SPP) Priority Indicators
for the Period July 1, 2019 – June 30, 2020

	2. Exits within age expectations	51.02%	37.12%	Not Met	Target not met. Submit an Improvement Plan within 30 days from the date of this letter; identify the root causes and evidence-based practices to demonstrate improved child results.	39.36%	47.62%
4A	Families who report EIS helped them know their rights 20 U.S.C. 1416a(3)(A) and 1442	93.00%	93.55%	Met	Target met. No further action required.	98.40%	95.93%
4B	Families who report EIS helped them communicate their child's needs 20 U.S.C. 1416a(3)(A) and 1442	92.50%	90.16%	Not Met	Target not met. Submit an Improvement Plan within 30 days from the date of this letter; identify the root causes and evidence-based practices to demonstrate improved child results.	97.54%	100%
4C	Families who report EIS helped them help their children develop and learn 20 U.S.C. 1416a(3)(A) and 1442	92.00%	90.16%	Not Met	Target not met. Submit an Improvement Plan within 30 days from the date of this letter; identify the root causes and evidence-based practices to demonstrate improved child results.	96.72%	98.35%
5	Children birth to one served as a percentage of the population birth to one COMAR 13A.13.02.04	1.56%	1.42%	Not Met	Target not met. Submit an Improvement Plan within 30 days from the date of this letter; identify the root causes and evidence-based practices to demonstrate improved child results.	1.19%	1.08%
6	Children birth to three served as a percentage of the population birth to 3 COMAR 13A.13.02.04	3.30%	4.19%	Met	Target met. No further action required.	3.66%	3.77%
1	Timely Delivery of IFSP Services COMAR 13A.13.01.07	100%	100%	Met	Target met. No further action required. Subsequent data demonstrated correction of the previous noncompliance identified in FFY 18-19 within one year of the written finding.	99.81%	100%
7	Percentage of toddlers for whom the evaluation and the initial IFSP was within 45 days from the date of referral COMAR 13A.13.01.07	100%	99.50%	Not Met	Target not met. Submit an Improvement Plan within 30 days from the date of this letter; identify the root causes and evidence-based practices to demonstrate improved	99.23%	99.57%

Howard County Infants and Toddlers Program
Annual Data on Part C State Performance Plan (SPP) Priority Indicators
for the Period July 1, 2019 – June 30, 2020

					child results. Correction of the noncompliance must be demonstrated and verified within one year. Subsequent data demonstrated correction of the previous noncompliance identified in FFY 18-19 within one year of the written finding.		
8A	Percentage of toddlers exiting Part C for whom transition steps and services were added to the IFSP at least 90 days, and not more than nine months, prior to the toddler's third birthday COMAR 13A.13.01.09	100%	99.26%	Not Met	Target not met. Submit an Improvement Plan within 30 days from the date of this letter; identify the root causes and evidence-based practices to demonstrate improved child results. Correction of the noncompliance must be demonstrated and verified within one year.	100%	100%
8B	Percentage of toddlers for whom the LEA and SEA were notified of potential Part B eligibility at least 90 days prior to the third birthday COMAR 13A.13.01.09	100%	100%	Met	Target met. No further action required.	100%	100%
8C	Percentage of children for whom the transition conference was held 90 days, and not more than nine months, prior to the toddler's third birthday COMAR 13A.13.01.09	100%	99.26%	Not Met	Target not met. Submit an Improvement Plan within 30 days from the date of this letter; identify the root causes and evidence-based practices to demonstrate improved child results. Correction of the noncompliance must be demonstrated and verified within one year.	100%	99.56%
	Correction of Noncompliance COMAR 13A.13.02.04	100%	100%	Met	Target met. No further action required.	100%	100%
	Timely and valid data	100%	100%	Met	Data and reports submitted in a timely and accurate manner. No further action required.	100%	100%
	Number of complaints filed	NA	0	NA	No further action required.	0	0
	Number of State complaints identified with violation(s)	NA	0	NA	No further action required.	0	0

Howard County Infants and Toddlers Program
Annual Data on Part C State Performance Plan (SPP) Priority Indicators
for the Period July 1, 2019 – June 30, 2020

	Number of State findings from State complaints corrected in a timely manner	NA	0	NA	No further action required.	0	0
	Number of due process hearings filed	NA	0	NA	No further action required.	0	0
	Number of due process hearings identified with violations	NA	0	NA	No further action required.	0	0
	Fiscal Accountability: Number of findings identified	NA	0	Met	No further action required.	0	0



Karen B. Salmon, Ph.D.
State Superintendent of Schools

April 21, 2021

Dr. Karen M. Couch
Superintendent
Kent County Public Schools
5608 Boundary Avenue
Rock Hall, MD 21661

Dear Dr. Couch:

The Maryland State Department of Education (MSDE), Division of Early Intervention and Special Education Services (DEI/SES) is required by the United States Department of Education (USDE), Office of Special Education Programs (OSEP) to make determinations annually regarding the performance of each local Infants and Toddlers Program (LITP) using one of the following four determination categories: “Meets Requirements,” “Needs Assistance,” “Needs Intervention,” or “Needs Substantial Intervention” [34 CFR §§303.700 and 300.703]. The MSDE, DEI/SES uses a results-based rubric for given indicators to evaluate each local Infants and Toddlers Program’s performance in meeting the State’s identified targets. For Federal Fiscal Year (FFY) 2019 determinations, the Kent County Infants and Toddlers Program has achieved the determination status of **“Meets Requirements.”**

Attached please find supporting documents:

1. *FFY 2019 Determination Overview* (identifies the Part C Indicators used to assign a local determination on page 1 – please note that fiscal and complaints/due process hearing data continues to be used);
2. *FFY 2019 Local Determination Scoring Criteria* (provides a six-year graduated results driven accountability plan used to make a local determination by year);
3. *FFY 2019 Annual Report Card on SPP/APR Part C Indicators* (provides a three-year local data analysis and required actions); and
4. *DEI/SES Differentiated Framework: Tiers of Supervision and Support* (provides the framework used by the DEI/SES to guide the level of monitoring and corresponding level of performance support provided to LITPs).

To implement a results-driven accountability system, we continue to focus on the three child outcome indicators. In 2015, a revised baseline was required and new targets established. Please see the attached *Part C Child Outcomes Baselines and Targets for Local Determinations* document. The DEI/SES has developed one set of baselines and targets that are inclusive of both children who receive services from birth to three and children who receive services through an Extended IFSP. The decision to examine child outcomes as one group independent of age was unanimously supported by LITP Directors and Preschool Coordinators through a stakeholder discussion held in 2014. Please note the attached revised baseline and targets for local determinations of Maryland’s LITPs will not be included in Maryland’s Annual Performance Report (APR) to OSEP. For federal reporting, OSEP requested that Maryland report child outcomes data for children birth to three years separately from child outcomes data for children older than three so that comparisons could be made with other states that are not serving children through an IFSP after age three.

The shift to a more balanced accountability approach does not relieve the DEI/SES from ensuring compliance, correction of identified noncompliance, and the receipt of timely and accurate data. As a result of the accountability shift to an increased emphasis on results, an LITP’s determination status may be impacted in the future.

The DEI/SES continues to recognize and value the commitment and delivery of high-quality services implemented by each (LITP). For the FFY2019 local determinations, data were collected from July 1, 2019 to June 30, 2020. While the majority of data used in FFY 2019 local determinations reflect program performance prior to the COVID-19 pandemic, the required local program responsive actions will be implemented during the recovery period. With the new need to support pandemic recovery efforts, the DEI/SES has revisited the previously disseminated determination criteria and has readjusted. For FFY 2019, the DEI/SES did not increase the number of results indicators required to "Meet Requirements." It is anticipated that the FFY 2020 criteria will include an increase in results indicators.

To support Maryland's commitment to narrow the opportunity and achievement gaps for infants, toddlers, and young children with disabilities and their families, the implementation of the *DEI/SES Strategic Plan: Moving Maryland Forward* provides a statewide differentiated framework for general supervision and performance support. Based upon comprehensive data analysis (including the SPP/APR local determination status), the Kent County Infants and Toddlers Program has been assigned the "**Universal**" tier for the delivery of the DEI/SES technical assistance model for results. LITPs assigned to the Universal tier will receive a comprehensive monitoring from the DEI/SES every four years.

LITPs are strongly encouraged to work closely with their Local Interagency Coordinating Council (LICC) and Family Support Centers to perform an analysis of local data and infrastructure. The analysis should guide the development of strategies for data-informed decision-making, increased parent partnerships, strategic collaboration, and the use of evidence-based practices to improve the results for infants, toddlers, and young children with disabilities and their families. As we continue this shift in focus to results-driven accountability, the MSDE, DEI/SES will provide State and local professional learning opportunities.

Thank you for your hard work and commitment to excellence, equity, and efficiency. The MSDE is committed to supporting the efforts of the Kent County Infants and Toddlers Program to improve results for infants, toddlers, and preschool age children with disabilities and their families. If you have any questions or wish to request technical assistance, please do not hesitate to call me at 410-767-0238.

Sincerely,



Marcella E. Franczkowski, M.S.
Assistant State Superintendent
Division of Early Intervention and
Special Education Services

MEF/BMM/mj

Attachments

c: Dr. Karen B. Salmon
Dr. Carol A. Williamson
Dr. Wendy Keen
Branch Chief

Kent County Infants and Toddlers Program
Annual Data on Part C State Performance Plan (SPP) Priority Indicators
for the Period July 1, 2019 – June 30, 2020

Part C Annual SPP Performance Report								
SPP/APR Indicators <div><div></div> Results Indicator</div> <div><div></div> Compliance Indicator</div>			FFY 2019 (SFY 2020)			Action Required	Previous Results	
			State Target	Local Results	Target Met		FFY 2018	FFY 2017
2	Infants and Toddlers with IFSPs who receive services in natural environments COMAR 13A.13.01.07		94.50%	100%	Met	Target met. No further action required.	100%	100%
2 Ext IFSP	Infants and Toddlers with IFSPs who receive services in natural environments COMAR 13A.13.01.07		94.50%	100%	Met	Target met. No further action required.	100%	100%
3A	Birth - 4 Outcomes: Use of social – emotional skills COMAR 13A.13.01.08	1. Exits with substantial growth	60.37%	80.00%	Met	Target met. No further action required.	80.00%	80.00%
		2. Exits within age expectations	60.64%	83.33%	Met	Target met. No further action required.	66.67%	87.50%
3B	Birth - 4 Outcomes: Use of knowledge and skills COMAR 13A.13.01.08	1. Exits with substantial growth	63.71%	60.00%	Not Met	Target not met. Submit an Improvement Plan within 30 days from the date of this letter; identify the root causes and evidence-based practices to demonstrate improved child results.	83.33%	80.00%
		2. Exits within age expectations	55.53%	83.33%	Met	Target met. No further action required.	50.00%	87.50%
3C	Birth - 4 Outcomes: Use of appropriate behaviors COMAR 13A.13.01.08	1. Exits with substantial growth	70.50%	100%	Met	Target met. No further action required.	80.00%	85.71%
		2. Exits within age expectations	51.02%	83.33%	Met	Target met. No further action required.	66.67%	87.50%
4A	Families who report EIS helped them know their rights 20 U.S.C. 1416a(3)(A) and 1442		93.00%	100%	Met	Target met. No further action required.	100%	100%
4B	Families who report EIS helped them communicate their child’s needs 20 U.S.C. 1416a(3)(A) and 1442		92.50%	100%	Met	Target met. No further action required.	100%	94.12%

Kent County Infants and Toddlers Program
Annual Data on Part C State Performance Plan (SPP) Priority Indicators
for the Period July 1, 2019 – June 30, 2020

4C	Families who report EIS helped them help their children develop and learn 20 U.S.C. 1416a(3)(A) and 1442	92.00%	100%	Met	Target met. No further action required.	100%	100%
5	Children birth to one served as a percentage of the population birth to one COMAR 13A.13.02.04	1.56%	2.82%	Met	Target met. No further action required.	2.74%	1.30%
6	Children birth to three served as a percentage of the population birth to 3 COMAR 13A.13.02.04	3.30%	6.00%	Met	Target met. No further action required.	5.02%	4.32%
1	Timely Delivery of IFSP Services COMAR 13A.13.01.07	100%	96.15%	Not Met	Target not met. Submit an Improvement Plan within 30 days from the date of this letter; identify the root causes and evidence-based practices to demonstrate improved child results. Correction of the noncompliance must be demonstrated and verified within one year.	100%	100%
7	Percentage of toddlers for whom the evaluation and the initial IFSP was within 45 days from the date of referral COMAR 13A.13.01.07	100%	100%	Met	Target met. No further action required.	100%	95.00%
8A	Percentage of toddlers exiting Part C for whom transition steps and services were added to the IFSP at least 90 days, and not more than nine months, prior to the toddler's third birthday COMAR 13A.13.01.09	100%	100%	Met	Target met. No further action required.	100%	100%
8B	Percentage of toddlers for whom the LEA and SEA were notified of potential Part B eligibility at least 90 days prior to the third birthday COMAR 13A.13.01.09	100%	100%	Met	Target met. No further action required.	100%	100%
8C	Percentage of children for whom the transition conference was held 90 days, and not more than nine months, prior to the toddler's third birthday COMAR 13A.13.01.09	100%	100%	Met	Target met. No further action required.	100%	100%
	Correction of Noncompliance	100%	100%	Met	Target met. No further action required.	100%	100%

Kent County Infants and Toddlers Program
Annual Data on Part C State Performance Plan (SPP) Priority Indicators
for the Period July 1, 2019 – June 30, 2020

	COMAR 13A.13.02.04						
	Timely and valid data	100%	100%	Met	Data and reports submitted in a timely and accurate manner. No further action required.	100%	100%
	Number of complaints filed	NA	0	NA	No further action required.	0	0
	Number of State complaints identified with violation(s)	NA	0	NA	No further action required.	0	0
	Number of State findings from State complaints corrected in a timely manner	NA	0	NA	No further action required.	0	0
	Number of due process hearings filed	NA	0	NA	No further action required.	0	0
	Number of due process hearings identified with violations	NA	0	NA	No further action required.	0	0
	Fiscal Accountability: Number of findings identified	NA	0	NA	No further action required.	0	0



Karen B. Salmon, Ph.D.
State Superintendent of Schools

April 21, 2021

Dr. Raymond Crowel
Director
Montgomery Co. Department of
Health and Human Services
401 Hungerford Drive, 5th Floor
Rockville, Maryland 20850

Dear Dr. Crowell:

The Maryland State Department of Education (MSDE), Division of Early Intervention and Special Education Services (DEI/SES) is required by the United States Department of Education (USDE), Office of Special Education Programs (OSEP) to make determinations annually regarding the performance of each local Infants and Toddlers Program (LITP) using one of the following four determination categories: “Meets Requirements,” “Needs Assistance,” “Needs Intervention,” or “Needs Substantial Intervention” [34 CFR §§303.700 and 300.703]. The MSDE, DEI/SES uses a results-based rubric for given indicators to evaluate each local Infants and Toddlers Program’s performance in meeting the State’s identified targets. For Federal Fiscal Year (FFY) 2019 determinations, the Montgomery County Infants and Toddlers Program has achieved the determination status of “**Meets Requirements.**”

Attached please find supporting documents:

1. *FFY 2019 Determination Overview* (identifies the Part C Indicators used to assign a local determination on page 1 – please note that fiscal and complaints/due process hearing data continues to be used);
2. *FFY 2019 Local Determination Scoring Criteria* (provides a six-year graduated results driven accountability plan used to make a local determination by year);
3. *FFY 2019 Annual Report Card on SPP/APR Part C Indicators* (provides a three-year local data analysis and required actions); and
4. *DEI/SES Differentiated Framework: Tiers of Supervision and Support* (provides the framework used by the DEI/SES to guide the level of monitoring and corresponding level of performance support provided to LITPs).

To implement a results-driven accountability system, we continue to focus on the three child outcome indicators. In 2015, a revised baseline was required and new targets established. Please see the attached *Part C Child Outcomes Baselines and Targets for Local Determinations* document. The DEI/SES has developed one set of baselines and targets that are inclusive of both children who receive services from birth to three and children who receive services through an Extended IFSP. The decision to examine child outcomes as one group independent of age was unanimously supported by LITP Directors and Preschool Coordinators through a stakeholder discussion held in 2014. Please note the attached revised baseline and targets for local determinations of Maryland’s LITPs will not be included in Maryland’s Annual Performance Report (APR) to OSEP. For federal reporting, OSEP requested that Maryland report child outcomes data for children birth to three years separately from child outcomes data for children older than three so that comparisons could be made with other states that are not serving children through an IFSP after age three.

The shift to a more balanced accountability approach does not relieve the DEI/SES from ensuring compliance, correction of identified noncompliance, and the receipt of timely and accurate data. As a result of the accountability shift to an increased emphasis on results, an LITP’s determination status may be impacted in the future.

The DEI/SES continues to recognize and value the commitment and delivery of high-quality services implemented by each (LITP). For the FFY2019 local determinations, data were collected from July 1, 2019 to June 30, 2020. While the majority of data used in FFY 2019 local determinations reflect program performance prior to the COVID-19 pandemic, the required local program responsive actions will be implemented during the recovery period. With the new need to support pandemic recovery efforts, the DEI/SES has revisited the previously disseminated determination criteria and has readjusted. For FFY 2019, the DEI/SES did not increase the number of results indicators required to "Meet Requirements." It is anticipated that the FFY 2020 criteria will include an increase in results indicators.

To support Maryland's commitment to narrow the opportunity and achievement gaps for infants, toddlers, and young children with disabilities and their families, the implementation of the *DEI/SES Strategic Plan: Moving Maryland Forward* provides a statewide differentiated framework for general supervision and performance support. Based upon comprehensive data analysis (including the SPP/APR local determination status), the Montgomery County Infants and Toddlers Program has been assigned the "**Universal**" tier for the delivery of the DEI/SES technical assistance model for results. LITPs assigned to the Universal tier will receive a comprehensive monitoring from the DEI/SES every four years.

LITP are strongly encouraged to work closely with their Local Interagency Coordinating Council (LICC) and Family Support Centers to perform an analysis of local data and infrastructure. The analysis should guide the development of strategies for data-informed decision-making, increased parent partnerships, strategic collaboration, and the use of evidence-based practices to improve the results for infants, toddlers, and young children with disabilities and their families. As we continue this shift in focus to results-driven accountability, the MSDE, DEI/SES will provide State and local professional learning opportunities.

Thank you for your hard work and commitment to excellence, equity, and efficiency. The MSDE is committed to supporting the efforts of the Montgomery County Infants and Toddlers Program to improve results for infants, toddlers, and preschool age children with disabilities and their families. If you have any questions or wish to request technical assistance, please do not hesitate to call me at 410-767-0238.

Sincerely,





Marcella E. Franczkowski, M.S.
Assistant State Superintendent
Division of Early Intervention and
Special Education Services

MEF/BMM/mj

Attachments

c: Dr. Karen B. Salmon
Dr. Carol A. Williamson
Mr. Philip A Lynch
Ms. Mary Manning-Falzarano
Branch Chief

Montgomery County Infants and Toddlers Program
Annual Data on Part C State Performance Plan (SPP) Priority Indicators
for the Period July 1, 2019 – June 30, 2020

Part C Annual SPP Performance Report							
SPP/APR Indicators		FFY 2019 (SFY 2020)			Action Required	Previous Results	
 Results Indicator	 Compliance Indicator	State Target	Local Results ¹	Target Met		FFY 2018	FFY 2017
2	Infants and Toddlers with IFSPs who receive services in natural environments COMAR 13A.13.01.07	94.50%	97.43%	Met	Target met. No further action required.	96.29%	95.47%
2 Ext IFSP	Infants and Toddlers with IFSPs who receive services in natural environments COMAR 13A.13.01.07	94.50%	98.99%	Met	Target met. No further action required.	99.06%	99.25%
3A	Birth - 4 Outcomes: Use of social – emotional skills COMAR 13A.13.01.08	60.37%	52.10%	Not Met	Target not met. Submit an Improvement Plan within 30 days from the date of this letter; identify the root causes and evidence-based practices to demonstrate improved child results.	49.51%	49.68%
	2. Exits within age expectations	60.64%	45.84%	Not Met	Target not met. Submit an Improvement Plan within 30 days from the date of this letter; identify the root causes and evidence-based practices to demonstrate improved child results.	48.77%	54.90%
3B	Birth - 4 Outcomes: Use of knowledge and skills COMAR 13A.13.01.08	63.71%	59.12%	Not Met	Target not met. Submit an Improvement Plan within 30 days from the date of this letter; identify the root causes and evidence-based practices to demonstrate improved child results.	56.94%	59.09%
	2. Exits within age expectations	55.53%	43.97%	Not Met	Target not met. Submit an Improvement Plan within 30 days from the date of this letter; identify the root causes and evidence-based practices to demonstrate improved child results.	44.53%	51.29%
3C	Birth - 4 Outcomes: Use of appropriate behaviors COMAR 13A.13.01.08	70.50%	60.05%	Not Met	Target not met. Submit an Improvement Plan within 30 days from the date of this letter; identify the root causes and evidence-based practices to demonstrate improved	58.20%	62.28%

Montgomery County Infants and Toddlers Program
Annual Data on Part C State Performance Plan (SPP) Priority Indicators
for the Period July 1, 2019 – June 30, 2020

		2. Exits within age expectations	51.02%	43.21%	Not Met	child results. Target not met. Submit an Improvement Plan within 30 days from the date of this letter; identify the root causes and evidence-based practices to demonstrate improved child results.	44.15%	48.05%
4A	Families who report EIS helped them know their rights 20 U.S.C. 1416a(3)(A) and 1442		93.00%	96.19%	Met	Target met. No further action required.	97.79%	97.94%
4B	Families who report EIS helped them communicate their child's needs 20 U.S.C. 1416a(3)(A) and 1442		92.50%	94.95%	Met	Target met. No further action required.	97.93%	98.88%
4C	Families who report EIS helped them help their children develop and learn 20 U.S.C. 1416a(3)(A) and 1442		92.00%	95.30%	Met	Target met. No further action required.	99.2%	98.73%
5	Children birth to one served as a percentage of the population birth to one COMAR 13A.13.02.04		1.56%	1.84%	Met	Target met. No further action required.	1.80%	1.86%
6	Children birth to three served as a percentage of the population birth to 3 COMAR 13A.13.02.04		3.30%	4.62%	Met	Target met. No further action required.	4.20%	4.48%
1	Timely Delivery of IFSP Services COMAR 13A.13.01.07		100%	99.56%	Not Met	Target not met. Submit an Improvement Plan within 30 days from the date of this letter; identify the root causes and evidence-based practices to demonstrate improved child results. Correction of the noncompliance must be demonstrated and verified within one year. Subsequent data demonstrated correction of the previous noncompliance identified in FFY 18-19 within one year of the written finding.	99.54%	99.59%
7	Percentage of toddlers for whom the evaluation and the initial IFSP was within 45 days from the date of referral		100%	99.83%	Not Met	Target not met. Submit an Improvement Plan within 30 days from the date of this letter; identify the root causes and evidence-	99.76%	99.90%

Montgomery County Infants and Toddlers Program
Annual Data on Part C State Performance Plan (SPP) Priority Indicators
for the Period July 1, 2019 – June 30, 2020

	COMAR 13A.13.01.07				based practices to demonstrate improved child results. Correction of the noncompliance must be demonstrated and verified within one year. Subsequent data demonstrated correction of the previous noncompliance identified in FFY 18-19 within one year of the written finding.		
8A	Percentage of toddlers exiting Part C for whom transition steps and services were added to the IFSP at least 90 days, and not more than nine months, prior to the toddler's third birthday COMAR 13A.13.01.09	100%	99.44%	Not Met	Target not met. Submit an Improvement Plan within 30 days from the date of this letter; identify the root causes and evidence-based practices to demonstrate improved child results. Correction of the noncompliance must be demonstrated and verified within one year.	100%	100%
8B	Percentage of toddlers for whom the LEA and SEA were notified of potential Part B eligibility at least 90 days prior to the third birthday COMAR 13A.13.01.09	100%	100%	Met	Target met. No further action required.	100%	100%
8C	Percentage of children for whom the transition conference was held 90 days, and not more than nine months, prior to the toddler's third birthday COMAR 13A.13.01.09	100%	99.44%	Not Met	Target not met. Submit an Improvement Plan within 30 days from the date of this letter; identify the root causes and evidence-based practices to demonstrate improved child results. Correction of the noncompliance must be demonstrated and verified within one year. Subsequent data demonstrated correction of the previous noncompliance identified in FFY 18-19 within one year of the written finding.	99.41%	100%
	Correction of Noncompliance COMAR 13A.13.02.04	100%	100%	Met	Target met. No further action required.	100%	100%
	Timely and valid data	100%	100%	Met	Data and reports submitted in a timely and accurate manner. No further action required.	100%	100%
	Number of complaints filed	NA	0	NA	No further action required.	0	0

Montgomery County Infants and Toddlers Program
Annual Data on Part C State Performance Plan (SPP) Priority Indicators
for the Period July 1, 2019 – June 30, 2020

	Number of State complaints identified with violation(s)	NA	0	NA	No further action required.	0	0
	Number of State findings from State complaints corrected in a timely manner	NA	0	NA	No further action required.	0	0
	Number of due process hearings filed	NA	0	NA	No further action required.	0	0
	Number of due process hearings identified with violations	NA	0	NA	No further action required.	0	0
	Fiscal Accountability: Number of findings identified	NA	0	Met	No further action required.	0	0



Karen B. Salmon, Ph.D.
State Superintendent of Schools

April 21, 2021

Dr. Monica E. Goldson
Chief Executive Officer
Prince George's County Public Schools
14201 School Lane

Upper Marlboro, MD 20772

Dear Dr. Goldson:

The Maryland State Department of Education (MSDE), Division of Early Intervention and Special Education Services (DEI/SES) is required by the United States Department of Education (USDE), Office of Special Education Programs (OSEP) to make determinations annually regarding the performance of each local Infants and Toddlers Program (LITP) using one of the following four determination categories: "Meets Requirements," "Needs Assistance," "Needs Intervention," or "Needs Substantial Intervention" [34 CFR §§303.700 and 300.703]. The MSDE, DEI/SES uses a results-based rubric for given indicators to evaluate each local Infants and Toddlers Program's performance in meeting the State's identified targets. For Federal Fiscal Year (FFY) 2019 determinations, the Prince George's County Infants and Toddlers Program has achieved the determination status of **"Meets Requirements."**

Attached please find supporting documents:

1. *FFY 2019 Determination Overview* (identifies the Part C Indicators used to assign a local determination on page 1 – please note that fiscal and complaints/due process hearing data continues to be used);
2. *FFY 2019 Local Determination Scoring Criteria* (provides a six-year graduated results driven accountability plan used to make a local determination by year);
3. *FFY 2019 Annual Report Card on SPP/APR Part C Indicators* (provides a three-year local data analysis and required actions); and
4. *DEI/SES Differentiated Framework: Tiers of Supervision and Support* (provides the framework used by the DEI/SES to guide the level of monitoring and corresponding level of performance support provided to LITPs).

To implement a results-driven accountability system, we continue to focus on the three child outcome indicators. In 2015, a revised baseline was required and new targets established. Please see the attached *Part C Child Outcomes Baselines and Targets for Local Determinations* document. The DEI/SES has developed one set of baselines and targets that are inclusive of both children who receive services from birth to three and children who receive services through an Extended IFSP. The decision to examine child outcomes as one group independent of age was unanimously supported by LITP Directors and Preschool Coordinators through a stakeholder discussion held in 2014. Please note the attached revised baseline and targets for local determinations of Maryland's LITPs will not be included in Maryland's Annual Performance Report (APR) to OSEP. For federal reporting, OSEP requested that Maryland report child outcomes data for children birth to three years separately from child outcomes data for children older than three so that comparisons could be made with other states that are not serving children through an IFSP after age three.

The shift to a more balanced accountability approach does not relieve the DEI/SES from ensuring compliance, correction of identified noncompliance, and the receipt of timely and accurate data. As a result of the accountability shift to an increased emphasis on results, an LITP's determination status may be impacted in the future.

Dr. Monica E. Goldson
April 21, 2021
Page Two

The DEI/SES continues to recognize and value the commitment and delivery of high-quality services implemented by each local LITP. For the FFY2019 local determinations, data were collected from July 1, 2019 to June 30, 2020. While the majority of data used in FFY 2019 local determinations reflect program performance prior to the COVID-19 pandemic, the required local program responsive actions will be implemented during the recovery period. With the new need to support pandemic recovery efforts, the DEI/SES has revisited the previously disseminated determination criteria and has readjusted. For FFY 2019, the DEI/SES did not increase the number of results indicators required to "Meet Requirements." It is anticipated that the FFY 2020 criteria will include an increase in results indicators.

To support Maryland's commitment to narrow the opportunity and achievement gaps for infants, toddlers, and young children with disabilities and their families, the implementation of the *DEI/SES Strategic Plan: Moving Maryland Forward* provides a statewide differentiated framework for general supervision and performance support. Based upon comprehensive data analysis (including the SPP/APR local determination status), the Prince George's County Infants and Toddlers Program has been assigned the "**Universal**" tier for the delivery of the DEI/SES technical assistance model for results. LITPs assigned to the Universal tier will receive a comprehensive monitoring from the DEI/SES every four years.

LITPs are strongly encouraged to work closely with their Local Interagency Coordinating Council (LICC) and Family Support Centers to perform an analysis of local data and infrastructure. The analysis should guide the development of strategies for data-informed decision-making, increased parent partnerships, strategic collaboration, and the use of evidence-based practices to improve the results for infants, toddlers, and young children with disabilities and their families. As we continue this shift in focus to results-driven accountability, the MSDE, DEI/SES will provide State and local professional learning opportunities.

Thank you for your hard work and commitment to excellence, equity, and efficiency. The MSDE is committed to supporting the efforts of the Prince George's County Infants and Toddlers Program to improve results for infants, toddlers, and preschool age children with disabilities and their families. If you have any questions or wish to request technical assistance, please do not hesitate to call me at 410-767-0238.

Sincerely,





Marcella E. Franczkowski, M.S.
Assistant State Superintendent
Division of Early Intervention and
Special Education Services

MEF/BMM/mj

Attachments

c: Dr. Karen B. Salmon
Dr. Carol A. Williamson
Ms. Trinell Bowman
Ms. Alyson Felder
Branch Chiefs

Prince George's County Infants and Toddlers Program
Annual Data on Part C State Performance Plan (SPP) Priority Indicators
for the Period July 1, 2019 – June 30, 2020

Part C Annual SPP Performance Report							
SPP/APR Indicators		FFY 2019 (SFY 2020)			Action Required	Previous Results	
 Results Indicator	 Compliance Indicator	State Target	Local Results ¹	Target Met		FFY 2018	FFY 2017
2	Infants and Toddlers with IFSPs who receive services in natural environments COMAR 13A.13.01.07	94.50%	98.74%	Met	Target met. No further action required.	97.78%	94.96%
2 Ext IFSP	Infants and Toddlers with IFSPs who receive services in natural environments COMAR 13A.13.01.07	94.50%	99.09%	Met	Target met. No further action required.	100%	100%
3A	Birth - 4 Outcomes: Use of social – emotional skills COMAR 13A.13.01.08	1. Exits with substantial growth	60.37%	67.76%	Met	Target met. No further action required.	67.77%
		2. Exits within age expectations	60.64%	39.65%	Not Met	Target not met. Submit an Improvement Plan within 30 days from the date of this letter; identify the root causes and evidence-based practices to demonstrate improved child results.	43.21%
3B	Birth - 4 Outcomes: Use of knowledge and skills COMAR 13A.13.01.08	1. Exits with substantial growth	63.71%	69.17%	Met	Target met. No further action required.	70.90%
		2. Exits within age expectations	55.53%	35.88%	Not Met	Target not met. Submit an Improvement Plan within 30 days from the date of this letter; identify the root causes and evidence-based practices to demonstrate improved child results.	39.91%
3C	Birth - 4 Outcomes: Use of appropriate behaviors COMAR 13A.13.01.08	1. Exits with substantial growth	70.50%	69.93%	Not Met	Target not met. Submit an Improvement Plan within 30 days from the date of this letter; identify the root causes and evidence-based practices to demonstrate improved child results.	72.39%

1

Prince George's County Infants and Toddlers Program
Annual Data on Part C State Performance Plan (SPP) Priority Indicators
for the Period July 1, 2019 – June 30, 2020

		2. Exits within age expectations	51.02%	40.06%	Not Met	Target not met. Submit an Improvement Plan within 30 days from the date of this letter; identify the root causes and evidence-based practices to demonstrate improved child results.	42.15%	41.17%
4A	Families who report EIS helped them know their rights 20 U.S.C. 1416a(3)(A) and 1442		93.00%	96.61%	Met	Target met. No further action required.	97.76%	97.89%
4B	Families who report EIS helped them communicate their child's needs 20 U.S.C. 1416a(3)(A) and 1442		92.50%	94.87%	Met	Target met. No further action required.	98.13%	96.99%
4C	Families who report EIS helped them help their children develop and learn 20 U.S.C. 1416a(3)(A) and 1442		92.00%	94.69%	Met	Target met. No further action required.	98.74%	97.73%
5	Children birth to one served as a percentage of the population birth to one COMAR 13A.13.02.04		1.56%	1.63%	Met	Target met. No further action required.	1.70%	1.30%
6	Children birth to three served as a percentage of the population birth to 3 COMAR 13A.13.02.04		3.30%	4.21%	Met	Target met. No further action required.	3.75%	3.71%
1	Timely Delivery of IFSP Services COMAR 13A.13.01.07		100%	99.40%	Not Met	Target not met. Submit an Improvement Plan within 30 days from the date of this letter; identify the root causes and evidence-based practices to demonstrate improved child results. Correction of the noncompliance must be demonstrated and verified within one year. Subsequent data demonstrated correction of the previous noncompliance identified in FFY 18-19 within one year of the written finding.	98.53%	98.91%
7	Percentage of toddlers for whom the evaluation and the initial IFSP was within 45 days from the date of referral COMAR 13A.13.01.07		100%	99.43%	Not Met	Target not met. Submit an Improvement Plan within 30 days from the date of this letter; identify the root causes and evidence-based practices to demonstrate improved child results. Correction of the	99.88%	100%

Prince George's County Infants and Toddlers Program
Annual Data on Part C State Performance Plan (SPP) Priority Indicators
for the Period July 1, 2019 – June 30, 2020

					noncompliance must be demonstrated and verified within one year. Subsequent data demonstrated correction of the previous noncompliance identified in FFY 18-19 within one year of the written finding.		
8A	Percentage of toddlers exiting Part C for whom transition steps and services were added to the IFSP at least 90 days, and not more than nine months, prior to the toddler's third birthday COMAR 13A.13.01.09	100%	99.87%	Not Met	Target not met. Submit an Improvement Plan within 30 days from the date of this letter; identify the root causes and evidence-based practices to demonstrate improved child results. Correction of the noncompliance must be demonstrated and verified within one year.	100%	100%
8B	Percentage of toddlers for whom the LEA and SEA were notified of potential Part B eligibility at least 90 days prior to the third birthday COMAR 13A.13.01.09	100%	100%	Met	Target met. No further action required.	100%	100%
8C	Percentage of children for whom the transition conference was held 90 days, and not more than nine months, prior to the toddler's third birthday COMAR 13A.13.01.09	100%	99.74%	Not Met	Target not met. Submit an Improvement Plan within 30 days from the date of this letter; identify the root causes and evidence-based practices to demonstrate improved child results. Correction of the noncompliance must be demonstrated and verified within one year. Subsequent data demonstrated correction of the previous noncompliance identified in FFY 18-19 within one year of the written finding.	99.86%	100%
	Correction of Noncompliance COMAR 13A.13.02.04	100%	100%	Met	Target met. No further action required.	100%	100%
	Timely and valid data	100%	100%	Met	Data and reports submitted in a timely and accurate manner. No further action required.	100%	100%
	Number of complaints filed	NA	0	NA	No further action required.	0	0
	Number of State complaints identified with	NA	0	NA	No further action required.	0	0

Prince George's County Infants and Toddlers Program
Annual Data on Part C State Performance Plan (SPP) Priority Indicators
for the Period July 1, 2019 – June 30, 2020

	violation(s)						
	Number of State findings from State complaints corrected in a timely manner	NA	0	NA	No further action required.	0	0
	Number of due process hearings filed	NA	0	NA	No further action required.	0	0
	Number of due process hearings identified with violations	NA	0	NA	No further action required.	0	0
	Fiscal Accountability: Number of findings identified	NA	0	Met	No further action required.	0	1



Karen B. Salmon, Ph.D.
State Superintendent of Schools

April 21, 2021

Dr. Andrea Kane
Superintendent
Queen Anne's Co. Board of Education
202 Chesterfield Avenue
Centreville, MD 21617

Dear Dr. Kane:

The Maryland State Department of Education (MSDE), Division of Early Intervention and Special Education Services (DEI/SES) is required by the United States Department of Education (USDE), Office of Special Education Programs (OSEP) to make determinations annually regarding the performance of each local Infants and Toddlers Program (LITP) using one of the following four determination categories: "Meets Requirements," "Needs Assistance," "Needs Intervention," or "Needs Substantial Intervention" [34 CFR §§303.700 and 300.703]. The MSDE, DEI/SES uses a results-based rubric for given indicators to evaluate each local Infants and Toddlers Program's performance in meeting the State's identified targets. For Federal Fiscal Year (FFY) 2019 determinations, the Queen Anne's County Infants and Toddlers Program has achieved the determination status of "**Meets Requirements.**"

Attached please find supporting documents:

1. *FFY 2019 Determination Overview* (identifies the Part C Indicators used to assign a local determination on page 1 – please note that fiscal and complaints/due process hearing data continues to be used);
2. *FFY 2019 Local Determination Scoring Criteria* (provides a six-year graduated results driven accountability plan used to make a local determination by year);
3. *FFY 2019 Annual Report Card on SPP/APR Part C Indicators* (provides a three-year local data analysis and required actions); and
4. *DEI/SES Differentiated Framework: Tiers of Supervision and Support* (provides the framework used by the DEI/SES to guide the level of monitoring and corresponding level of performance support provided to LITPs).

To implement a results-driven accountability system, we continue to focus on the three child outcome indicators. In 2015, a revised baseline was required and new targets established. Please see the attached *Part C Child Outcomes Baselines and Targets for Local Determinations* document. The DEI/SES has developed one set of baselines and targets that are inclusive of both children who receive services from birth to three and children who receive services through an Extended IFSP. The decision to examine child outcomes as one group independent of age was unanimously supported by LITP Directors and Preschool Coordinators through a stakeholder discussion held in 2014. Please note the attached revised baseline and targets for local determinations of Maryland's LITPs will not be included in Maryland's Annual Performance Report (APR) to OSEP. For federal reporting, OSEP requested that Maryland report child outcomes data for children birth to three years separately from child outcomes data for children older than three so that comparisons could be made with other states that are not serving children through an IFSP after age three.

The shift to a more balanced accountability approach does not relieve the DEI/SES from ensuring compliance, correction of identified noncompliance, and the receipt of timely and accurate data. As a result of the accountability shift to an increased emphasis on results, an LITP's determination status may be impacted in the future.

Dr. Andrea Kane
April 21, 2021
Page Two

The DEI/SES continues to recognize and value the commitment and delivery of high-quality services implemented by each (LITP). For the FFY2019 local determinations, data were collected from July 1, 2019 to June 30, 2020. While the majority of data used in FFY 2019 local determinations reflect program performance prior to the COVID-19 pandemic, the required local program responsive actions will be implemented during the recovery period. With the new need to support pandemic recovery efforts, the DEI/SES has revisited the previously disseminated determination criteria and has readjusted. For FFY 2019, the DEI/SES did not increase the number of results indicators required to "Meet Requirements." It is anticipated that the FFY 2020 criteria will include an increase in results indicators.

To support Maryland's commitment to narrow the opportunity and achievement gaps for infants, toddlers, and young children with disabilities and their families, the implementation of the *DEI/SES Strategic Plan: Moving Maryland Forward* provides a statewide differentiated framework for general supervision and performance support. Based upon comprehensive data analysis (including the SPP/APR local determination status), the Queen Anne's County Infants and Toddlers Program has been assigned the "**Universal**" tier for the delivery of the DEI/SES technical assistance model for results. LITPs assigned to the Universal tier will receive a comprehensive monitoring from the DEI/SES every four years.

LITP are strongly encouraged to work closely with their Local Interagency Coordinating Council (LICC) and Family Support Centers to perform an analysis of local data and infrastructure. The analysis should guide the development of strategies for data-informed decision-making, increased parent partnerships, strategic collaboration, and the use of evidence-based practices to improve the results for infants, toddlers, and young children with disabilities and their families. As we continue this shift in focus to results-driven accountability, the MSDE, DEI/SES will provide State and local professional learning opportunities.

Thank you for your hard work and commitment to excellence, equity, and efficiency. The MSDE is committed to supporting the efforts of the Queen Anne's County Infants and Toddlers Program to improve results for infants, toddlers, and preschool age children with disabilities and their families. If you have any questions or wish to request technical assistance, please do not hesitate to call me at 410-767-0238.

Sincerely,



Marcella E. Franczkowski, M.S.
Assistant State Superintendent
Division of Early Intervention and
Special Education Services

MEF/BMM/mj

Attachments

c: Dr. Karen B. Salmon
Dr. Carol A. Williamson
Ms. Joeleen Smith
Ms. Dawn Fraser
Branch Chief

Queen Anne's County Infants and Toddlers Program
Annual Data on Part C State Performance Plan (SPP) Priority Indicators
for the Period July 1, 2019 – June 30, 2020

Part C Annual SPP Performance Report								
SPP/APR Indicators <div>Results Indicator</div> <div>Compliance Indicator</div>			FFY 2019 (SFY 2020)			Action Required	Previous Results	
			State Target	Local Results	Target Met		FFY 2018	FFY 2017
2	Infants and Toddlers with IFSPs who receive services in natural environments COMAR 13A.13.01.07		94.50%	100%	Met	Target met. No further action required.	98.63%	100%
2 Ext IFSP	Infants and Toddlers with IFSPs who receive services in natural environments COMAR 13A.13.01.07		94.50%	100%	Met	Target met. No further action required.	100%	100%
3A	Birth - 4 Outcomes: Use of social – emotional skills COMAR 13A.13.01.08	1. Exits with substantial growth	60.37%	83.67%	Met	Target met. No further action required.	74.19%	65.45%
		2. Exits within age expectations	60.64%	56.67%	Not Met	Target not met. Submit an Improvement Plan within 30 days from the date of this letter; identify the root causes and evidence-based practices to demonstrate improved child results.	42.86%	33.87%
3B	Birth - 4 Outcomes: Use of knowledge and skills COMAR 13A.13.01.08	1. Exits with substantial growth	63.71%	80.39%	Met	Target met. No further action required.	75.00%	65.45%
		2. Exits within age expectations	55.53%	56.67%	Met	Target met. No further action required.	42.86%	37.10%
3C	Birth - 4 Outcomes: Use of appropriate behaviors COMAR 13A.13.01.08	1. Exits with substantial growth	70.50%	78.95%	Met	Target met. No further action required.	76.47%	67.80%
		2. Exits within age expectations	51.02%	44.67%	Not Met	Target not met. Submit an Improvement Plan within 30 days from the date of this letter; identify the root causes and evidence-based practices to demonstrate improved child results.	37.14%	30.65%

Queen Anne's County Infants and Toddlers Program
Annual Data on Part C State Performance Plan (SPP) Priority Indicators
for the Period July 1, 2019 – June 30, 2020

4A	Families who report EIS helped them know their rights 20 U.S.C. 1416a(3)(A) and 1442	93.00%	90.91%	Not Met	Target not met. Submit an Improvement Plan within 30 days from the date of this letter; identify the root causes and evidence-based practices to demonstrate improved child results.	98.21%	100%
4B	Families who report EIS helped them communicate their child's needs 20 U.S.C. 1416a(3)(A) and 1442	92.50%	90.00%	Not Met	Target not met. Submit an Improvement Plan within 30 days from the date of this letter; identify the root causes and evidence-based practices to demonstrate improved child results.	98.21%	97.30%
4C	Families who report EIS helped them help their children develop and learn 20 U.S.C. 1416a(3)(A) and 1442	92.00%	100%	Met	Target met. No further action required.	98.11%	100%
5	Children birth to one served as a percentage of the population birth to one COMAR 13A.13.02.04	1.56%	1.41%	Not Met	Target not met. Submit an Improvement Plan within 30 days from the date of this letter; identify the root causes and evidence-based practices to demonstrate improved child results.	3.18%	1.72%
6	Children birth to three served as a percentage of the population birth to 3 COMAR 13A.13.02.04	3.30%	4.92%	Met	Target met. No further action required.	4.68%	4656%
1	Timely Delivery of IFSP Services COMAR 13A.13.01.07	100%	97.67%	Not Met	Target not met. Submit an Improvement Plan within 30 days from the date of this letter; identify the root causes and evidence-based practices to demonstrate improved child results. Correction of the noncompliance must be demonstrated and verified within one year. Subsequent data demonstrated correction of the previous noncompliance identified in FFY 18-19 within one year of the written finding.	98.90%	100%
7	Percentage of toddlers for whom the evaluation and the initial IFSP was within 45 days from the date of referral COMAR 13A.13.01.07	100%	100%	Met	Target met. No further action required. Subsequent data demonstrated correction of the pervious noncompliance identified in FFY 18-19 within one year of the written finding.	98.67%	98.61%

Queen Anne's County Infants and Toddlers Program
Annual Data on Part C State Performance Plan (SPP) Priority Indicators
for the Period July 1, 2019 – June 30, 2020

8A	Percentage of toddlers exiting Part C for whom transition steps and services were added to the IFSP at least 90 days, and not more than nine months, prior to the toddler's third birthday COMAR 13A.13.01.09	100%	100%	Met	Target met. No further action required.	100%	100%
8B	Percentage of toddlers exiting Part C for whom transition steps and services were added to the IFSP at least 90 days, and not more than nine months, prior to the toddler's third birthday COMAR 13A.13.01.09	100%	100%	Met	Target met. No further action required.	100%	100%
8C	Percentage of toddlers for whom the LEA and SEA were notified of potential Part B eligibility at least 90 days prior to the third birthday COMAR 13A.13.01.09	100%	100%	Met	Target met. No further action required.	100%	100%
	Correction of Noncompliance COMAR 13A.13.02.04	100%	100%	Met	Target met. No further action required.	100%	100%
	Timely and valid data	100%	100%	Met	Data and reports submitted in a timely and accurate manner. No further action required.	<100%	100%
	Number of complaints filed	NA	0	NA	No further action required.	0	0
	Number of State complaints identified with violation(s)	NA	0	NA	No further action required.	0	0
	Number of State findings from State complaints corrected in a timely manner	NA	0	NA	No further action required.	0	0
	Number of due process hearings filed	NA	0	NA	No further action required.	0	0
	Number of due process hearings identified with violations	NA	0	NA	No further action required.	0	0
	Fiscal Accountability: Number of findings identified	NA	0	NA	No further action required.	0	0



Karen B. Salmon, Ph.D.
State Superintendent of Schools

April 21, 2021

Dr. James Scott Smith
Superintendent
St. Mary's County Public Schools
23160 Moakley Street, Suite 109
Leonardtown, MD 20650

Dear Dr. Smith:

The Maryland State Department of Education (MSDE), Division of Early Intervention and Special Education Services (DEI/SES) is required by the United States Department of Education (USDE), Office of Special Education Programs (OSEP) to make determinations annually regarding the performance of each local Infants and Toddlers Program (LITP) using one of the following four determination categories: "Meets Requirements," "Needs Assistance," "Needs Intervention," or "Needs Substantial Intervention" [34 CFR §§303.700 and 300.703]. The MSDE, DEI/SES uses a results-based rubric for given indicators to evaluate each local Infants and Toddlers Program's performance in meeting the State's identified targets. For Federal Fiscal Year (FFY) 2019 determinations, the St. Mary's County Infants and Toddlers Program has achieved the determination status of **"Needs Assistance – Year 1."**

Attached please find supporting documents:

1. *FFY 2019 Determination Overview* (identifies the Part C Indicators used to assign a local determination on page 1 – please note that fiscal and complaints/due process hearing data continues to be used);
2. *FFY 2019 Local Determination Scoring Criteria* (provides a six-year graduated results driven accountability plan used to make a local determination by year);
3. *FFY 2019 Annual Report Card on SPP/APR Part C Indicators* (provides a three-year local data analysis and required actions); and
4. *DEI/SES Differentiated Framework: Tiers of Supervision and Support* (provides the framework used by the DEI/SES to guide the level of monitoring and corresponding level of performance support provided to LITPs).

To implement a results-driven accountability system, we continue to focus on the three child outcome indicators. In 2015, a revised baseline was required and new targets established. Please see the attached *Part C Child Outcomes Baselines and Targets for Local Determinations* document. The DEI/SES has developed one set of baselines and targets that are inclusive of both children who receive services from birth to three and children who receive services through an Extended IFSP. The decision to examine child outcomes as one group independent of age was unanimously supported by LITP Directors and Preschool Coordinators through a stakeholder discussion held in 2014. Please note the attached revised baseline and targets for local determinations of Maryland's LITPs will not be included in Maryland's Annual Performance Report (APR) to OSEP. For federal reporting, OSEP requested that Maryland report child outcomes data for children birth to three years separately from child outcomes data for children older than three so that comparisons could be made with other states that are not serving children through an IFSP after age three.

The shift to a more balanced accountability approach does not relieve the DEI/SES from ensuring compliance, correction of identified noncompliance, and the receipt of timely and accurate data. As a result of the accountability shift to an increased emphasis on results, an LITP's determination status may be impacted in the future.

The DEI/SES continues to recognize and value the commitment and delivery of high-quality services implemented by each local Infants and Toddlers Program (LITP). For the FFY2019 local determinations, data were collected from July 1, 2019 to June 30, 2020. While the majority of data used in FFY 2019 local determinations reflect program performance prior to the COVID-19 pandemic, the required local program responsive actions will be implemented during the recovery period. With the new need to support pandemic recovery efforts, the DEI/SES has revisited the previously disseminated determination criteria and has readjusted. For FFY 2019, the DEI/SES did not increase the number of results indicators required to "Meet Requirements." It is anticipated that the FFY 2020 criteria will include an increase in results indicators.

To support Maryland's commitment to narrow the opportunity and achievement gaps for infants, toddlers, and young children with disabilities and their families, the implementation of the *DEI/SES Strategic Plan: Moving Maryland Forward* provides a statewide differentiated framework for general supervision and performance support. Based upon comprehensive data analysis (including the SPP/APR local determination status), the St. Mary's County Infants and Toddlers Program has been assigned the "Universal" tier for the delivery of the DEI/SES technical assistance model for results. LITPs assigned to the Universal tier will receive a comprehensive monitoring from the DEI/SES every four years.

Local Infants and Toddlers Programs are strongly encouraged to work closely with their Local Interagency Coordinating Council (LICC) and Family Support Centers to perform an analysis of local data and infrastructure. The analysis should guide the development of strategies for data-informed decision-making, increased parent partnerships, strategic collaboration, and the use of evidence-based practices to improve the results for infants, toddlers, and young children with disabilities and their families. As we continue this shift in focus to results-driven accountability, the MSDE, DEI/SES will provide State and local professional learning opportunities.

Thank you for your hard work and commitment to excellence, equity, and efficiency. The MSDE is committed to supporting the efforts of the St. Mary's County Infants and Toddlers Program to improve results for infants, toddlers, and preschool age children with disabilities and their families. If you have any questions or wish to request technical assistance, please do not hesitate to call me at 410-767-0238.

Sincerely,





Marcella E. Franczkowski, M.S.
Assistant State Superintendent
Division of Early Intervention and
Special Education Services

MEF/BMM/cw
Attachments

c: Dr. Karen B. Salmon
Dr. Carol A. Williamson
Mr. Scott Szczerbiak
Ms. Cynthia Kilcoyne
Branch Chiefs

St. Mary's County Infants and Toddlers Program
Annual Data on Part C State Performance Plan (SPP) Priority Indicators
for the Period July 1, 2019 – June 30, 2020

Part C Annual SPP Performance Report							
SPP/APR Indicators		FFY 2019 (SFY 2020)			Action Required	Previous Results	
 Results Indicator	 Compliance Indicator	State Target	Local Results	Target Met		FFY 2018	FFY 2017
2	Infants and Toddlers with IFSPs who receive services in natural environments COMAR 13A.13.01.07	94.50%	99.39%	Met	Target met. No further action required.	99.38%	100%
2 Ext IFSP	Infants and Toddlers with IFSPs who receive services in natural environments COMAR 13A.13.01.07	94.50%	100%	Met	Target met. No further action required.	100%	97.37%
3A	Birth - 4 Outcomes: Use of social – emotional skills COMAR 13A.13.01.08	60.37%	39.62%	Not Met	Target not met. Submit an Improvement Plan within 30 days from the date of this letter; identify the root causes and evidence-based practices to demonstrate improved child results.	52.70%	57.84%
	2. Exits within age expectations	60.64%	32.52%	Not Met	Target not met. Submit an Improvement Plan within 30 days from the date of this letter; identify the root causes and evidence-based practices to demonstrate improved child results.	40.66%	59.40%
3B	Birth - 4 Outcomes: Use of knowledge and skills COMAR 13A.13.01.08	63.71%	48.11%	Not Met	Target not met. Submit an Improvement Plan within 30 days from the date of this letter; identify the root causes and evidence-based practices to demonstrate improved child results.	48.75%	60.38%
	2. Exits within age expectations	55.53%	32.52%	Not Met	Target not met. Submit an Improvement Plan within 30 days from the date of this letter; identify the root causes and evidence-based practices to demonstrate improved child results.	40.66%	60.90%
3C	Birth - 4 Outcomes: Use of appropriate behaviors COMAR 13A.13.01.08	70.50%	47.83%	Not Met	Target not met. Submit an Improvement Plan within 30 days from the date of this letter; identify the root causes and evidence-based practices to demonstrate improved	56.63%	61.86%

St. Mary's County Infants and Toddlers Program
Annual Data on Part C State Performance Plan (SPP) Priority Indicators
for the Period July 1, 2019 – June 30, 2020

		2. Exits within age expectations	51.02%	29.27%	Not Met	child results. Target not met. Submit an Improvement Plan within 30 days from the date of this letter; identify the root causes and evidence-based practices to demonstrate improved child results.	41.76%	54.89%
4A	Families who report EIS helped them know their rights 20 U.S.C. 1416a(3)(A) and 1442		93.00%	97.30%	Met	Target met. No further action required.	96.94%	100%
4B	Families who report EIS helped them communicate their child's needs 20 U.S.C. 1416a(3)(A) and 1442		92.50%	91.18%	Not Met	Target not met. Submit an Improvement Plan within 30 days from the date of this letter; identify the root causes and evidence-based practices to demonstrate improved child results.	97.94%	98.46%
4C	Families who report EIS helped them help their children develop and learn 20 U.S.C. 1416a(3)(A) and 1442		92.00%	97.14%	Met	Target met. No further action required.	95.88%	98.46%
5	Children birth to one served as a percentage of the population birth to one COMAR 13A.13.02.04		1.56%	1.75%	Met	Target met. No further action required.	1.84%	1.26%
6	Children birth to three served as a percentage of the population birth to 3 COMAR 13A.13.02.04		3.30%	4.01%	Met	Target met. No further action required.	3.85%	3.62%
1	Timely Delivery of IFSP Services COMAR 13A.13.01.07		100%	98.41%	Not Met	Target not met. Submit an Improvement Plan within 30 days from the date of this letter; identify the root causes and evidence-based practices to demonstrate improved child results. Correction of the noncompliance must be demonstrated and verified within one year. Subsequent data demonstrated correction of the previous noncompliance identified in FFY 18-19 within one year of the written finding.	99.51%	100%
7	Percentage of toddlers for whom the evaluation and the initial IFSP was within 45 days from the		100%	100%	Met	Target met. No further action required.	99.34%	100%

St. Mary's County Infants and Toddlers Program
Annual Data on Part C State Performance Plan (SPP) Priority Indicators
for the Period July 1, 2019 – June 30, 2020

	date of referral COMAR 13A.13.01.07				Subsequent data demonstrated correction of the previous noncompliance identified in FFY 18-19 within one year of the written finding.		
8A	Percentage of toddlers exiting Part C for whom transition steps and services were added to the IFSP at least 90 days, and not more than nine months, prior to the toddler's third birthday COMAR 13A.13.01.09	100%	100%	Met	Target met. No further action required.	100%	100%
8B	Percentage of toddlers for whom the LEA and SEA were notified of potential Part B eligibility at least 90 days prior to the third birthday COMAR 13A.13.01.09	100%	100%	Met	Target met. No further action required.	100%	100%
8C	Percentage of children for whom the transition conference was held 90 days, and not more than nine months, prior to the toddler's third birthday COMAR 13A.13.01.09	100%	100%	Met	Target met. No further action required. Subsequent data demonstrated correction of the previous noncompliance identified in FFY 18-19 within one year of the written finding.	98.39%	100%
	Correction of Noncompliance COMAR 13A.13.02.04	100%	100%	Met	Target met. No further action required.	100%	100%
	Timely and valid data	100%	100%	Met	Data and reports submitted in a timely and accurate manner. No further action required.	100%	100%
	Number of complaints filed	NA	0	NA	No further action required.	0	0
	Number of State complaints identified with violation(s)	NA	0	NA	No further action required.	0	0
	Number of State findings from State complaints corrected in a timely manner	NA	0	NA	No further action required.	0	0
	Number of due process hearings filed	NA	0	NA	No further action required.	0	0
	Number of due process hearings identified with violations	NA	0	NA	No further action required.	0	0
	Fiscal Accountability: Number of findings	NA	0	NA	No further action required.	0	0

St. Mary's County Infants and Toddlers Program
Annual Data on Part C State Performance Plan (SPP) Priority Indicators
for the Period July 1, 2019 – June 30, 2020

identified						
------------	--	--	--	--	--	--



Karen B. Salmon, Ph.D.
State Superintendent of Schools

April 21, 2021

Dr. John B. Gaddis
Superintendent
Somerset County Public Schools
7982-A Tawes Campus Drive
Westover, Maryland 21871

Dear Dr. Gaddis:

The Maryland State Department of Education (MSDE), Division of Early Intervention and Special Education Services (DEI/SES) is required by the United States Department of Education (USDE), Office of Special Education Programs (OSEP) to make determinations annually regarding the performance of each local Infants and Toddlers Program (LITP) using one of the following four determination categories: “Meets Requirements,” “Needs Assistance,” “Needs Intervention,” or “Needs Substantial Intervention” [34 CFR §§303.700 and 300.703]. The MSDE, DEI/SES uses a results-based rubric for given indicators to evaluate each local Infants and Toddlers Program’s performance in meeting the State’s identified targets. For Federal Fiscal Year (FFY) 2019 determinations, the Somerset County Infants and Toddlers Program has achieved the determination status of **“Needs Assistance – Year 1.”**

Attached please find supporting documents:

1. *FFY 2019 Determination Overview* (identifies the Part C Indicators used to assign a local determination on page 1 – please note that fiscal and complaints/due process hearing data continues to be used);
2. *FFY 2019 Local Determination Scoring Criteria* (provides a six-year graduated results driven accountability plan used to make a local determination by year);
3. *FFY 2019 Annual Report Card on SPP/APR Part C Indicators* (provides a three-year local data analysis and required actions); and
4. *DEI/SES Differentiated Framework: Tiers of Supervision and Support* (provides the framework used by the DEI/SES to guide the level of monitoring and corresponding level of performance support provided to LITPs).

To implement a results-driven accountability system, we continue to focus on the three child outcome indicators. In 2015, a revised baseline was required and new targets established. Please see the attached *Part C Child Outcomes Baselines and Targets for Local Determinations* document. The DEI/SES has developed one set of baselines and targets that are inclusive of both children who receive services from birth to three and children who receive services through an Extended IFSP. The decision to examine child outcomes as one group independent of age was unanimously supported by LITP Directors and Preschool Coordinators through a stakeholder discussion held in 2014. Please note the attached revised baseline and targets for local determinations of Maryland’s LITPs will not be included in Maryland’s Annual Performance Report (APR) to OSEP. For federal reporting, OSEP requested that Maryland report child outcomes data for children birth to three years separately from child outcomes data for children older than three so that comparisons could be made with other states that are not serving children through an IFSP after age three.

The shift to a more balanced accountability approach does not relieve the DEI/SES from ensuring compliance, correction of identified noncompliance, and the receipt of timely and accurate data. As a result of the accountability shift to an increased emphasis on results, an LITP's determination status may be impacted in the future.

The DEI/SES continues to recognize and value the commitment and delivery of high-quality services implemented by each local Infants and Toddlers Program (LITP). For the FFY2019 local determinations, data were collected from July 1, 2019 to June 30, 2020. While the majority of data used in FFY 2019 local determinations reflect program performance prior to the COVID-19 pandemic, the required local program responsive actions will be implemented during the recovery period. With the new need to support pandemic recovery efforts, the DEI/SES has revisited the previously disseminated determination criteria and has readjusted. For FFY 2019, the DEI/SES did not increase the number of results indicators required to "Meet Requirements." It is anticipated that the FFY 2020 criteria will include an increase in results indicators.

To support Maryland's commitment to narrow the opportunity and achievement gaps for infants, toddlers, and young children with disabilities and their families, the implementation of the *DEI/SES Strategic Plan: Moving Maryland Forward* provides a statewide differentiated framework for general supervision and performance support. Based upon comprehensive data analysis (including the SPP/APR local determination status), the Somerset County Infants and Toddlers Program has been assigned the "**Universal**" tier for the delivery of the DEI/SES technical assistance model for results. LITPs assigned to the Universal tier will receive a comprehensive monitoring from the DEI/SES every four years.

Local Infants and Toddlers Programs are strongly encouraged to work closely with their Local Interagency Coordinating Council (LICC) and Family Support Centers to perform an analysis of local data and infrastructure. The analysis should guide the development of strategies for data-informed decision-making, increased parent partnerships, strategic collaboration, and the use of evidence-based practices to improve the results for infants, toddlers, and young children with disabilities and their families. As we continue this shift in focus to results-driven accountability, the MSDE, DEI/SES will provide State and local professional learning opportunities.

Thank you for your hard work and commitment to excellence, equity, and efficiency. The MSDE is committed to supporting the efforts of the Somerset County Infants and Toddlers Program to improve results for infants, toddlers, and preschool age children with disabilities and their families. If you have any questions or wish to request technical assistance, please do not hesitate to call me at 410-767-0238.

Sincerely,





Marcella E. Franczkowski, M.S.
Assistant State Superintendent
Division of Early Intervention and
Special Education Services

MEF/BMM/cw
Attachments

c: Dr. Karen B. Salmon
Dr. Carol A. Williamson
Ms. Brandy Brady
Branch Chiefs

Somerset County Infants and Toddlers Program
Annual Data on Part C State Performance Plan (SPP) Priority Indicators
for the Period July 1, 2019 – June 30, 2020

Part C Annual SPP Performance Report							
SPP/APR Indicators		FFY 2019 (SFY 2020)			Action Required	Previous Results	
 Results Indicator	 Compliance Indicator	State Target	Local Results	Target Met		FFY 2018	FFY 2017
2	Infants and Toddlers with IFSPs who receive services in natural environments COMAR 13A.13.01.07	94.50%	100%	Met	Target met. No further action required.	100%	100%
2 Ext IFSP	Infants and Toddlers with IFSPs who receive services in natural environments COMAR 13A.13.01.07	94.50%	100%	Met	Target met. No further action required.	100%	100%
3A	Birth - 4 Outcomes: Use of social – emotional skills COMAR 13A.13.01.08	60.37%	40.00%	Not Met	Target not met. Submit an Improvement Plan within 30 days from the date of this letter; identify the root causes and evidence-based practices to demonstrate improved child results.	100%	66.67%
	2. Exits within age expectations	60.64%	16.67%	Not Met	Target not met. Submit an Improvement Plan within 30 days from the date of this letter; identify the root causes and evidence-based practices to demonstrate improved child results.	87.50%	36.36%
3B	Birth - 4 Outcomes: Use of knowledge and skills COMAR 13A.13.01.08	63.71%	40.00%	Not Met	Target not met. Submit an Improvement Plan within 30 days from the date of this letter; identify the root causes and evidence-based practices to demonstrate improved child results.	80.00%	50.00%
	2. Exits within age expectations	55.53%	16.67%	Not Met	Target not met. Submit an Improvement Plan within 30 days from the date of this letter; identify the root causes and evidence-based practices to demonstrate improved child results.	87.50%	45.45%
3C	Birth - 4 Outcomes: Use of appropriate behaviors COMAR 13A.13.01.08	70.50%	40.00%	Not Met	Target not met. Submit an Improvement Plan within 30 days from the date of this letter; identify the root causes and evidence-based practices to demonstrate improved child results.	100%	87.50%

Somerset County Infants and Toddlers Program
Annual Data on Part C State Performance Plan (SPP) Priority Indicators
for the Period July 1, 2019 – June 30, 2020

	2. Exits within age expectations	51.02%	16.67%	Not Met	Target not met. Submit an Improvement Plan within 30 days from the date of this letter; identify the root causes and evidence-based practices to demonstrate improved child results.	87.50%	63.34%
4A	Families who report EIS helped them know their rights 20 U.S.C. 1416a(3)(A) and 1442	93.00%	100%	Met	Target met. No further action required.	81.82%	100%
4B	Families who report EIS helped them communicate their child's needs 20 U.S.C. 1416a(3)(A) and 1442	92.50%	75.00%	Not Met	Target not met. Submit an Improvement Plan within 30 days from the date of this letter; identify the root causes and evidence-based practices to demonstrate improved child results.	81.82%	100%
4C	Families who report EIS helped them help their children develop and learn 20 U.S.C. 1416a(3)(A) and 1442	92.00%	75.00%	Not Met	Target not met. Submit an Improvement Plan within 30 days from the date of this letter; identify the root causes and evidence-based practices to demonstrate improved child results.	81.82%	100%
5	Children birth to one served as a percentage of the population birth to one COMAR 13A.13.02.04	1.56%	0.94%	Not Met	Target not met. Submit an Improvement Plan within 30 days from the date of this letter; identify the root causes and evidence-based practices to demonstrate improved child results.	0.83%	0.41%
6	Children birth to three served as a percentage of the population birth to 3 COMAR 13A.13.02.04	3.30%	1.64%	Not Met	Target not met. Submit an Improvement Plan within 30 days from the date of this letter; identify the root causes and evidence-based practices to demonstrate improved child results.	2.09%	2.36%
1	Timely Delivery of IFSP Services COMAR 13A.13.01.07	100%	100%	Met	Target met. No further action required.	100%	100%
7	Percentage of toddlers for whom the evaluation and the initial IFSP was within 45 days from the date of referral COMAR 13A.13.01.07	100%	100%	Met	Target met. No further action required.	100%	100%

Somerset County Infants and Toddlers Program
Annual Data on Part C State Performance Plan (SPP) Priority Indicators
for the Period July 1, 2019 – June 30, 2020

8A	Percentage of toddlers exiting Part C for whom transition steps and services were added to the IFSP at least 90 days, and not more than nine months, prior to the toddler's third birthday COMAR 13A.13.01.09	100%	100%	Met	Target met. No further action required.	100%	92.31%
8B	Percentage of toddlers for whom the LEA and SEA were notified of potential Part B eligibility at least 90 days prior to the third birthday COMAR 13A.13.01.09	100%	100%	Met	Target met. No further action required.	100%	100%
8C	Percentage of children for whom the transition conference was held 90 days, and not more than nine months, prior to the toddler's third birthday COMAR 13A.13.01.09	100%	100%	Met	Target met. No further action required.	100%	84.62%
	Correction of Noncompliance COMAR 13A.13.02.04	100%	100%	Met	Target met. No further action required.	100%	100%
	Timely and valid data	100%	100%	Met	Data and reports submitted in a timely and accurate manner. No further action required.	100%	100%
	Number of complaints filed	NA	0	NA	No further action required.	0	0
	Number of State complaints identified with violation(s)	NA	0	NA	No further action required.	0	0
	Number of State findings from State complaints corrected in a timely manner	NA	0	NA	No further action required.	0	0
	Number of due process hearings filed	NA	0	NA	No further action required.	0	0
	Number of due process hearings identified with violations	NA	0	NA	No further action required.	0	0
	Fiscal Accountability: Number of findings identified	NA	0	NA	No further action required.	0	0



Karen B. Salmon, Ph.D.
State Superintendent of Schools

April 21, 2021

Dr. Kelly L. Griffith
Superintendent
Talbot County Public Schools
P. O. Box 1029
Easton, MD 21601

Dear Dr. Griffith:

The Maryland State Department of Education (MSDE), Division of Early Intervention and Special Education Services (DEI/SES) is required by the United States Department of Education (USDE), Office of Special Education Programs (OSEP) to make determinations annually regarding the performance of each local Infants and Toddlers Program (LITP) using one of the following four determination categories: “Meets Requirements,” “Needs Assistance,” “Needs Intervention,” or “Needs Substantial Intervention” [34 CFR §§303.700 and 300.703]. The MSDE, DEI/SES uses a results-based rubric for given indicators to evaluate each local Infants and Toddlers Program’s performance in meeting the State’s identified targets. For Federal Fiscal Year (FFY) 2019 determinations, the Talbot County Infants and Toddlers Program has achieved the determination status of **“Meets Requirements.”**

Attached please find supporting documents:

1. *FFY 2019 Determination Overview* (identifies the Part C Indicators used to assign a local determination on page 1 – please note that fiscal and complaints/due process hearing data continues to be used);
2. *FFY 2019 Local Determination Scoring Criteria* (provides a six-year graduated results driven accountability plan used to make a local determination by year);
3. *FFY 2019 Annual Report Card on SPP/APR Part C Indicators* (provides a three-year local data analysis and required actions); and
4. *DEI/SES Differentiated Framework: Tiers of Supervision and Support* (provides the framework used by the DEI/SES to guide the level of monitoring and corresponding level of performance support provided to LITPs).

To implement a results-driven accountability system, we continue to focus on the three child outcome indicators. In 2015, a revised baseline was required and new targets established. Please see the attached *Part C Child Outcomes Baselines and Targets for Local Determinations* document. The DEI/SES has developed one set of baselines and targets that are inclusive of both children who receive services from birth to three and children who receive services through an Extended IFSP. The decision to examine child outcomes as one group independent of age was unanimously supported by LITP Directors and Preschool Coordinators through a stakeholder discussion held in 2014. Please note the attached revised baseline and targets for local determinations of Maryland’s LITPs will not be included in Maryland’s Annual Performance Report (APR) to OSEP. For federal reporting, OSEP requested that Maryland report child outcomes data for children birth to three years separately from child outcomes data for children older than three so that comparisons could be made with other states that are not serving children through an IFSP after age three.

The shift to a more balanced accountability approach does not relieve the DEI/SES from ensuring compliance, correction of identified noncompliance, and the receipt of timely and accurate data. As a result of the accountability shift to an increased emphasis on results, an LITP’s determination status may be impacted in the future.

The DEI/SES continues to recognize and value the commitment and delivery of high-quality services implemented by each (LITP). For the FFY2019 local determinations, data were collected from July 1, 2019 to June 30, 2020. While the majority of data used in FFY 2019 local determinations reflect program performance prior to the COVID-19 pandemic, the required local program responsive actions will be implemented during the recovery period. With the new need to support pandemic recovery efforts, the DEI/SES has revisited the previously disseminated determination criteria and has readjusted. For FFY 2019, the DEI/SES did not increase the number of results indicators required to "Meet Requirements." It is anticipated that the FFY 2020 criteria will include an increase in results indicators.

To support Maryland's commitment to narrow the opportunity and achievement gaps for infants, toddlers, and young children with disabilities and their families, the implementation of the *DEI/SES Strategic Plan: Moving Maryland Forward* provides a statewide differentiated framework for general supervision and performance support. Based upon comprehensive data analysis (including the SPP/APR local determination status), the Talbot County Infants and Toddlers Program has been assigned the "**Universal**" tier for the delivery of the DEI/SES technical assistance model for results. LITPs assigned to the Universal tier will receive a comprehensive monitoring from the DEI/SES every four years.

LITPs are strongly encouraged to work closely with their Local Interagency Coordinating Council (LICC) and Family Support Centers to perform an analysis of local data and infrastructure. The analysis should guide the development of strategies for data-informed decision-making, increased parent partnerships, strategic collaboration, and the use of evidence-based practices to improve the results for infants, toddlers, and young children with disabilities and their families. As we continue this shift in focus to results-driven accountability, the MSDE, DEI/SES will provide State and local professional learning opportunities.

Thank you for your hard work and commitment to excellence, equity, and efficiency. The MSDE is committed to supporting the efforts of the Talbot County Infants and Toddlers Program to improve results for infants, toddlers, and preschool age children with disabilities and their families. If you have any questions or wish to request technical assistance, please do not hesitate to call me at 410-767-0238.

Sincerely,



Marcella E. Franczkowski, M.S.
Assistant State Superintendent
Division of Early Intervention and
Special Education Services

MEF/BMM/mj

Attachments

c: Dr. Karen B. Salmon
Dr. Carol A. Williamson
Ms. Kristin Mentges
Ms. Michelle Y. Steelman
Branch Chief

Talbot County Infants and Toddlers Program
Annual Data on Part C State Performance Plan (SPP) Priority Indicators
for the Period July 1, 2019 – June 30, 2020

Part C Annual SPP Performance Report								
SPP/APR Indicators <div>Results Indicator</div> <div>Compliance Indicator</div>			FFY 2019 (SFY 2020)		Action Required	Previous Results		
			State Target	Local Results		Target Met	FFY 2018	FFY 2017
2	Infants and Toddlers with IFSPs who receive services in natural environments COMAR 13A.13.01.07		94.50%	100%	Met	Target met. No further action required.	100%	100%
2 Ext IFSP	Infants and Toddlers with IFSPs who receive services in natural environments COMAR 13A.13.01.07		94.50%	100%	Met	Target met. No further action required.	100%	100%
3A	Birth - 4 Outcomes: Use of social – emotional skills COMAR 13A.13.01.08	1. Exits with substantial growth	60.37%	52.94%	Not Met	Target not met. Submit an Improvement Plan within 30 days from the date of this letter; identify the root causes and evidence-based practices to demonstrate improved child results.	78.95%	71.88%
		2. Exits within age expectations	60.64%	56.82%	Not Met	Target not met. Submit an Improvement Plan within 30 days from the date of this letter; identify the root causes and evidence-based practices to demonstrate improved child results.	75.93%	72.00%
3B	Birth - 4 Outcomes: Use of knowledge and skills COMAR 13A.13.01.08	1. Exits with substantial growth	63.71%	60.61%	Not Met	Target not met. Submit an Improvement Plan within 30 days from the date of this letter; identify the root causes and evidence-based practices to demonstrate improved child results.	83.33%	71.79%
		2. Exits within age expectations	55.53%	59.09%	Met	Target met. No further action required.	75.93%	64.00%
3C	Birth - 4 Outcomes: Use of appropriate behaviors COMAR 13A.13.01.08	1. Exits with substantial growth	70.50%	64.86%	Not Met	Target not met. Submit an Improvement Plan within 30 days from the date of this letter; identify the root causes and evidence-based practices to demonstrate improved child results.	76.09%	80.00%
		2. Exits within age expectations	51.02%	56.82%	Met	Target met. No further action required.	70.37%	62.00%

Talbot County Infants and Toddlers Program
Annual Data on Part C State Performance Plan (SPP) Priority Indicators
for the Period July 1, 2019 – June 30, 2020

4A	Families who report EIS helped them know their rights 20 U.S.C. 1416a(3)(A) and 1442	93.00%	100%	Met	Target met. No further action required.	100%	100%
4B	Families who report EIS helped them communicate their child's needs 20 U.S.C. 1416a(3)(A) and 1442	92.50%	94.44%	Met	Target met. No further action required.	100%	96.67%
4C	Families who report EIS helped them help their children develop and learn 20 U.S.C. 1416a(3)(A) and 1442	92.00%	100%	Met	Target met. No further action required.	100%	100%
5	Children birth to one served as a percentage of the population birth to one COMAR 13A.13.02.04	1.56%	2.96%	Met	Target met. No further action required.	5.65%	4.39%
6	Children birth to three served as a percentage of the population birth to 3 COMAR 13A.13.02.04	3.30%	6.25%	Met	Target met. No further action required.	8.18%	6.35%
1	Timely Delivery of IFSP Services COMAR 13A.13.01.07	100%	98.65%	Not Met	Target not met. Submit an Improvement Plan within 30 days from the date of this letter; identify the root causes and evidence-based practices to demonstrate improved child results. Correction of the noncompliance must be demonstrated and verified within one year.	100%	100%
7	Percentage of toddlers for whom the evaluation and the initial IFSP was within 45 days from the date of referral COMAR 13A.13.01.07	100%	100%	Met	Target met. No further action required. Subsequent data demonstrated correction of the previous noncompliance identified in FFY 18-19 within one year of the written finding.	97.22%	100%
8A	Percentage of toddlers exiting Part C for whom transition steps and services were added to the IFSP at least 90 days, and not more than nine months, prior to the toddler's third birthday COMAR 13A.13.01.09	100%	100%	Met	Target met. No further action required.	100%	100%
8B	Percentage of toddlers for whom the LEA and SEA were notified of potential Part B eligibility at least 90 days prior to the third birthday COMAR 13A.13.01.09	100%	100%	Met	Target met. No further action required.	100%	100%

Talbot County Infants and Toddlers Program
Annual Data on Part C State Performance Plan (SPP) Priority Indicators
for the Period July 1, 2019 – June 30, 2020

8C	Percentage of children for whom the transition conference was held 90 days, and not more than nine months, prior to the toddler's third birthday COMAR 13A.13.01.09	100%	100%	Met	Target met. No further action required.	100%	100%
	Correction of Noncompliance COMAR 13A.13.02.04	100%	100%	Met	Target met. No further action required.	100%	100%
	Timely and valid data	100%	100%	Met	Data and reports submitted in a timely and accurate manner. No further action required.	100%	100%
	Number of complaints filed	NA	0	NA	No further action required.	0	0
	Number of State complaints identified with violation(s)	NA	0	NA	No further action required.	0	0
	Number of State findings from State complaints corrected in a timely manner	NA	0	NA	No further action required.	0	0
	Number of due process hearings filed	NA	0	NA	No further action required.	0	0
	Number of due process hearings identified with violations	NA	0	NA	No further action required.	0	0
	Fiscal Accountability: Number of findings identified	NA	0	NA	No further action required.	0	0



Karen B. Salmon, Ph.D.
State Superintendent of Schools

April 21, 2021

Dr. Boyd J. Michael III
Superintendent
Washington Co. Board of Education
10435 Downsville Pike
Hagerstown, MD 21740

Dear Dr. Michael:

The Maryland State Department of Education (MSDE), Division of Early Intervention and Special Education Services (DEI/SES) is required by the United States Department of Education (USDE), Office of Special Education Programs (OSEP) to make determinations annually regarding the performance of each local Infants and Toddlers Program (LITP) using one of the following four determination categories: “Meets Requirements,” “Needs Assistance,” “Needs Intervention,” or “Needs Substantial Intervention” [34 CFR §§303.700 and 300.703]. The MSDE, DEI/SES uses a results-based rubric for given indicators to evaluate each local Infants and Toddlers Program’s performance in meeting the State’s identified targets. For Federal Fiscal Year (FFY) 2019 determinations, the Washington County Infants and Toddlers Program has achieved the determination status of “**Meets Requirements.**”

Attached please find supporting documents:

1. *FFY 2019 Determination Overview* (identifies the Part C Indicators used to assign a local determination on page 1 – please note that fiscal and complaints/due process hearing data continues to be used);
2. *FFY 2019 Local Determination Scoring Criteria* (provides a six-year graduated results driven accountability plan used to make a local determination by year);
3. *FFY 2019 Annual Report Card on SPP/APR Part C Indicators* (provides a three-year local data analysis and required actions); and
4. *DEI/SES Differentiated Framework: Tiers of Supervision and Support* (provides the framework used by the DEI/SES to guide the level of monitoring and corresponding level of performance support provided to LITPs).

To implement a results-driven accountability system, we continue to focus on the three child outcome indicators. In 2015, a revised baseline was required and new targets established. Please see the attached *Part C Child Outcomes Baselines and Targets for Local Determinations* document. The DEI/SES has developed one set of baselines and targets that are inclusive of both children who receive services from birth to three and children who receive services through an Extended IFSP. The decision to examine child outcomes as one group independent of age was unanimously supported by LITP Directors and Preschool Coordinators through a stakeholder discussion held in 2014. Please note the attached revised baseline and targets for local determinations of Maryland’s LITPs will not be included in Maryland’s Annual Performance Report (APR) to OSEP. For federal reporting, OSEP requested that Maryland report child outcomes data for children birth to three years separately from child outcomes data for children older than three so that comparisons could be made with other states that are not serving children through an IFSP after age three.

The shift to a more balanced accountability approach does not relieve the DEI/SES from ensuring compliance, correction of identified noncompliance, and the receipt of timely and accurate data. As a result of the accountability shift to an increased emphasis on results, an LITP’s determination status may be impacted in the future.

Dr. Boyd J. Michael III
April 21, 2021
Page Two

The DEI/SES continues to recognize and value the commitment and delivery of high-quality services implemented by each (LITP). For the FFY2019 local determinations, data were collected from July 1, 2019 to June 30, 2020. While the majority of data used in FFY 2019 local determinations reflect program performance prior to the COVID-19 pandemic, the required local program responsive actions will be implemented during the recovery period. With the new need to support pandemic recovery efforts, the DEI/SES has revisited the previously disseminated determination criteria and has readjusted. For FFY 2019, the DEI/SES did not increase the number of results indicators required to "Meet Requirements." It is anticipated that the FFY 2020 criteria will include an increase in results indicators.

To support Maryland's commitment to narrow the opportunity and achievement gaps for infants, toddlers, and young children with disabilities and their families, the implementation of the *DEI/SES Strategic Plan: Moving Maryland Forward* provides a statewide differentiated framework for general supervision and performance support. Based upon comprehensive data analysis (including the SPP/APR local determination status), the Washington County Infants and Toddlers Program has been assigned the "**Universal**" tier for the delivery of the DEI/SES technical assistance model for results. LITPs assigned to the Universal tier will receive a comprehensive monitoring from the DEI/SES every four years.

LITPs are strongly encouraged to work closely with their Local Interagency Coordinating Council (LICC) and Family Support Centers to perform an analysis of local data and infrastructure. The analysis should guide the development of strategies for data-informed decision-making, increased parent partnerships, strategic collaboration, and the use of evidence-based practices to improve the results for infants, toddlers, and young children with disabilities and their families. As we continue this shift in focus to results-driven accountability, the MSDE, DEI/SES will provide State and local professional learning opportunities.

Thank you for your hard work and commitment to excellence, equity, and efficiency. The MSDE is committed to supporting the efforts of the Washington County Infants and Toddlers Program to improve results for infants, toddlers, and preschool age children with disabilities and their families. If you have any questions or wish to request technical assistance, please do not hesitate to call me at 410-767-0238.

Sincerely,





Marcella E. Franczkowski, M.S.
Assistant State Superintendent
Division of Early Intervention and
Special Education Services

MEF/BMM/mj

Attachments

c: Dr. Karen B. Salmon
Dr. Carol A. Williamson
Dr. Jeff Gladhill
Ms. Andrea Semler
Branch Chief

Washington County Infants and Toddlers Program
Annual Data on Part C State Performance Plan (SPP) Priority Indicators
for the Period July 1, 2019 – June 30, 2020

Part C Annual SPP Performance Report							
SPP/APR Indicators		FFY 2019 (SFY 2020)			Action Required	Previous Results	
 Results Indicator	 Compliance Indicator	State Target	Local Results	Target Met		FFY 2018	FFY 2017
2	Infants and Toddlers with IFSPs who receive services in natural environments COMAR 13A.13.01.07	94.50%	100%	Met	Target met. No further action required.	100%	100%
2 Ext IFSP	Infants and Toddlers with IFSPs who receive services in natural environments COMAR 13A.13.01.07	94.50%	100%	Met	Target met. No further action required.	85.45%	100%
3A	Birth - 4 Outcomes: Use of social – emotional skills COMAR 13A.13.01.08	60.37%	40.74%	Not Met	Target not met. Submit an Improvement Plan within 30 days from the date of this letter; identify the root causes and evidence-based practices to demonstrate improved child results.	54.55%	45.36%
	2. Exits within age expectations	60.64%	48.41%	Not Met	Target not met. Submit an Improvement Plan within 30 days from the date of this letter; identify the root causes and evidence-based practices to demonstrate improved child results.	47.67%	42.86%
3B	Birth - 4 Outcomes: Use of knowledge and skills COMAR 13A.13.01.08	63.71%	47.24%	Not Met	Target not met. Submit an Improvement Plan within 30 days from the date of this letter; identify the root causes and evidence-based practices to demonstrate improved child results.	57.14%	63.28%
	2. Exits within age expectations	55.53%	42.04%	Not Met	Target not met. Submit an Improvement Plan within 30 days from the date of this letter; identify the root causes and evidence-based practices to demonstrate improved child results.	34.88%	35.00%
3C	Birth - 4 Outcomes: Use of appropriate behaviors COMAR 13A.13.01.08	70.50%	47.62%	Not Met	Target not met. Submit an Improvement Plan within 30 days from the date of this letter; identify the root causes and evidence-based practices to demonstrate improved child results.	60.00%	59.84%

Washington County Infants and Toddlers Program
Annual Data on Part C State Performance Plan (SPP) Priority Indicators
for the Period July 1, 2019 – June 30, 2020

	2. Exits within age expectations	51.02%	42.04%	Not Met	Target not met. Submit an Improvement Plan within 30 days from the date of this letter; identify the root causes and evidence-based practices to demonstrate improved child results.	44.19%	41.43%
4A	Families who report EIS helped them know their rights 20 U.S.C. 1416a(3)(A) and 1442	93.00%	97.14%	Met	Target met. No further action required.	98.25%	98.06%
4B	Families who report EIS helped them communicate their child's needs 20 U.S.C. 1416a(3)(A) and 1442	92.50%	97.14%	Met	Target met. No further action required.	97.32%	95.15%
4C	Families who report EIS helped them help their children develop and learn 20 U.S.C. 1416a(3)(A) and 1442	92.00%	97.14%	Met	Target met. No further action required.	98.23%	100%
5	Children birth to one served as a percentage of the population birth to one COMAR 13A.13.02.04	1.56%	1.96%	Met	Target met. No further action required.	2.33%	1.85%
6	Children birth to three served as a percentage of the population birth to 3 COMAR 13A.13.02.04	3.30%	3.36%	Met	Target met. No further action required.	3.44%	3.32%
1	Timely Delivery of IFSP Services COMAR 13A.13.01.07	100%	100%	Met	Target met. No further action required. Subsequent data demonstrated correction of the previous noncompliance identified in FFY 18-19 within one year of the written finding.	99.61%	99.56%
7	Percentage of toddlers for whom the evaluation and the initial IFSP was within 45 days from the date of referral COMAR 13A.13.01.07	100%	100%	Met	Target met. No further action required.	100%	100%
8A	Percentage of toddlers exiting Part C for whom transition steps and services were added to the IFSP at least 90 days, and not more than nine months, prior to the toddler's third birthday COMAR 13A.13.01.09	100%	100%	Met	Target met. No further action required.	100%	100%

Washington County Infants and Toddlers Program
Annual Data on Part C State Performance Plan (SPP) Priority Indicators
for the Period July 1, 2019 – June 30, 2020

8B	Percentage of toddlers for whom the LEA and SEA were notified of potential Part B eligibility at least 90 days prior to the third birthday COMAR 13A.13.01.09	100%	100%	Met	Target met. No further action required.	100%	100%
8C	Percentage of children for whom the transition conference was held 90 days, and not more than nine months, prior to the toddler's third birthday COMAR 13A.13.01.09	100%	100%	Met	Target met. No further action required.	100%	100%
	Correction of Noncompliance COMAR 13A.13.02.04	100%	100%	Met	Target met. No further action required.	100%	100%
	Timely and valid data	100%	100%	Met	Data and reports submitted in a timely and accurate manner. No further action required.	100%	100%
	Number of complaints filed	NA	0	NA	No further action required.	0	0
	Number of State complaints identified with violation(s)	NA	0	NA	No further action required.	0	0
	Number of State findings from State complaints corrected in a timely manner	NA	0	NA	No further action required.	0	0
	Number of due process hearings filed	NA	0	NA	No further action required.	0	0
	Number of due process hearings identified with violations	NA	0	NA	No further action required.	0	0
	Fiscal Accountability: Number of findings identified	NA	0	NA	No further action required.	0	0



Karen B. Salmon, Ph.D.
State Superintendent of Schools

April 21, 2021

Dr. Donna C. Hanlin
Superintendent
Wicomico County Public Schools
P. O. Box 1538
Salisbury, MD 21802-1538

Dear Dr. Hanlin:

The Maryland State Department of Education (MSDE), Division of Early Intervention and Special Education Services (DEI/SES) is required by the United States Department of Education (USDE), Office of Special Education Programs (OSEP) to make determinations annually regarding the performance of each local Infants and Toddlers Program (LITP) using one of the following four determination categories: “Meets Requirements,” “Needs Assistance,” “Needs Intervention,” or “Needs Substantial Intervention” [34 CFR §§303.700 and 300.703]. The MSDE, DEI/SES uses a results-based rubric for given indicators to evaluate each local Infants and Toddlers Program’s performance in meeting the State’s identified targets. For Federal Fiscal Year (FFY) 2019 determinations, the Wicomico County Infants and Toddlers Program has achieved the determination status of **“Needs Assistance – Year 1.”**

Attached please find supporting documents:

1. *FFY 2019 Determination Overview* (identifies the Part C Indicators used to assign a local determination on page 1 – please note that fiscal and complaints/due process hearing data continues to be used);
2. *FFY 2019 Local Determination Scoring Criteria* (provides a six-year graduated results driven accountability plan used to make a local determination by year);
3. *FFY 2019 Annual Report Card on SPP/APR Part C Indicators* (provides a three-year local data analysis and required actions); and
4. *DEI/SES Differentiated Framework: Tiers of Supervision and Support* (provides the framework used by the DEI/SES to guide the level of monitoring and corresponding level of performance support provided to LITPs).

To implement a results-driven accountability system, we continue to focus on the three child outcome indicators. In 2015, a revised baseline was required and new targets established. Please see the attached *Part C Child Outcomes Baselines and Targets for Local Determinations* document. The DEI/SES has developed one set of baselines and targets that are inclusive of both children who receive services from birth to three and children who receive services through an Extended IFSP. The decision to examine child outcomes as one group independent of age was unanimously supported by LITP Directors and Preschool Coordinators through a stakeholder discussion held in 2014. Please note the attached revised baseline and targets for local determinations of Maryland’s LITPs will not be included in Maryland’s Annual Performance Report (APR) to OSEP. For federal reporting, OSEP requested that Maryland report child outcomes data for children birth to three years separately from child outcomes data for children older than three so that comparisons could be made with other states that are not serving children through an IFSP after age three.

The shift to a more balanced accountability approach does not relieve the DEI/SES from ensuring compliance, correction of identified noncompliance, and the receipt of timely and accurate data. As a result of the accountability shift to an increased emphasis on results, an LITP's determination status may be impacted in the future.

The DEI/SES continues to recognize and value the commitment and delivery of high-quality services implemented by each local Infants and Toddlers Program (LITP). For the FFY2019 local determinations, data were collected from July 1, 2019 to June 30, 2020. While the majority of data used in FFY 2019 local determinations reflect program performance prior to the COVID-19 pandemic, the required local program responsive actions will be implemented during the recovery period. With the new need to support pandemic recovery efforts, the DEI/SES has revisited the previously disseminated determination criteria and has readjusted. For FFY 2019, the DEI/SES did not increase the number of results indicators required to "Meet Requirements." It is anticipated that the FFY 2020 criteria will include an increase in results indicators.

To support Maryland's commitment to narrow the opportunity and achievement gaps for infants, toddlers, and young children with disabilities and their families, the implementation of the *DEI/SES Strategic Plan: Moving Maryland Forward* provides a statewide differentiated framework for general supervision and performance support. Based upon comprehensive data analysis (including the SPP/APR local determination status), the Wicomico County Infants and Toddlers Program has been assigned the "Universal" tier for the delivery of the DEI/SES technical assistance model for results. LITPs assigned to the Universal tier will receive a comprehensive monitoring from the DEI/SES every four years.

Local Infants and Toddlers Programs are strongly encouraged to work closely with their Local Interagency Coordinating Council (LICC) and Family Support Centers to perform an analysis of local data and infrastructure. The analysis should guide the development of strategies for data-informed decision-making, increased parent partnerships, strategic collaboration, and the use of evidence-based practices to improve the results for infants, toddlers, and young children with disabilities and their families. As we continue this shift in focus to results-driven accountability, the MSDE, DEI/SES will provide State and local professional learning opportunities.

Thank you for your hard work and commitment to excellence, equity, and efficiency. The MSDE is committed to supporting the efforts of the Wicomico County Infants and Toddlers Program to improve results for infants, toddlers, and preschool age children with disabilities and their families. If you have any questions or wish to request technical assistance, please do not hesitate to call me at 410-767-0238.

Sincerely,





Marcella E. Franczkowski, M.S.
Assistant State Superintendent
Division of Early Intervention and
Special Education Services

MEF/BMM/cw
Attachments

c: Dr. Karen B. Salmon
Dr. Carol A. Williamson
Ms. Bonnie Walston
Ms. Patricia Adkins
Branch Chiefs

Wicomico County Infants and Toddlers Program
Annual Data on Part C State Performance Plan (SPP) Priority Indicators
for the Period July 1, 2019 – June 30, 2020

Part C Annual SPP Performance Report							
SPP/APR Indicators  Results Indicator  Compliance Indicator		FFY 2019 (SFY 2020)			Action Required	Previous Results	
		State Target	Local Results	Target Met		FFY 2018	FFY 2017
2	Infants and Toddlers with IFSPs who receive services in natural environments COMAR 13A.13.01.07	94.50%	100%	Met	Target met. No further action required.	100%	100%
2 Ext IFSP	Infants and Toddlers with IFSPs who receive services in natural environments COMAR 13A.13.01.07	94.50%	100%	Met	Target met. No further action required.	100%	100%
3A	Birth - 4 Outcomes: Use of social – emotional skills COMAR 13A.13.01.08	60.37%	38.89%	Not Met	Target not met. Submit an Improvement Plan within 30 days from the date of this letter; identify the root causes and evidence-based practices to demonstrate improved child results.	68.42%	45.24%
	1. Exits with substantial growth	60.64%	46.15%	Not Met	Target not met. Submit an Improvement Plan within 30 days from the date of this letter; identify the root causes and evidence-based practices to demonstrate improved child results.	58.33%	48.21%
3B	Birth - 4 Outcomes: Use of knowledge and skills COMAR 13A.13.01.08	63.71%	43.40%	Not Met	Target not met. Submit an Improvement Plan within 30 days from the date of this letter; identify the root causes and evidence-based practices to demonstrate improved child results.	72.50%	55.10%
	2. Exits within age expectations	55.53%	46.15%	Not Met	Target not met. Submit an Improvement Plan within 30 days from the date of this letter; identify the root causes and evidence-based practices to demonstrate improved child results.	58.33%	44.64%

Wicomico County Infants and Toddlers Program
Annual Data on Part C State Performance Plan (SPP) Priority Indicators
for the Period July 1, 2019 – June 30, 2020

3C	Birth - 4 Outcomes: Use of appropriate behaviors COMAR 13A.13.01.08	1. Exits with substantial growth	70.50%	50.00%	Not Met	Target not met. Submit an Improvement Plan within 30 days from the date of this letter; identify the root causes and evidence-based practices to demonstrate improved child results.	72.73%	59.57%
		2. Exits within age expectations	51.02%	51.28%	Met	Target met. No further action required.	58.33%	44.64%
4A	Families who report EIS helped them know their rights 20 U.S.C. 1416a(3)(A) and 1442		93.00%	99.15%	Met	Target met. No further action required.	99.26%	99.09%
4B	Families who report EIS helped them communicate their child's needs 20 U.S.C. 1416a(3)(A) and 1442		92.50%	98.32%	Met	Target met. No further action required.	98.52%	99.09%
4C	Families who report EIS helped them help their children develop and learn 20 U.S.C. 1416a(3)(A) and 1442		92.00%	98.28%	Met	Target met. No further action required.	99.24%	99.07%
5	Children birth to one served as a percentage of the population birth to one COMAR 13A.13.02.04		1.56%	1.19%	Not Met	Target not met. Submit an Improvement Plan within 30 days from the date of this letter; identify the root causes and evidence-based practices to demonstrate improved child results.	1.29%	1.62%
6	Children birth to three served as a percentage of the population birth to 3 COMAR 13A.13.02.04		3.30%	2.74%	Not Met	Target not met. Submit an Improvement Plan within 30 days from the date of this letter; identify the root causes and evidence-based practices to demonstrate improved child results.	2.21%	2.17%
1	Timely Delivery of IFSP Services COMAR 13A.13.01.07		100%	100%	Met	Target met. No further action required.	100%	100%
7	Percentage of toddlers for whom the evaluation and the initial IFSP was within 45 days from the date of referral COMAR 13A.13.01.07		100%	100%	Met	Target met. No further action required.	100%	100%
8A	Percentage of toddlers exiting Part C for whom transition steps and services were added to the		100%	100%	Met	Target met. No further action required.	100%	100%

Wicomico County Infants and Toddlers Program
Annual Data on Part C State Performance Plan (SPP) Priority Indicators
for the Period July 1, 2019 – June 30, 2020

	IFSP at least 90 days, and not more than nine months, prior to the toddler's third birthday COMAR 13A.13.01.09						
8B	Percentage of toddlers for whom the LEA and SEA were notified of potential Part B eligibility at least 90 days prior to the third birthday COMAR 13A.13.01.09	100%	100%	Met	Target met. No further action required.	100%	100%
8C	Percentage of children for whom the transition conference was held 90 days, and not more than nine months, prior to the toddler's third birthday COMAR 13A.13.01.09	100%	100%	Met	Target met. No further action required.	100%	100%
	Correction of Noncompliance COMAR 13A.13.02.04	100%	100%	Met	Target met. No further action required.	100%	100%
	Timely and valid data	100%	100%	Met	Data and reports submitted in a timely and accurate manner. No further action required.	100%	100%
	Number of complaints filed	NA	0	NA	No further action required.	0	0
	Number of State complaints identified with violation(s)	NA	0	NA	No further action required.	0	0
	Number of State findings from State complaints corrected in a timely manner	NA	0	NA	No further action required.	0	0
	Number of due process hearings filed	NA	0	NA	No further action required.	0	0
	Number of due process hearings identified with violations	NA	0	NA	No further action required.	0	0
	Fiscal Accountability: Number of findings identified	NA	0	NA	No further action required.	0	0



Karen B. Salmon, Ph.D.
State Superintendent of Schools

April 21, 2021

Mr. Louis Taylor
Superintendent
Worcester County Public Schools
6270 Worcester Highway
Newark, MD 21841

Dear Mr. Taylor:

The Maryland State Department of Education (MSDE), Division of Early Intervention and Special Education Services (DEI/SES) is required by the United States Department of Education (USDE), Office of Special Education Programs (OSEP) to make determinations annually regarding the performance of each local Infants and Toddlers Program (LITP) using one of the following four determination categories: “Meets Requirements,” “Needs Assistance,” “Needs Intervention,” or “Needs Substantial Intervention” [34 CFR §§303.700 and 300.703]. The MSDE, DEI/SES uses a results-based rubric for given indicators to evaluate each local Infants and Toddlers Program’s performance in meeting the State’s identified targets. For Federal Fiscal Year (FFY) 2019 determinations, the Worcester County Infants and Toddlers Program has achieved the determination status of **“Needs Assistance – Year 1.”**

Attached please find supporting documents:

1. *FFY 2019 Determination Overview* (identifies the Part C Indicators used to assign a local determination on page 1 – please note that fiscal and complaints/due process hearing data continues to be used);
2. *FFY 2019 Local Determination Scoring Criteria* (provides a six-year graduated results driven accountability plan used to make a local determination by year);
3. *FFY 2019 Annual Report Card on SPP/APR Part C Indicators* (provides a three-year local data analysis and required actions); and
4. *DEI/SES Differentiated Framework: Tiers of Supervision and Support* (provides the framework used by the DEI/SES to guide the level of monitoring and corresponding level of performance support provided to LITPs).

To implement a results-driven accountability system, we continue to focus on the three child outcome indicators. In 2015, a revised baseline was required and new targets established. Please see the attached *Part C Child Outcomes Baselines and Targets for Local Determinations* document. The DEI/SES has developed one set of baselines and targets that are inclusive of both children who receive services from birth to three and children who receive services through an Extended IFSP. The decision to examine child outcomes as one group independent of age was unanimously supported by LITP Directors and Preschool Coordinators through a stakeholder discussion held in 2014. Please note the attached revised baseline and targets for local determinations of Maryland’s LITPs will not be included in Maryland’s Annual Performance Report (APR) to OSEP. For federal reporting, OSEP requested that Maryland report child outcomes data for children birth to three years separately from child outcomes data for children older than three so that comparisons could be made with other states that are not serving children through an IFSP after age three.

The shift to a more balanced accountability approach does not relieve the DEI/SES from ensuring compliance, correction of identified noncompliance, and the receipt of timely and accurate data. As a result of the accountability shift to an increased emphasis on results, an LITP's determination status may be impacted in the future.

The DEI/SES continues to recognize and value the commitment and delivery of high-quality services implemented by each local Infants and Toddlers Program (LITP). For the FFY2019 local determinations, data were collected from July 1, 2019 to June 30, 2020. While the majority of data used in FFY 2019 local determinations reflect program performance prior to the COVID-19 pandemic, the required local program responsive actions will be implemented during the recovery period. With the new need to support pandemic recovery efforts, the DEI/SES has revisited the previously disseminated determination criteria and has readjusted. For FFY 2019, the DEI/SES did not increase the number of results indicators required to "Meet Requirements." It is anticipated that the FFY 2020 criteria will include an increase in results indicators.

To support Maryland's commitment to narrow the opportunity and achievement gaps for infants, toddlers, and young children with disabilities and their families, the implementation of the *DEI/SES Strategic Plan: Moving Maryland Forward* provides a statewide differentiated framework for general supervision and performance support. Based upon comprehensive data analysis (including the SPP/APR local determination status), the Worcester County Infants and Toddlers Program has been assigned the "**Universal**" tier for the delivery of the DEI/SES technical assistance model for results. LITPs assigned to the Universal tier will receive a comprehensive monitoring from the DEI/SES every four years.

Local Infants and Toddlers Programs are strongly encouraged to work closely with their Local Interagency Coordinating Council (LICC) and Family Support Centers to perform an analysis of local data and infrastructure. The analysis should guide the development of strategies for data-informed decision-making, increased parent partnerships, strategic collaboration, and the use of evidence-based practices to improve the results for infants, toddlers, and young children with disabilities and their families. As we continue this shift in focus to results-driven accountability, the MSDE, DEI/SES will provide State and local professional learning opportunities.

Thank you for your hard work and commitment to excellence, equity, and efficiency. The MSDE is committed to supporting the efforts of the Worcester County Infants and Toddlers Program to improve results for infants, toddlers, and preschool age children with disabilities and their families. If you have any questions or wish to request technical assistance, please do not hesitate to call me at 410-767-0238.

Sincerely,



Marcella E. Franczkowski, M.S.
Assistant State Superintendent
Division of Early Intervention and
Special Education Services

MEF/BMM/cw

Attachments

c: Dr. Karen B. Salmon
Dr. Carol A. Williamson
Ms. Rae Ann Record
Ms. Bess Cropper
Branch Chiefs

Worcester County Infants and Toddlers Program
Annual Data on Part C State Performance Plan (SPP) Priority Indicators
for the Period July 1, 2019 – June 30, 2020

Part C Annual SPP Performance Report								
SPP/APR Indicators <div><div></div> Results Indicator <div></div> Compliance Indicator</div>			FFY 2019 (SFY 2020)		Action Required	Previous Results		
			State Target	Local Results		Target Met	FFY 2018	FFY 2017
2	Infants and Toddlers with IFSPs who receive services in natural environments COMAR 13A.13.01.07		94.50%	100%	Met	Target met. No further action required.	100%	100%
2 Ext IFSP	Infants and Toddlers with IFSPs who receive services in natural environments COMAR 13A.13.01.07		94.50%	100%	Met	Target met. No further action required.	100%	100%
3A	Birth - 4 Outcomes: Use of social – emotional skills COMAR 13A.13.01.08	1. Exits with substantial growth	60.37%	39.53%	Not Met	Target not met. Submit an Improvement Plan within 30 days from the date of this letter; identify the root causes and evidence-based practices to demonstrate improved child results.	17.24%	60.87%%
		2. Exits within age expectations	60.64%	34.62%	Not Met	Target not met. Submit an Improvement Plan within 30 days from the date of this letter; identify the root causes and evidence-based practices to demonstrate improved child results.	30.56%	75.00%
3B	Birth - 4 Outcomes: Use of knowledge and skills COMAR 13A.13.01.08	1. Exits with substantial growth	63.71%	40.43%	Not Met	Target not met. Submit an Improvement Plan within 30 days from the date of this letter; identify the root causes and evidence-based practices to demonstrate improved child results.	20.69%	53.57%
		2. Exits within age expectations	55.53%	25.00%	Not Met	Target not met. Submit an Improvement Plan within 30 days from the date of this letter; identify the root causes and evidence-based practices to demonstrate improved child results.	33.33%	68.18%
3C	Birth - 4 Outcomes: Use of appropriate behaviors COMAR 13A.13.01.08	1. Exits with substantial growth	70.50%	51.02%	Not Met	Target not met. Submit an Improvement Plan within 30 days from the date of this letter; identify the root causes and evidence-based practices to demonstrate improved child results.	40.00%	63.41%
		2. Exits within age	51.02%	21.15%	Not Met	Target not met. Submit an Improvement	22.22%	56.82%

Worcester County Infants and Toddlers Program
Annual Data on Part C State Performance Plan (SPP) Priority Indicators
for the Period July 1, 2019 – June 30, 2020

	expectations				Plan within 30 days from the date of this letter; identify the root causes and evidence-based practices to demonstrate improved child results.		
4A	Families who report EIS helped them know their rights 20 U.S.C. 1416a(3)(A) and 1442	93.00%	100%	Met	Target met. No further action required.	96.15%	100%
4B	Families who report EIS helped them communicate their child's needs 20 U.S.C. 1416a(3)(A) and 1442	92.50%	100%	Met	Target met. No further action required.	92.59%	96.67%
4C	Families who report EIS helped them help their children develop and learn 20 U.S.C. 1416a(3)(A) and 1442	92.00%	100%	Met	Target met. No further action required.	96.30%	96.30%
5	Children birth to one served as a percentage of the population birth to one COMAR 13A.13.02.04	1.56%	0.99%	Not Met	Target not met. Submit an Improvement Plan within 30 days from the date of this letter; identify the root causes and evidence-based practices to demonstrate improved child results.	2.70%	2.37%
6	Children birth to three served as a percentage of the population birth to 3 COMAR 13A.13.02.04	3.30%	4.27%	Met	Target met. No further action required.	4.87%	4.30%
1	Timely Delivery of IFSP Services COMAR 13A.13.01.07	100%	100%	Met	Target met. No further action required.	100%	100%
7	Percentage of toddlers for whom the evaluation and the initial IFSP was within 45 days from the date of referral COMAR 13A.13.01.07	100%	100%	Met	Target met. No further action required.	100%	100%
8A	Percentage of toddlers exiting Part C for whom transition steps and services were added to the IFSP at least 90 days, and not more than nine months, prior to the toddler's third birthday COMAR 13A.13.01.09	100%	100%	Met	Target met. No further action required.	100%	100%
8B	Percentage of toddlers for whom the LEA and SEA were notified of potential Part B eligibility at least 90 days prior to the third birthday COMAR 13A.13.01.09	100%	100%	Met	Target met. No further action required.	100%	100%

Worcester County Infants and Toddlers Program
Annual Data on Part C State Performance Plan (SPP) Priority Indicators
for the Period July 1, 2019 – June 30, 2020

8C	Percentage of children for whom the transition conference was held 90 days, and not more than nine months, prior to the toddler's third birthday COMAR 13A.13.01.09	100%	100%	Met	Target met. No further action required.	100%	100%
	Correction of Noncompliance COMAR 13A.13.02.04	100%	100%	Met	Target met. No further action required.	100%	100%
	Timely and valid data	100%	100%	Met	Data and reports submitted in a timely and accurate manner. No further action required.	100%	100%
	Number of complaints filed	NA	0	NA	No further action required.	0	0
	Number of State complaints identified with violation(s)	NA	0	NA	No further action required.	0	0
	Number of State findings from State complaints corrected in a timely manner	NA	0	NA	No further action required.	0	0
	Number of due process hearings filed	NA	0	NA	No further action required.	0	0
	Number of due process hearings identified with violations	NA	0	NA	No further action required.	0	0
	Fiscal Accountability: Number of findings identified	NA	0	NA	No further action required.	0	0



Karen B. Salmon, Ph.D.
State Superintendent of Schools

April 21, 2021

Dr. Letitia Dzirasa
Commissioner of Health
Baltimore City Health Department
1001 E. Fayette Street
Baltimore, MD 21202

Dear Dr. Dzirasa:

The Maryland State Department of Education (MSDE), Division of Early Intervention and Special Education Services (DEI/SES) is required by the United States Department of Education (USDE), Office of Special Education Programs (OSEP) to make determinations annually regarding the performance of each local Infants and Toddlers Program (LITP) using one of the following four determination categories: “Meets Requirements,” “Needs Assistance,” “Needs Intervention,” or “Needs Substantial Intervention” [34 CFR §§303.700 and 300.703]. The MSDE, DEI/SES uses a results-based rubric for given indicators to evaluate each local Infants and Toddlers Program’s performance in meeting the State’s identified targets. For Federal Fiscal Year (FFY) 2019 determinations, the Baltimore City Infants and Toddlers Program has achieved the determination status of **“Needs Intervention – Year 2.”**

Attached please find supporting documents:

1. *FFY 2019 Determination Overview* (identifies the Part C Indicators used to assign a local determination on page 1 – please note that fiscal and complaints/due process hearing data continues to be used);
2. *FFY 2019 Local Determination Scoring Criteria* (provides a six-year graduated results driven accountability plan used to make a local determination by year);
3. *FFY 2019 Annual Report Card on SPP/APR Part C Indicators* (provides a three-year local data analysis and required actions); and
4. *DEI/SES Differentiated Framework: Tiers of Supervision and Support* (provides the framework used by the DEI/SES to guide the level of monitoring and corresponding level of performance support provided to LITPs).

To implement a results-driven accountability system, we continue to focus on the three child outcome indicators. In 2015, a revised baseline was required and new targets established. Please see the attached *Part C Child Outcomes Baselines and Targets for Local Determinations* document. The DEI/SES has developed one set of baselines and targets that are inclusive of both children who receive services from birth to three and children who receive services through an Extended IFSP. The decision to examine child outcomes as one group independent of age was unanimously supported by LITP Directors and Preschool Coordinators through a stakeholder discussion held in 2014. Please note the attached revised baseline and targets for local determinations of Maryland’s LITPs will not be included in Maryland’s Annual Performance Report (APR) to OSEP. For federal reporting, OSEP requested that Maryland report child outcomes data for children birth to three years separately from child outcomes data for children older than three so that comparisons could be made with other states that are not serving children through an IFSP after age three.

The shift to a more balanced accountability approach does not relieve the DEI/SES from ensuring compliance, correction of identified noncompliance, and the receipt of timely and accurate data. As a result of the accountability shift to an increased emphasis on results, an LITP's determination status may be impacted in the future.

The DEI/SES continues to recognize and value the commitment and delivery of high-quality services implemented by each local Infants and Toddlers Program (LITP). For the FFY 2019 local determinations, data were collected from July 1, 2019 to June 30, 2020. While the majority of data used in FFY 2019 local determinations reflect program performance prior to the COVID-19 pandemic, the required local program responsive actions will be implemented during the recovery period. With the new need to support pandemic recovery efforts, the DEI/SES has revisited the previously disseminated determination criteria and has readjusted. For FFY 2019, the DEI/SES did not increase the number of results indicators required to "Meet Requirements." It is anticipated that the FFY 2020 criteria will include an increase in results indicators.

To support Maryland's commitment to narrow the opportunity and achievement gaps for infants, toddlers, and young children with disabilities and their families, the implementation of the *DEI/SES Strategic Plan: Moving Maryland Forward* provides a statewide differentiated framework for general supervision and performance support. Based upon comprehensive data analysis (including the SPP/APR local determination status from FFY 2019 and previous years), the Baltimore City Infants and Toddlers Program has been assigned the "**Focused**" tier for the delivery of the DEI/SES technical assistance model for results. LITPs assigned to the Focused tier will receive a comprehensive monitoring from the DEI/SES annually.

Local Infants and Toddlers Programs are strongly encouraged to work closely with their Local Interagency Coordinating Council (LICC) and Family Support Centers to perform an analysis of local data and infrastructure. The analysis should guide the development of strategies for data-informed decision-making, increased parent partnerships, strategic collaboration, and the use of evidence-based practices to improve the results for infants, toddlers, and young children with disabilities and their families. As we continue this shift in focus to results-driven accountability, the MSDE, DEI/SES will provide State and local professional learning opportunities.

Thank you for your hard work and commitment to excellence, equity, and efficiency. The MSDE is committed to supporting the efforts of the Baltimore City Infants and Toddlers Program to improve results for infants, toddlers, and preschool age children with disabilities and their families. If you have any questions or wish to request technical assistance, please do not hesitate to call me at 410-767-0238.

Sincerely,



Marcella E. Franczkowski, M.S.
Assistant State Superintendent
Division of Early Intervention and
Special Education Services

MEF/BMM/cw

Attachments

c: Dr. Karen B. Salmon
Dr. Carol A. Williamson
Dr. Debra Y. Brooks
Ms. Gloria R. Valentine
Branch Chiefs

Baltimore City Infants and Toddlers Program
Annual Data on Part C State Performance Plan (SPP) Priority Indicators
For the Period July 1, 2019 – June 30, 2020

Part C Annual SPP Performance Report								
SPP/APR Indicators <div>Results Indicator</div> <div>Compliance Indicator</div>			FFY 2019 (SFY 2020)		Action Required	Previous Results		
			State Target	Local Results ¹		Target Met	FFY 2018	FFY 2017
2	Infants and Toddlers with IFSPs who receive services in natural environments COMAR 13A.13.01.07		94.50%	98.92%	Met	Target met. No further action required.	99.19%	98.04%
2 Ext IFSP	Infants and Toddlers with IFSPs who receive services in natural environments COMAR 13A.13.01.07		94.50%	98.72%	Met	Target met. No further action required.	97.33%	98.67%
3A	Birth - 4 Outcomes: Use of social – emotional skills COMAR 13A.13.01.08	1. Exits with substantial growth	60.37%	43.82%	Not Met	Target not met. Submit an Improvement Plan within 30 days from the date of this letter; identify the root causes and evidence-based practices to demonstrate improved child results.	43.93%	48.55%
		2. Exits within age expectations	60.64%	55.44%	Not Met	Target not met. Submit an Improvement Plan within 30 days from the date of this letter; identify the root causes and evidence-based practices to demonstrate improved child results.	60.56%	63.68%
3B	Birth - 4 Outcomes: Use of knowledge and skills COMAR 13A.13.01.08	1. Exits with substantial growth	63.71%	34.02%	Not Met	Target not met. Submit an Improvement Plan within 30 days from the date of this letter; identify the root causes and evidence-based practices to demonstrate improved child results.	40.85%	48.87%
		2. Exits within age expectations	55.53%	27.21%	Not Met	Target not met. Submit an Improvement Plan within 30 days from the date of this letter; identify the root causes and evidence-based practices to demonstrate improved child results.	43.19%	46.10%
3C	Birth - 4 Outcomes: Use of appropriate behaviors COMAR 13A.13.01.08	1. Exits with substantial growth	70.50%	41.74%	Not Met	Target not met. Submit an Improvement Plan within 30 days from the date of this letter; identify the root causes and evidence-based practices to demonstrate improved child results.	46.45%	52.38%

Baltimore City Infants and Toddlers Program
Annual Data on Part C State Performance Plan (SPP) Priority Indicators
For the Period July 1, 2019 – June 30, 2020

	2. Exits within age expectations	51.02%	39.80%	Not Met	Target not met. Submit an Improvement Plan within 30 days from the date of this letter; identify the root causes and evidence-based practices to demonstrate improved child results.	50.23%	51.24%
4A	Families who report EIS helped them know their rights 20 U.S.C. 1416a(3)(A) and 1442	93.00%	99.18%	Met	Target met. No further action required.	97.84%	97.04%
4B	Families who report EIS helped them communicate their child's needs 20 U.S.C. 1416a(3)(A) and 1442	92.50%	97.94%	Met	Target met. No further action required.	98.49%	98.66%
4C	Families who report EIS helped them help their children develop and learn 20 U.S.C. 1416a(3)(A) and 1442	92.00%	98.76%	Met	Target met. No further action required.	99.13%	98.38%
5	Children birth to one served as a percentage of the population birth to one COMAR 13A.13.02.04	1.56%	1.17%	Not Met	Target not met. Submit an Improvement Plan within 30 days from the date of this letter; identify the root causes and evidence-based practices to demonstrate improved child results.	1.34%	1.26%
6	Children birth to three served as a percentage of the population birth to 3 COMAR 13A.13.02.04	3.30%	3.36%	Met	Target met. No further action required.	3.71%	3.38%
1	Timely Delivery of IFSP Services COMAR 13A.13.01.07	100%	96.34%	Not Met	Target not met. Submit an Improvement Plan within 30 days from the date of this letter; identify the root causes and evidence-based practices to demonstrate improved child results. Correction of the noncompliance must be demonstrated and verified within one year. Subsequent data demonstrated correction of the previous noncompliance identified in FFY 18-19 within one year of the written finding.	93.76%	93.89%
7	Percentage of toddlers for whom the evaluation	100%	86.69%	Not Met	Target not met. Submit an Improvement	83.80%	95.55%

Baltimore City Infants and Toddlers Program
Annual Data on Part C State Performance Plan (SPP) Priority Indicators
For the Period July 1, 2019 – June 30, 2020

	and the initial IFSP was within 45 days from the date of referral COMAR 13A.13.01.07				Plan within 30 days from the date of this letter; identify the root causes and evidence-based practices to demonstrate improved child results. Correction of the noncompliance must be demonstrated and verified within one year. Subsequent data demonstrated correction of the previous noncompliance identified in FFY 18-19 within one year of the written finding.		
8A	Percentage of toddlers exiting Part C for whom transition steps and services were added to the IFSP at least 90 days, and not more than nine months, prior to the toddler's third birthday COMAR 13A.13.01.09	100%	97.91%	Not Met	Target not met. Submit an Improvement Plan within 30 days from the date of this letter; identify the root causes and evidence-based practices to demonstrate improved child results. Correction of the noncompliance must be demonstrated and verified within one year. Subsequent data demonstrated correction of the previous noncompliance identified in FFY 18-19 within one year of the written finding.	99.23%	100%
8B	Percentage of toddlers for whom the LEA and SEA were notified of potential Part B eligibility at least 90 days prior to the third birthday COMAR 13A.13.01.09	100%	100%	Met	Target met. No further action required.	100%	100%
8C	Percentage of children for whom the transition conference was held 90 days, and not more than nine months, prior to the toddler's third birthday COMAR 13A.13.01.09	100%	97.85%	Not Met	Target not met. Submit an Improvement Plan within 30 days from the date of this letter; identify the root causes and evidence-based practices to demonstrate improved child results. Correction of the noncompliance must be demonstrated and verified within one year. Subsequent data demonstrated correction of the previous noncompliance identified in	98.70%	100%

Baltimore City Infants and Toddlers Program
Annual Data on Part C State Performance Plan (SPP) Priority Indicators
For the Period July 1, 2019 – June 30, 2020

					FFY 18-19 within one year of the written finding.		
	Correction of Noncompliance COMAR 13A.13.02.04	100%	100%	Met	Target met. No further action required.	100%	100%
	Timely and valid data	100%	100%	Met	Fiscal Reports were submitted untimely.	<100%	<100%
	Number of complaints filed	NA	0	NA	No further action required.	0	0
	Number of State complaints identified with violation(s)	NA	0	NA	No further action required.	0	0
	Number of State findings from State complaints corrected in a timely manner	NA	0	NA	No further action required.	0	0
	Number of due process hearings filed	NA	0	NA	No further action required.	0	0
	Number of due process hearings identified with violations	NA	0	NA	No further action required.	0	0
	Fiscal Accountability: Number of findings identified	NA	0	Met	2 of 2 fiscal findings identified in FFY 2018 were corrected timely.	2	2