

June 14, 2024

Mr. Jeffery S. Blank
Allegany County Public Schools
P.O. Box 1724
Cumberland, MD 21502

Dear Mr. Blank:

The Maryland State Department of Education (MSDE), Division of Early Intervention and Special Education Services (DEI/SES) is required by the United States Department of Education (USDE), Office of Special Education Programs (OSEP) to make determinations annually regarding the performance of each Local Infants and Toddlers Program (LITP) using one of the following four determination categories: “Meets Requirements,” “Needs Assistance,” “Needs Intervention,” or “Needs Substantial Intervention” [34 CFR §§303.700 and 300.703]. The MSDE, DEI/SES uses a results-based rubric for given indicators to evaluate each local Infants and Toddlers Program’s performance in meeting the State’s identified targets. For Federal Fiscal Year (FFY) 2022 determinations, the Allegany County Infants and Toddlers Program has achieved the determination status of **Meets Requirements**.

Attached please find supporting documents:

- *FFY 2022 Determination Overview* (identifies the Part C Indicators used to assign a local determination on page 1 – please note that fiscal and complaints/due process hearing data continues to be used);
- *FFY 2022 Local Determination Scoring Criteria* (provides a six-year graduated results-driven accountability plan used to make a local determination by year);
- *FFY 2022 Annual Report Card on SPP/APR Part C Indicators* (provides a three-year local data analysis and required actions); and
- *DEI/SES Differentiated Framework: Tiers of Supervision and Support* (provides the framework used by the DEI/SES to guide the level of monitoring and corresponding level of performance support provided to LITPs).

To implement a results-driven accountability system, we continue to focus on the three child outcome indicators. In 2020, a revised baseline was proposed to the USDE and new targets were established. Please see the attached *Part C Child Outcomes Baselines and Targets for Local Determinations* document. The DEI/SES has developed one set of baselines and targets that are inclusive of both children who receive services from birth to three and children who receive services through an Extended Individualized Family Service Plan. The decision to examine child outcomes as one group independent of age was unanimously supported by LITP Directors and Preschool Coordinators through a stakeholder discussion held in 2014. Please note the attached revised baseline and targets for local determinations of Maryland’s LITPs will not be included in Maryland’s Annual Performance Report to OSEP. For federal reporting, OSEP requested that Maryland report child outcomes data for children birth to three years separately from child outcomes data for children older than three so that comparisons could be made with other states that are not serving children through an IFSP after age three.

The shift to a more balanced accountability approach does not relieve the DEI/SES from ensuring compliance, correction of identified noncompliance, and the receipt of timely and accurate data. As a result of the accountability shift to an increased emphasis on results, an LITP's determination status may be impacted in the future. To support Maryland's commitment to narrow the opportunity and achievement gaps for infants, toddlers, and young children with disabilities and their families, the implementation of the *DEI/SES Strategic Plan: Moving Maryland Forward* provides a statewide differentiated framework for general supervision and performance support. Based upon comprehensive data analysis (including the SPP/APR local determination status), the Allegany County Infants and Toddlers Program has been assigned the **Universal** tier for the delivery of the DEI/SES technical assistance model for results. Please see the *DEI/SES Differentiated Framework: Tiers of Supervision* for more information.

LITPs are strongly encouraged to work closely with their Local Interagency Coordinating Council and Family Support Centers to perform an analysis of local data and infrastructure. The analysis should guide the development of strategies for data-informed decision-making, increased parent partnerships, strategic collaboration, and the use of evidence-based practices to improve the results for infants, toddlers, and young children with disabilities and their families. As we continue this shift in focus to results-driven accountability, the MSDE, DEI/SES will provide State and local professional learning opportunities.

Thank you for your hard work and commitment to excellence, equity, and efficiency. The MSDE is committed to supporting the efforts of the Allegany County Infants and Toddlers Program to improve results for infants, toddlers, and preschool-age children with disabilities and their families. If you have any questions or wish to request technical assistance, please do not hesitate to call me at 410-767-0238.

Sincerely,



Antoine L. Hickman, Ed.D.
Assistant State Superintendent
Division of Early Intervention and Special Education Services

Attachments

C: Dr. Carey M. Wright, State Superintendent of Schools
Dr. Deann Collins, Deputy State Superintendent
Debra Metheny, Director of Special Education
Kathleen Eirich, Assistant Supervisor-Special Education
MSDE DEI/SES Branch/Section Chiefs

Allegany County

**Annual Data on Part C State Performance Plan (SPP) Priority Indicators
for the Period July 1, 2022 – June 30, 2023 (FFY 2022)**

Part C Annual SPP Performance Report								
SPP/APR Indicators ■ Results Indicator ■ Compliance Indicator			FFY 2022 (SFY 2023)			Action Required	Previous Results	
			State Target	Local Results	Target Met		FFY 2021	FFY 2020
2	Infants and Toddlers with IFSPs who receive services in natural environments. COMAR 13A.13.01.07		96.50%	100.00%	Yes	Target met. No further action is required.	100.00%	100.00%
2 Ext IFSP	Infants and Toddlers with IFSPs who receive services in natural environments. COMAR 13A.13.01.07		96.50%	100.00%	Yes	Target met. No further action is required.	91.43%	92.31%
3A	Birth - 4 Outcomes: Use of social – emotional skills COMAR 13A.13.01.08	SS1 – Social Emotional	59.96%	59.09%	No	Target not met. An Improvement Plan is required.	51.12%	44.74%
		SS2 – Social Emotional	42.33%	50.00%	Yes	Target met. No further action is required.	28.57%	18.18%
3B	Birth - 4 Outcomes: Use of knowledge COMAR 13A.13.01.08	SS1 – Knowledge & Skills	62.53%	63.64%	Yes	Target met. No further action is required.	64.63%	44.74%
		SS2– Knowledge & Skills	38.71%	50.00%	Yes	Target met. No further action is required.	28.57%	18.18%
3C	Birth - 4 Outcomes: Use of appropriate behaviors. COMAR 13A.13.01.08	SS1 – Behavior to Meet Needs	62.16%	64.44%	Yes	Target met. No further action is required.	56.63%	40.26%
		SS2 – Behavior to Meet Needs	39.63%	50.00%	Yes	Target met. No further action is required.	25.00%	15.58%
4A	Families who report EIS helped them know their rights. 20 U.S.C. 1416a(3)(A) and 1442		95.00%	100.00%	Yes	Target met. No further action is required.	98.15%	95.92%
4B	Families who report EIS helped them communicate their child's needs. 20 U.S.C. 1416a(3)(A) and 1442		95.00%	97.67%	Yes	Target met. No further action is required.	96.30%	97.96%
4 Response Rate	Family Survey Response Rate		30.50%	27.70%	No	Target not met. An Improvement Plan is required.	47.80%	49.00%
4C	Families who report EIS helped them help their children develop and learn. 20 U.S.C. 1416a(3)(A) and 1442		95.00%	97.67%	Yes	Target met. No further action is required.	98.15%	100.00%
5	Children birth to one served as a percentage of the population birth to one. COMAR 13A.13.02.04		1.59%	1.84%	Yes	Target met. No further action is required.	2.46%	1.23%

6	Children birth to three served as a percentage of the population birth to 3 COMAR 13A.13.02.04	3.75%	4.91%	Yes	Target met. No further action is required.	3.87%	3.50%
1	Timely Delivery of IFSP Services COMAR 13A.13.01.07	100.00%	97.59%	No	Target not met. An Improvement Plan is required.	100.00%	100.00%
7	Percentage of toddlers for whom the evaluation and the initial IFSP was within 45 days from the date of referral COMAR 13A.13.01.07	100.00%	100.00%	Yes	Target met. No further action is required.	100.00%	100.00%
8A	Percentage of toddlers exiting Part C for whom transition steps and services were added to the IFSP at least 90 days, and not more than nine months, prior to the toddler's third birthday. COMAR 13A.13.01.09	100.00%	100.00%	Yes	Target met. No further action is required.	100.00%	100.00%
8B	Percentage of toddlers for whom the LEA and SEA were notified of potential Part B eligibility at least 90 days prior to the third birthday. COMAR 13A.13.01.09	100.00%	100.00%	Yes	Target met. No further action is required.	100.00%	100.00%
8C	Percentage of children for whom the transition conference was held 90 days, and not more than nine months, prior to the toddler's third birthday. COMAR 13A.13.01.09	100.00%	100.00%	Yes	Target met. No further action is required.	100.00%	100.00%
Correction of Noncompliance	Correction of Noncompliance COMAR 13A.13.02.04	100.00%	100.00%	Yes	Target met. No further action is required.	100.00%	100.00%
Timely and Valid Data	Timely and Valid Data	100.00%	100.00%	Yes	Target met. No further action is required.	100.00%	100.00%
Number of Complaints Filed	Number of Complaints Filed	0.00	0.00	Yes	Target met. No further action is required.	0.00	0.00
Number of Complaints Identified with Violations	Number of Complaints Identified with Violations	0.00	0.00	Yes	Target met. No further action is required.	0.00	-
Percent of Findings from Complaints Corrected in a Timely Manner	Number of Findings from Complaints Corrected in a Timely Manner	100.00%	100.00%	Yes	Target met. No further action is required.	-	-
Number of Due Process Hearings Filed	Number of Due Process Hearings Filed	0.00	0.00	Yes	Target met. No further action is required.	0.00	0.00
Number of Due Process Hearings Identified with Violations	Number of Due Process Hearings Identified with Violations	0.00	0.00	Yes	Target met. No further action is required.	0.00	-
Fiscal Accountability: Number of Findings Identified	Fiscal Accountability: Number of Findings Identified	0.00	0.00	Yes	Target met. No further action is required.	0.00	0.00

June 14, 2024

Dr. Mark T. Bedell
Superintendent
Anne Arundel County Public Schools
2644 Riva Road
Annapolis, MD 21401

Dear Dr. Bedell:

The Maryland State Department of Education (MSDE), Division of Early Intervention and Special Education Services (DEI/SES) is required by the United States Department of Education (USDE), Office of Special Education Programs (OSEP) to make determinations annually regarding the performance of each Local Infants and Toddlers Program (LITP) using one of the following four determination categories: "Meets Requirements," "Needs Assistance," "Needs Intervention," or "Needs Substantial Intervention" [34 CFR §§303.700 and 300.703]. The MSDE, DEI/SES uses a results-based rubric for given indicators to evaluate each local Infants and Toddlers Program's performance in meeting the State's identified targets. For Federal Fiscal Year (FFY) 2022 determinations, the Anne Arundel County Infants and Toddlers Program has achieved the determination status of **Meets Requirements**.

Attached please find supporting documents:

- *FFY 2022 Determination Overview* (identifies the Part C Indicators used to assign a local determination on page 1– please note that fiscal and complaints/due process hearing data continues to be used);
- *FFY 2022 Local Determination Scoring Criteria* (provides a six-year graduated results-driven accountability plan used to make a local determination by year);
- *FFY 2022 Annual Report Card on SPP/APR Part C Indicators* (provides a three-year local data analysis and required actions); and
- *DEI/SES Differentiated Framework: Tiers of Supervision and Support* (provides the framework used by the DEI/SES to guide the level of monitoring and corresponding level of performance support provided to LITPs).


To implement a results-driven accountability system, we continue to focus on the three child outcome indicators. In 2020, a revised baseline was proposed to the USDE and new targets were established. Please see the attached *Part C Child Outcomes Baselines and Targets for Local Determinations* document. The DEI/SES has developed one set of baselines and targets that are inclusive of both children who receive services from birth to three and children who receive services through an Extended Individualized Family Service Plan. The decision to examine child outcomes as one group independent of age was unanimously supported by LITP Directors and Preschool Coordinators through a stakeholder discussion held in 2014. Please note the attached revised baseline and targets for local determinations of Maryland's LITPs will not be included in Maryland's Annual Performance Report to OSEP. For federal reporting, OSEP requested that Maryland report child outcomes data for children birth to three years separately from child outcomes data for children older than three so that comparisons could be made with other states that are not serving children through an IFSP after age three.

The shift to a more balanced accountability approach does not relieve the DEI/SES from ensuring compliance, correction of identified noncompliance, and the receipt of timely and accurate data. As a result of the accountability shift to an increased emphasis on results, an LITP's determination status may be impacted in the future. To support Maryland's commitment to narrow the opportunity and achievement gaps for infants, toddlers, and young children with disabilities and their families, the implementation of the *DEI/SES Strategic Plan: Moving Maryland Forward* provides a statewide differentiated framework for general supervision and performance support. Based upon comprehensive data analysis (including the SPP/APR local determination status), the Anne Arundel County Infants and Toddlers Program has been assigned the **Universal** tier for the delivery of the DEI/SES technical assistance model for results. Please see the *DEI/SES Differentiated Framework: Tiers of Supervision* for more information.

LITPs are strongly encouraged to work closely with their Local Interagency Coordinating Council and Family Support Centers to perform an analysis of local data and infrastructure. The analysis should guide the development of strategies for data-informed decision-making, increased parent partnerships, strategic collaboration, and the use of evidence-based practices to improve the results for infants, toddlers, and young children with disabilities and their families. As we continue this shift in focus to results-driven accountability, the MSDE, DEI/SES will provide State and local professional learning opportunities.

Thank you for your hard work and commitment to excellence, equity, and efficiency. The MSDE is committed to supporting the efforts of the Anne Arundel County Infants and Toddlers Program to improve results for infants, toddlers, and preschool-age children with disabilities and their families. If you have any questions or wish to request technical assistance, please do not hesitate to call me at 410-767-0238.

Sincerely,



Antoine L. Hickman, Ed.D.
Assistant State Superintendent
Division of Early Intervention and Special Education Services

Attachments

- c: Dr. Carey M. Wright, State Superintendent of Schools
Dr. Deann Collins, Deputy State Superintendent
Sonya McElroy, Co-Director of Special Education
Diane McGowan, Co-Director of Special Education
DEI/SES Branch/Sections Chiefs

Anne Arundel County

Annual Data on Part C State Performance Plan (SPP) Priority Indicators
for the Period July 1, 2022 – June 30, 2023 (FFY 2022)

Part C Annual SPP Performance Report								
SPP/APR Indicators Results Indicator Compliance Indicator			FFY 2022 (SFY 2023)			Action Required	Previous Results	
			State Target	Local Results	Target Met		FFY 2021	FFY 2020
2	Infants and Toddlers with IFSPs who receive services in natural environments. COMAR 13A.13.01.07		96.50%	96.19%	No	Target not met. An Improvement Plan is required.	95.44%	99.06%
2 Ext IFSP	Infants and Toddlers with IFSPs who receive services in natural environments. COMAR 13A.13.01.07		96.50%	100.00%	Yes	Target met. No further action is required.	100.00%	100.00%
3A	Birth - 4 Outcomes: Use of social – emotional skills COMAR 13A.13.01.08	SS1 – Social Emotional	59.96%	78.56%	Yes	Target met. No further action is required.	71.29%	78.72%
		SS2 – Social Emotional	42.33%	47.71%	Yes	Target met. No further action is required.	48.74%	50.76%
3B	Birth - 4 Outcomes: Use of knowledge COMAR 13A.13.01.08	SS1 – Knowledge & Skills	62.53%	82.74%	Yes	Target met. No further action is required.	77.98%	81.18%
		SS2– Knowledge & Skills	38.71%	50.46%	Yes	Target met. No further action is required.	54.06%	51.18%
3C	Birth - 4 Outcomes: Use of appropriate behaviors. COMAR 13A.13.01.08	SS1 – Behavior to Meet Needs	62.16%	81.64%	Yes	Target met. No further action is required.	78.11%	82.72%
		SS2 – Behavior to Meet Needs	39.63%	42.07%	Yes	Target met. No further action is required.	44.02%	44.80%
4A	Families who report EIS helped them know their rights. 20 U.S.C. 1416a(3)(A) and 1442		95.00%	94.59%	No	Target not met. An Improvement Plan is required.	95.22%	91.67%
4B	Families who report EIS helped them communicate their child's needs. 20 U.S.C. 1416a(3)(A) and 1442		95.00%	95.41%	Yes	Target met. No further action is required.	97.54%	92.59%
4 Response Rate	Family Survey Response Rate		30.50%	9.30%	No	Target not met. An Improvement Plan is required.	21.30%	10.00%
4C	Families who report EIS helped them help their children develop and learn. 20 U.S.C. 1416a(3)(A) and 1442		95.00%	96.23%	Yes	Target met. No further action is required.	98.35%	92.16%

5	Children birth to one served as a percentage of the population birth to one. COMAR 13A.13.02.04	1.59%	1.03%	No	Target not met. An Improvement Plan is required.	0.98%	1.00%
6	Children birth to three served as a percentage of the population birth to 3 COMAR 13A.13.02.04	3.75%	4.80%	Yes	Target met. No further action is required.	4.53%	4.07%
1	Timely Delivery of IFSP Services COMAR 13A.13.01.07	100.00%	100.00%	Yes	Target met. No further action is required.	99.66%	100.00%
7	Percentage of toddlers for whom the evaluation and the initial IFSP was within 45 days from the date of referral COMAR 13A.13.01.07	100.00%	100.00%	Yes	Target met. No further action is required.	99.86%	100.00%
8A	Percentage of toddlers exiting Part C for whom transition steps and services were added to the IFSP at least 90 days, and not more than nine months, prior to the toddler's third birthday. COMAR 13A.13.01.09	100.00%	99.82%	No	Target not met. An Improvement Plan is required.	99.36%	99.75%
8B	Percentage of toddlers for whom the LEA and SEA were notified of potential Part B eligibility at least 90 days prior to the third birthday. COMAR 13A.13.01.09	100.00%	100.00%	Yes	Target met. No further action is required.	100.00%	100.00%
8C	Percentage of children for whom the transition conference was held 90 days, and not more than nine months, prior to the toddler's third birthday. COMAR 13A.13.01.09	100.00%	99.82%	No	Target not met. An Improvement Plan is required.	99.36%	99.75%
Correction of Noncompliance	Correction of Noncompliance COMAR 13A.13.02.04	100.00%	100.00%	Yes	Target met. No further action is required.	100.00%	100.00%
Timely and Valid Data	Timely and Valid Data	100.00%	100.00%	Yes	Target met. No further action is required.	100.00%	100.00%
Number of Complaints Filed	Number of Complaints Filed	0.00	1.00	No	N/A	0.00	0.00
Number of Complaints Identified with Violations	Number of Complaints Identified with Violations	0.00	0.00	Yes	Target met. No further action is required.	0.00	-
Percent of Findings from Complaints Corrected in a Timely Manner	Number of Findings from Complaints Corrected in a Timely Manner	100.00%	100.00%	Yes	Target met. No further action is required.	-	-
Number of Due Process Hearings Filed	Number of Due Process Hearings Filed	0.00	1.00	No	No further action is required.	0.00	0.00
Number of Due Process Hearings Identified with Violations	Number of Due Process Hearings Identified with Violations	0.00	0.00	Yes	Target met. No further action is required.	0.00	-
Fiscal Accountability: Number of Findings Identified	Fiscal Accountability: Number of Findings Identified	0.00	0.00	Yes	Target met. No further action is required.	0.00	0.00

June 14, 2024

Ms. Della Leister, R.N.
Acting Director and Health Officer
Baltimore County Health Department
6401 York Road, Third Floor
Baltimore, MD 21212

Dear Ms. Leister:

The Maryland State Department of Education (MSDE), Division of Early Intervention and Special Education Services (DEI/SES) is required by the United States Department of Education (USDE), Office of Special Education Programs (OSEP) to make determinations annually regarding the performance of each Local Infants and Toddlers Program (LITP) using one of the following four determination categories: “Meets Requirements,” “Needs Assistance,” “Needs Intervention,” or “Needs Substantial Intervention” [34 CFR §§303.700 and 300.703]. The MSDE, DEI/SES uses a results-based rubric for given indicators to evaluate each local Infants and Toddlers Program’s performance in meeting the State’s identified targets. For Federal Fiscal Year (FFY) 2022 determinations, the Baltimore County Infants and Toddlers Program has achieved the determination status of **Needs Intervention**.

Attached please find supporting documents:

- *FFY 2022 Determination Overview* (identifies the Part C Indicators used to assign a local determination on page 1– please note that fiscal and complaints/due process hearing data continues to be used);
- *FFY 2022 Local Determination Scoring Criteria* (provides a six-year graduated results-driven accountability plan used to make a local determination by year);
- *FFY 2022 Annual Report Card on SPP/APR Part C Indicators* (provides a three-year local data analysis and required actions); and
- *DEI/SES Differentiated Framework: Tiers of Supervision and Support* (provides the framework used by the DEI/SES to guide the level of monitoring and corresponding level of performance support provided to LITPs).

To implement a results-driven accountability system, we continue to focus on the three child outcome indicators. In 2020, a revised baseline was proposed to the USDE and new targets were established. Please see the attached *Part C Child Outcomes Baselines and Targets for Local Determinations* document. The DEI/SES has developed one set of baselines and targets that are inclusive of both children who receive services from birth to three and children who receive services through an Extended Individualized Family Service Plan. The decision to examine child outcomes as one group independent of age was unanimously supported by LITP Directors and Preschool Coordinators through a stakeholder discussion held in 2014. Please note the attached revised baseline and targets for local determinations of Maryland’s LITPs will not be included in Maryland’s Annual Performance Report to OSEP. For federal reporting, OSEP requested that Maryland report child outcomes data for children birth to three years separately from child outcomes data for children older than three so that comparisons could be made with other states that are not serving children through an IFSP after age three.

The shift to a more balanced accountability approach does not relieve the DEI/SES from ensuring compliance, correction of identified noncompliance, and the receipt of timely and accurate data. As a result of the accountability shift to an increased emphasis on results, an LITP's determination status may be impacted in the future. To support Maryland's commitment to narrow the opportunity and achievement gaps for infants, toddlers, and young children with disabilities and their families, the implementation of the *DEI/SES Strategic Plan: Moving Maryland Forward* provides a statewide differentiated framework for general supervision and performance support. Based upon comprehensive data analysis (including the SPP/APR local determination status), the Baltimore County Infants and Toddlers Program has been assigned the **Focused** tier for the delivery of the DEI/SES technical assistance model for results. Please see the *DEI/SES Differentiated Framework: Tiers of Supervision* for more information.

LITPs are strongly encouraged to work closely with their Local Interagency Coordinating Council and Family Support Centers to perform an analysis of local data and infrastructure. The analysis should guide the development of strategies for data-informed decision-making, increased parent partnerships, strategic collaboration, and the use of evidence-based practices to improve the results for infants, toddlers, and young children with disabilities and their families. As we continue this shift in focus to results-driven accountability, the MSDE, DEI/SES will provide State and local professional learning opportunities.

Thank you for your hard work and commitment to excellence, equity, and efficiency. The MSDE is committed to supporting the efforts of the Baltimore County Infants and Toddlers Program to improve results for infants, toddlers, and preschool-age children with disabilities and their families. If you have any questions or wish to request technical assistance, please do not hesitate to call me at 410-767-0238.

Sincerely,



Antoine L. Hickman, Ed.D.
Assistant State Superintendent
Division of Early Intervention and Special Education Services

Attachments

c: Dr. Carey M. Wright, State Superintendent of Schools
Dr. Deann Collins, Deputy State Superintendent
Paula Boykin, Supervisor, Birth to Five
Alison Myers, Executive Director
Conya Bailey, Director of Special Education
MSDE DEI/SES Branch/Section Chiefs

Baltimore County
**Annual Data on Part C State Performance Plan (SPP) Priority Indicators
 for the Period July 1, 2022 – June 30, 2023 (FFY 2022)**

Part C Annual SPP Performance Report								
SPP/APR Indicators ■ Results Indicator ■ Compliance Indicator			FFY 2022 (SFY 2023)			Action Required	Previous Results	
			State Target	Local Results	Target Met		FFY 2021	FFY 2020
2	Infants and Toddlers with IFSPs who receive services in natural environments. COMAR 13A.13.01.07		96.50%	99.70%	Yes	Target met. No further action is required.	100.00%	99.89%
2 Ext IFSP	Infants and Toddlers with IFSPs who receive services in natural environments. COMAR 13A.13.01.07		96.50%	100.00%	Yes	Target met. No further action is required.	100.00%	99.68%
3A	Birth - 4 Outcomes: Use of social – emotional skills COMAR 13A.13.01.08	SS1 – Social Emotional	59.96%	55.23%	No	Target not met. An Improvement Plan is required.	50.12%	49.54%
		SS2 – Social Emotional	42.33%	35.23%	No	Target not met. An Improvement Plan is required.	39.15%	38.31%
3B	Birth - 4 Outcomes: Use of knowledge COMAR 13A.13.01.08	SS1 – Knowledge & Skills	62.53%	55.28%	No	Target not met. An Improvement Plan is required.	50.86%	53.65%
		SS2 – Knowledge & Skills	38.71%	30.93%	No	Target not met. An Improvement Plan is required.	34.58%	35.75%
3C	Birth - 4 Outcomes: Use of appropriate behaviors. COMAR 13A.13.01.08	SS1 – Behavior to Meet Needs	62.16%	54.89%	No	Target not met. An Improvement Plan is required.	54.00%	53.48%
		SS2 – Behavior to Meet Needs	39.63%	34.30%	No	Target not met. An Improvement Plan is required.	37.28%	37.53%
4A	Families who report EIS helped them know their rights. 20 U.S.C. 1416a(3)(A) and 1442		95.00%	97.32%	Yes	Target met. No further action is required.	96.31%	93.85%
4B	Families who report EIS helped them communicate their child's needs. 20 U.S.C. 1416a(3)(A) and 1442		95.00%	95.34%	Yes	Target met. No further action is required.	95.00%	90.91%
4 Response Rate	Family Survey Response Rate		30.50%	24.30%	No	Target not met. An Improvement Plan is required.	21.90%	12.00%
4C	Families who report EIS helped them help their children develop and learn. 20 U.S.C. 1416a(3)(A) and 1442		95.00%	95.78%	Yes	Target met. No further action is required.	95.98%	94.29%

5	Children birth to one served as a percentage of the population birth to one. COMAR 13A.13.02.04	1.59%	1.18%	No	Target not met. An Improvement Plan is required.	1.08%	1.03%
6	Children birth to three served as a percentage of the population birth to 3 COMAR 13A.13.02.04	3.75%	4.58%	Yes	Target met. No further action is required.	4.15%	3.21%
1	Timely Delivery of IFSP Services COMAR 13A.13.01.07	100.00%	86.60%	No	Target not met. An Improvement Plan is required.	93.81%	96.55%
7	Percentage of toddlers for whom the evaluation and the initial IFSP was within 45 days from the date of referral COMAR 13A.13.01.07	100.00%	86.70%	No	Target not met. An Improvement Plan is required.	93.08%	93.94%
8A	Percentage of toddlers exiting Part C for whom transition steps and services were added to the IFSP at least 90 days, and not more than nine months, prior to the toddler's third birthday. COMAR 13A.13.01.09	100.00%	98.80%	No	Target not met. An Improvement Plan is required.	99.14%	91.58%
8B	Percentage of toddlers for whom the LEA and SEA were notified of potential Part B eligibility at least 90 days prior to the third birthday. COMAR 13A.13.01.09	100.00%	100.00%	Yes	Target met. No further action is required.	100.00%	100.00%
8C	Percentage of children for whom the transition conference was held 90 days, and not more than nine months, prior to the toddler's third birthday. COMAR 13A.13.01.09	100.00%	98.66%	No	Target not met. An Improvement Plan is required.	99.14%	89.45%
Correction of Noncompliance	Correction of Noncompliance COMAR 13A.13.02.04	100.00%	100.00%	Yes	Target met. No further action is required.	100.00%	100.00%
Timely and Valid Data	Timely and Valid Data	100.00%	100.00%	Yes	Target met. No further action is required.	100.00%	100.00%
Number of Complaints Filed	Number of Complaints Filed	0.00	0.00	Yes	Target met. No further action is required.	0.00	0.00
Number of Complaints Identified with Violations	Number of Complaints Identified with Violations	0.00	0.00	Yes	Target met. No further action is required.	0.00	-
Percent of Findings from Complaints Corrected in a Timely Manner	Number of Findings from Complaints Corrected in a Timely Manner	100.00%	100.00%	Yes	Target met. No further action is required.	-	-
Number of Due Process Hearings Filed	Number of Due Process Hearings Filed	0.00	0.00	Yes	Target met. No further action is required.	0.00	0.00
Number of Due Process Hearings Identified with Violations	Number of Due Process Hearings Identified with Violations	0.00	0.00	Yes	Target met. No further action is required.	0.00	-
Fiscal Accountability: Number of Findings Identified	Fiscal Accountability: Number of Findings Identified	0.00	0.00	Yes	Target met. No further action is required.	0.00	0.00

June 14, 2024

Dr. Andraé Townsel
Superintendent
Calvert County Public Schools
1305 Dares Beach Road
Prince Frederick, MD20678

Dear Dr. Townsel:

(DEI/SES) is required by the United States Department of Education (USDE), Office of Special Education Programs (OSEP) to make determinations annually regarding the performance of each Local Infants and Toddlers Program (LITP) using one of the following four determination categories: “Meets Requirements,” “Needs Assistance,” “Needs Intervention,” or “Needs Substantial Intervention” [34 CFR §§303.700 and 300.703]. The MSDE, DEI/SES uses a results-based rubric for given indicators to evaluate each local Infants and Toddlers Program’s performance in meeting the State’s identified targets. For Federal Fiscal Year (FFY) 2022 determinations, the Calvert County Infants and Toddlers Program has achieved the determination status of **Meets Requirements**.

Attached please find supporting documents:

- *FFY 2022 Determination Overview* (identifies the Part C Indicators used to assign a local determination on page 1 – please note that fiscal and complaints/due process hearing data continues to be used);
- *FFY 2022 Local Determination Scoring Criteria* (provides a six-year graduated results-driven accountability plan used to make a local determination by year);
- *FFY 2022 Annual Report Card on SPP/APR Part C Indicators* (provides a three-year local data analysis and required actions); and
- *DEI/SES Differentiated Framework: Tiers of Supervision and Support* (provides the framework used by the DEI/SES to guide the level of monitoring and corresponding level of performance support provided to LITPs).


To implement a results-driven accountability system, we continue to focus on the three child outcome indicators. In 2020, a revised baseline was proposed to the USDE and new targets were established. Please see the attached *Part C Child Outcomes Baselines and Targets for Local Determinations* document. The DEI/SES has developed one set of baselines and targets that are inclusive of both children who receive services from birth to three and children who receive services through an Extended Individualized Family Service Plan. The decision to examine child outcomes as one group independent of age was unanimously supported by LITP Directors and Preschool Coordinators through a stakeholder discussion held in 2014. Please note the attached revised baseline and targets for local determinations of Maryland’s LITPs will not be included in Maryland’s Annual Performance Report to OSEP. For federal reporting, OSEP requested that Maryland report child outcomes data for children birth to three years separately from child outcomes data for children older than three so that comparisons could be made with other states that are not serving children through an IFSP after age three.

The shift to a more balanced accountability approach does not relieve the DEI/SES from ensuring compliance, correction of identified noncompliance, and the receipt of timely and accurate data. As a result of the accountability shift to an increased emphasis on results, an LITP's determination status may be impacted in the future. To support Maryland's commitment to narrow the opportunity and achievement gaps for infants, toddlers, and young children with disabilities and their families, the implementation of the *DEI/SES Strategic Plan: Moving Maryland Forward* provides a statewide differentiated framework for general supervision and performance support. Based upon comprehensive data analysis (including the SPP/APR local determination status), the Calvert County Infants and Toddlers Program has been assigned the **Universal** tier for the delivery of the DEI/SES technical assistance model for results. Please see the *DEI/SES Differentiated Framework: Tiers of Supervision* for more information.

LITPs are strongly encouraged to work closely with their Local Interagency Coordinating Council and Family Support Centers to perform an analysis of local data and infrastructure. The analysis should guide the development of strategies for data-informed decision-making, increased parent partnerships, strategic collaboration, and the use of evidence-based practices to improve the results for infants, toddlers, and young children with disabilities and their families. As we continue this shift in focus to results-driven accountability, the MSDE, DEI/SES will provide State and local professional learning opportunities.

Thank you for your hard work and commitment to excellence, equity, and efficiency. The MSDE is committed to supporting the efforts of the Calvert County Infants and Toddlers Program to improve results for infants, toddlers, and preschool-age children with disabilities and their families. If you have any questions or wish to request technical assistance, please do not hesitate to call me at 410-767-0238.

Sincerely,



Antoine L. Hickman, Ed.D.
Assistant State Superintendent
Division of Early Intervention and Special Education Services

Attachments

c: Dr. Carey M. Wright, State Superintendent of Schools
Dr. Dean Collins, Deputy State Superintendent
Dr. Kendy Anderson, Director of Special Education
Vernette Christian, Special Education Supervisor
Tatiana Owens, Infants and Toddlers Program Specialist
MSDE DEI/SES Branch/Section Chiefs

Calvert County
**Annual Data on Part C State Performance Plan (SPP) Priority Indicators
 for the Period July 1, 2022 – June 30, 2023 (FFY 2022)**

Part C Annual SPP Performance Report								
SPP/APR Indicators <div> Results Indicator Compliance Indicator </div>			FFY 2022 (SFY 2023)			Action Required	Previous Results	
			State Target	Local Results	Target Met		FFY 2021	FFY 2020
2	Infants and Toddlers with IFSPs who receive services in natural environments. COMAR 13A.13.01.07		96.50%	97.50%	Yes	Target met. No further action is required.	100.00%	100.00%
2 Ext IFSP	Infants and Toddlers with IFSPs who receive services in natural environments. COMAR 13A.13.01.07		96.50%	100.00%	Yes	Target met. No further action is required.	100.00%	88.89%
3A	Birth - 4 Outcomes: Use of social – emotional skills COMAR 13A.13.01.08	SS1 – Social Emotional	59.96%	74.26%	Yes	Target met. No further action is required.	55.96%	45.45%
		SS2 – Social Emotional	42.33%	37.50%	No	Target not met. An Improvement Plan is required.	34.68%	37.21%
3B	Birth - 4 Outcomes: Use of knowledge COMAR 13A.13.01.08	SS1 – Knowledge & Skills	62.53%	73.53%	Yes	Target met. No further action is required.	57.26%	50.00%
		SS2– Knowledge & Skills	38.71%	36.54%	No	Target not met. An Improvement Plan is required.	29.84%	31.01%
3C	Birth - 4 Outcomes: Use of appropriate behaviors. COMAR 13A.13.01.08	SS1 – Behavior to Meet Needs	62.16%	74.76%	Yes	Target met. No further action is required.	50.00%	46.43%
		SS2 – Behavior to Meet Needs	39.63%	36.54%	No	Target not met. An Improvement Plan is required.	34.68%	37.98%
4A	Families who report EIS helped them know their rights. 20 U.S.C. 1416a(3)(A) and 1442		95.00%	100.00%	Yes	Target met. No further action is required.	99.15%	100.00%
4B	Families who report EIS helped them communicate their child's needs. 20 U.S.C. 1416a(3)(A) and 1442		95.00%	97.59%	Yes	Target met. No further action is required.	99.15%	100.00%
4 Response Rate	Family Survey Response Rate		30.50%	46.40%	Yes	Target met. No action is required.	72.80%	67.00%
4C	Families who report EIS helped them help their children develop and learn. 20 U.S.C. 1416a(3)(A) and 1442		95.00%	100.00%	Yes	Target met. No further action is required.	98.25%	100.00%
5	Children birth to one served as a percentage of the population birth to one. COMAR 13A.13.02.04		1.59%	1.59%	Yes	Target met. No further action is required.	2.38%	1.81%

6	Children birth to three served as a percentage of the population birth to 3 COMAR 13A.13.02.04	3.75%	5.76%	Yes	Target met. No further action is required.	5.00%	4.61%
1	Timely Delivery of IFSP Services COMAR 13A.13.01.07	100.00%	100.00%	Yes	Target met. No further action is required.	100.00%	100.00%
7	Percentage of toddlers for whom the evaluation and the initial IFSP was within 45 days from the date of referral COMAR 13A.13.01.07	100.00%	100.00%	Yes	Target met. No further action is required.	100.00%	100.00%
8A	Percentage of toddlers exiting Part C for whom transition steps and services were added to the IFSP at least 90 days, and not more than nine months, prior to the toddler's third birthday. COMAR 13A.13.01.09	100.00%	100.00%	Yes	Target met. No further action is required.	100.00%	100.00%
8B	Percentage of toddlers for whom the LEA and SEA were notified of potential Part B eligibility at least 90 days prior to the third birthday. COMAR 13A.13.01.09	100.00%	100.00%	Yes	Target met. No further action is required.	100.00%	100.00%
8C	Percentage of children for whom the transition conference was held 90 days, and not more than nine months, prior to the toddler's third birthday. COMAR 13A.13.01.09	100.00%	100.00%	Yes	Target met. No further action is required.	100.00%	100.00%
Correction of Noncompliance	Correction of Noncompliance COMAR 13A.13.02.04	100.00%	100.00%	Yes	Target met. No further action is required.	100.00%	100.00%
Timely and Valid Data	Timely and Valid Data	100.00%	100.00%	Yes	Target met. No further action is required.	100.00%	100.00%
Number of Complaints Filed	Number of Complaints Filed	0.00	0.00	Yes	Target met. No further action is required.	0.00	0.00
Number of Complaints Identified with Violations	Number of Complaints Identified with Violations	0.00	0.00	Yes	Target met. No further action is required.	0.00	-
Percent of Findings from Complaints Corrected in a Timely Manner	Number of Findings from Complaints Corrected in a Timely Manner	100.00%	100.00%	Yes	Target met. No further action is required.	-	-
Number of Due Process Hearings Filed	Number of Due Process Hearings Filed	0.00	0.00	Yes	Target met. No further action is required.	0.00	0.00
Number of Due Process Hearings Identified with Violations	Number of Due Process Hearings Identified with Violations	0.00	0.00	Yes	Target met. No further action is required.	0.00	-
Fiscal Accountability: Number of Findings Identified	Fiscal Accountability: Number of Findings Identified	0.00	0.00	Yes	Target met. No further action is required.	0.00	0.00

June 14, 2024

Dr. Derek L. Simmons
Superintendent
Caroline County Public Schools
204 Franklin Street
Denton, MD 21629

Dear Dr. Simmons:

The Maryland State Department of Education (MSDE), Division of Early Intervention and Special Education Services (DEI/SES) is required by the United States Department of Education (USDE), Office of Special Education Programs (OSEP) to make determinations annually regarding the performance of each Local Infants and Toddlers Program (LITP) using one of the following four determination categories: “Meets Requirements,” “Needs Assistance,” “Needs Intervention,” or “Needs Substantial Intervention” [34 CFR §§303.700 and 300.703]. The MSDE, DEI/SES uses a results-based rubric for given indicators to evaluate each local Infants and Toddlers Program’s performance in meeting the State’s identified targets. For Federal Fiscal Year (FFY) 2022 determinations, the Caroline County Infants and Toddlers Program has achieved the determination status of **Meets Requirements**.

Attached please find supporting documents:

- *FFY 2022 Determination Overview* (identifies the Part C Indicators used to assign a local determination on page 1 – please note that fiscal and complaints/due process hearing data continues to be used);
- *FY 2022 Local Determination Scoring Criteria* (provides a six-year graduated results-driven accountability plan used to make a local determination by year);
- *FFY 2022 Annual Report Card on SPP/APR Part C Indicators* (provides a three-year local data analysis and required actions); and
- *DEI/SES Differentiated Framework: Tiers of Supervision and Support* (provides the framework used by the DEI/SES to guide the level of monitoring and corresponding level of performance support provided to LITPs).


To implement a results-driven accountability system, we continue to focus on the three child outcome indicators. In 2020, a revised baseline was proposed to the USDE and new targets were established. Please see the attached *Part C Child Outcomes Baselines and Targets for Local Determinations* document. The DEI/SES has developed one set of baselines and targets that are inclusive of both children who receive services from birth to three and children who receive services through an Extended Individualized Family Service Plan. The decision to examine child outcomes as one group independent of age was unanimously supported by LITP Directors and Preschool Coordinators through a stakeholder discussion held in 2014. Please note the attached revised baseline and targets for local determinations of Maryland’s LITPs will not be included in Maryland’s Annual Performance Report to OSEP. For federal reporting, OSEP requested that Maryland report child outcomes data for children birth to three years separately from child outcomes data for children older than three so that comparisons could be made with other states that are not serving children through an IFSP after age three.

The shift to a more balanced accountability approach does not relieve the DEI/SES from ensuring compliance, correction of identified noncompliance, and the receipt of timely and accurate data. As a result of the accountability shift to an increased emphasis on results, an LITP's determination status may be impacted in the future. To support Maryland's commitment to narrow the opportunity and achievement gaps for infants, toddlers, and young children with disabilities and their families, the implementation of the *DEI/SES Strategic Plan: Moving Maryland Forward* provides a statewide differentiated framework for general supervision and performance support. Based upon comprehensive data analysis (including the SPP/APR local determination status), the Caroline County Infants and Toddlers Program has been assigned the **Universal** tier for the delivery of the DEI/SES technical assistance model for results. Please see the *DEI/SES Differentiated Framework: Tiers of Supervision* for more information.

LITPs are strongly encouraged to work closely with their Local Interagency Coordinating Council and Family Support Centers to perform an analysis of local data and infrastructure. The analysis should guide the development of strategies for data-informed decision-making, increased parent partnerships, strategic collaboration, and the use of evidence-based practices to improve the results for infants, toddlers, and young children with disabilities and their families. As we continue this shift in focus to results-driven accountability, the MSDE, DEI/SES will provide State and local professional learning opportunities.

Thank you for your hard work and commitment to excellence, equity, and efficiency. The MSDE is committed to supporting the efforts of the Caroline County Infants and Toddlers Program to improve results for infants, toddlers, and preschool-age children with disabilities and their families. If you have any questions or wish to request technical assistance, please do not hesitate to call me at 410-767-0238.

Sincerely,



Antoine L. Hickman, Ed.D.
Assistant State Superintendent
Division of Early Intervention and Special Education Services

Attachments

c: Dr. Carey M. Wright, State Superintendent of Schools
Dr. Deann Collins, Deputy State Superintendent
Erica McDonald, Coordinator of Special Education
Elizabeth Saylor, Supervisor of Instruction-Early Childhood (PreK)
MSDE DEI/SES Branch/Section Chiefs

Caroline County

Annual Data on Part C State Performance Plan (SPP) Priority Indicators
for the Period July 1, 2022 – June 30, 2023 (FFY 2022)

Part C Annual SPP Performance Report								
SPP/APR Indicators ■ Results Indicator ■ Compliance Indicator			FFY 2022 (SFY 2023)			Action Required	Previous Results	
			State Target	Local Results	Target Met		FFY 2021	FFY 2020
2	Infants and Toddlers with IFSPs who receive services in natural environments. COMAR 13A.13.01.07		96.50%	100.00%	Yes	Target met. No further action is required.	100.00%	100.00%
2 Ext IFSP	Infants and Toddlers with IFSPs who receive services in natural environments. COMAR 13A.13.01.07		96.50%	100.00%	Yes	Target met. No further action is required.	100.00%	100.00%
3A	Birth - 4 Outcomes: Use of social – emotional skills COMAR 13A.13.01.08	SS1 – Social Emotional	59.96%	72.00%	Yes	Target met. No further action is required.	80.77%	68.42%
		SS2 – Social Emotional	42.33%	72.73%	Yes	Target met. No further action is required.	59.26%	61.90%
3B	Birth - 4 Outcomes: Use of knowledge COMAR 13A.13.01.08	SS1 – Knowledge & Skills	62.53%	73.33%	Yes	Target met. No further action is required.	66.67%	66.67%
		SS2 – Knowledge & Skills	38.71%	63.64%	Yes	Target met. No further action is required.	51.85%	57.14%
3C	Birth - 4 Outcomes: Use of appropriate behaviors. COMAR 13A.13.01.08	SS1 – Behavior to Meet Needs	62.16%	85.19%	Yes	Target met. No further action is required.	85.19%	80.00%
		SS2 – Behavior to Meet Needs	39.63%	72.73%	Yes	Target met. No further action is required.	66.67%	66.67%
4A	Families who report EIS helped them know their rights. 20 U.S.C. 1416a(3)(A) and 1442		95.00%	100.00%	Yes	Target met. No further action is required.	100.00%	100.00%
4B	Families who report EIS helped them communicate their child's needs. 20 U.S.C. 1416a(3)(A) and 1442		95.00%	98.04%	Yes	Target met. No further action is required.	100.00%	100.00%
4 Response Rate	Family Survey Response Rate		30.50%	58.00%	Yes	Target met. No action is required.	48.60%	56.00%
4C	Families who report EIS helped them help their children develop and learn. 20 U.S.C. 1416a(3)(A) and 1442		95.00%	98.00%	Yes	Target met. No further action is required.	100.00%	100.00%
5	Children birth to one served as a percentage of the population birth to one. COMAR 13A.13.02.04		1.59%	3.30%	Yes	Target met. No further action is required.	1.18%	2.59%

6	Children birth to three served as a percentage of the population birth to 3 COMAR 13A.13.02.04	3.75%	5.77%	Yes	Target met. No further action is required.	4.09%	3.29%
1	Timely Delivery of IFSP Services COMAR 13A.13.01.07	100.00%	98.91%	No	Target not met. An Improvement Plan is required.	100.00%	100.00%
7	Percentage of toddlers for whom the evaluation and the initial IFSP was within 45 days from the date of referral COMAR 13A.13.01.07	100.00%	98.78%	No	Target not met. An Improvement Plan is required.	98.41%	98.25%
8A	Percentage of toddlers exiting Part C for whom transition steps and services were added to the IFSP at least 90 days, and not more than nine months, prior to the toddler's third birthday. COMAR 13A.13.01.09	100.00%	95.83%	No	Target not met. An Improvement Plan is required.	100.00%	100.00%
8B	Percentage of toddlers for whom the LEA and SEA were notified of potential Part B eligibility at least 90 days prior to the third birthday. COMAR 13A.13.01.09	100.00%	100.00%	Yes	Target met. No further action is required.	100.00%	100.00%
8C	Percentage of children for whom the transition conference was held 90 days, and not more than nine months, prior to the toddler's third birthday. COMAR 13A.13.01.09	100.00%	95.83%	No	Target not met. An Improvement Plan is required.	100.00%	100.00%
Correction of Noncompliance	Correction of Noncompliance COMAR 13A.13.02.04	100.00%	100.00%	Yes	Target met. No further action is required.	100.00%	100.00%
Timely and Valid Data	Timely and Valid Data	100.00%	100.00%	Yes	Target met. No further action is required.	100.00%	100.00%
Number of Complaints Filed	Number of Complaints Filed	0.00	0.00	Yes	Target met. No further action is required.	0.00	0.00
Number of Complaints Identified with Violations	Number of Complaints Identified with Violations	0.00	0.00	Yes	Target met. No further action is required.	0.00	-
Percent of Findings from Complaints Corrected in a Timely Manner	Number of Findings from Complaints Corrected in a Timely Manner	100.00%	100.00%	Yes	Target met. No further action is required.	-	-
Number of Due Process Hearings Filed	Number of Due Process Hearings Filed	0.00	0.00	Yes	Target met. No further action is required.	0.00	0.00
Number of Due Process Hearings Identified with Violations	Number of Due Process Hearings Identified with Violations	0.00	0.00	Yes	Target met. No further action is required.	0.00	-
Fiscal Accountability: Number of Findings Identified	Fiscal Accountability: Number of Findings Identified	0.00	0.00	Yes	Target met. No further action is required.	0.00	0.00

June 14, 2024

Ms. Cynthia McCabe
Superintendent
Carroll County Public Schools
125 North Court Street
Westminster, MD 21157

Dear Ms. McCabe:

The Maryland State Department of Education (MSDE), Division of Early Intervention and Special Education Services (DEI/SES) is required by the United States Department of Education (USDE), Office of Special Education Programs (OSEP) to make determinations annually regarding the performance of each Local Infants and Toddlers Program (LITP) using one of the following four determination categories: "Meets Requirements," "Needs Assistance," "Needs Intervention," or "Needs Substantial Intervention" [34 CFR §§303.700 and 300.703]. The MSDE, DEI/SES uses a results-based rubric for given indicators to evaluate each local Infants and Toddlers Program's performance in meeting the State's identified targets. For Federal Fiscal Year (FFY) 2022 determinations, the Carroll County Infants and Toddlers Program has achieved the determination status of **Needs Assistance - Year 2**.

Attached please find supporting documents:

- *FFY 2022 Determination Overview* (identifies the Part C Indicators used to assign a local determination on page 1 – please note that fiscal and complaints/due process hearing data continues to be used);
- *FFY 2022 Local Determination Scoring Criteria* (provides a six-year graduated results-driven accountability plan used to make a local determination by year);
- *FFY 2022 Annual Report Card on SPP/APR Part C Indicators* (provides a three-year local data analysis and required actions); and
- *DEI/SES Differentiated Framework: Tiers of Supervision and Support* (provides the framework used by the DEI/SES to guide the level of monitoring and corresponding level of performance support provided to LITPs).


To implement a results-driven accountability system, we continue to focus on the three child outcome indicators. In 2020, a revised baseline was proposed to the USDE and new targets were established. Please see the attached *Part C Child Outcomes Baselines and Targets for Local Determinations* document. The DEI/SES has developed one set of baselines and targets that are inclusive of both children who receive services from birth to three and children who receive services through an Extended Individualized Family Service Plan. The decision to examine child outcomes as one group independent of age was unanimously supported by LITP Directors and Preschool Coordinators through a stakeholder discussion held in 2014. Please note the attached revised baseline and targets for local determinations of Maryland's LITPs will not be included in Maryland's Annual Performance Report to OSEP. For federal reporting, OSEP requested that Maryland report child outcomes data for children birth to three years separately from child outcomes data for children older than three so that comparisons could be made with other states that are not serving children through an IFSP after age three.

The shift to a more balanced accountability approach does not relieve the DEI/SES from ensuring compliance, correction of identified noncompliance, and the receipt of timely and accurate data. As a result of the accountability shift to an increased emphasis on results, an LITP's determination status may be impacted in the future. To support Maryland's commitment to narrow the opportunity and achievement gaps for infants, toddlers, and young children with disabilities and their families, the implementation of the *DEI/SES Strategic Plan: Moving Maryland Forward* provides a statewide differentiated framework for general supervision and performance support. Based upon comprehensive data analysis (including the SPP/APR local determination status), the Carroll County Infants and Toddlers Program has been assigned the **Targeted** tier for the delivery of the DEI/SES technical assistance model for results. Please see the *DEI/SES Differentiated Framework: Tiers of Supervision* for more information.

LITPs are strongly encouraged to work closely with their Local Interagency Coordinating Council and Family Support Centers to perform an analysis of local data and infrastructure. The analysis should guide the development of strategies for data-informed decision-making, increased parent partnerships, strategic collaboration, and the use of evidence-based practices to improve the results for infants, toddlers, and young children with disabilities and their families. As we continue this shift in focus to results-driven accountability, the MSDE, DEI/SES will provide State and local professional learning opportunities.

Thank you for your hard work and commitment to excellence, equity, and efficiency. The MSDE is committed to supporting the efforts of the Carroll County Infants and Toddlers Program to improve results for infants, toddlers, and preschool-age children with disabilities and their families. If you have any questions or wish to request technical assistance, please do not hesitate to call me at 410-767-0238.

Sincerely,



Antoine L. Hickman, Ed.D.
Assistant State Superintendent
Division of Early Intervention and Special Education Services

Attachments

- c: Dr. Carey M. Wright, State Superintendent of Schools
Dr. Deann Collins, Deputy State Superintendent
Chris Wittle, Director of Special Education
Beth Fagan, Coordinator, Birth through Kindergarten Program
Brynn Falise, Coordinator of Special Education Birth-Kindergarten
DEI/SES Branch/Section Chiefs

Carroll County
**Annual Data on Part C State Performance Plan (SPP) Priority Indicators
 for the Period July 1, 2022 – June 30, 2023 (FFY 2022)**

Part C Annual SPP Performance Report								
SPP/APR Indicators <div> Results Indicator Compliance Indicator </div>			FFY 2022 (SFY 2023)			Action Required	Previous Results	
			State Target	Local Results	Target Met		FFY 2021	FFY 2020
2	Infants and Toddlers with IFSPs who receive services in natural environments. COMAR 13A.13.01.07		96.50%	98.58%	Yes	Target met. No further action is required.	99.46%	99.34%
2 Ext IFSP	Infants and Toddlers with IFSPs who receive services in natural environments. COMAR 13A.13.01.07		96.50%	100.00%	Yes	Target met. No further action is required.	100.00%	100.00%
3A	Birth - 4 Outcomes: Use of social – emotional skills COMAR 13A.13.01.08	SS1 – Social Emotional	59.96%	52.07%	No	Target not met. An Improvement Plan is required.	38.40%	53.60%
		SS2 – Social Emotional	42.33%	32.54%	No	Target not met. An Improvement Plan is required.	30.22%	40.54%
3B	Birth - 4 Outcomes: Use of knowledge COMAR 13A.13.01.08	SS1 – Knowledge & Skills	62.53%	55.00%	No	Target not met. An Improvement Plan is required.	40.94%	52.99%
		SS2 – Knowledge & Skills	38.71%	32.54%	No	Target not met. An Improvement Plan is required.	28.78%	31.08%
3C	Birth - 4 Outcomes: Use of appropriate behaviors. COMAR 13A.13.01.08	SS1 – Behavior to Meet Needs	62.16%	56.56%	No	Target not met. An Improvement Plan is required.	46.51%	56.30%
		SS2 – Behavior to Meet Needs	39.63%	32.54%	No	Target not met. An Improvement Plan is required.	30.22%	37.84%
4A	Families who report EIS helped them know their rights. 20 U.S.C. 1416a(3)(A) and 1442		95.00%	99.13%	Yes	Target met. No further action is required.	91.67%	96.43%
4B	Families who report EIS helped them communicate their child's needs. 20 U.S.C. 1416a(3)(A) and 1442		95.00%	99.12%	Yes	Target met. No further action is required.	92.75%	88.89%
4 Response Rate	Family Survey Response Rate		30.50%	56.40%	Yes	Target met. No action is required.	30.90%	13.00%
4C	Families who report EIS helped them help their children develop and learn. 20 U.S.C. 1416a(3)(A) and 1442		95.00%	99.14%	Yes	Target met. No further action is required.	95.59%	88.89%

5	Children birth to one served as a percentage of the population birth to one. COMAR 13A.13.02.04	1.59%	2.06%	Yes	Target met. No further action is required.	1.94%	1.23%
6	Children birth to three served as a percentage of the population birth to 3 COMAR 13A.13.02.04	3.75%	3.95%	Yes	Target met. No further action is required.	3.45%	2.85%
1	Timely Delivery of IFSP Services COMAR 13A.13.01.07	100.00%	99.67%	No	Target not met. An Improvement Plan is required.	100.00%	99.62%
7	Percentage of toddlers for whom the evaluation and the initial IFSP was within 45 days from the date of referral COMAR 13A.13.01.07	100.00%	99.49%	No	Target not met. An Improvement Plan is required.	100.00%	99.02%
8A	Percentage of toddlers exiting Part C for whom transition steps and services were added to the IFSP at least 90 days, and not more than nine months, prior to the toddler's third birthday. COMAR 13A.13.01.09	100.00%	98.28%	No	Target not met. An Improvement Plan is required.	100.00%	89.61%
8B	Percentage of toddlers for whom the LEA and SEA were notified of potential Part B eligibility at least 90 days prior to the third birthday. COMAR 13A.13.01.09	100.00%	100.00%	Yes	Target met. No further action is required.	100.00%	100.00%
8C	Percentage of children for whom the transition conference was held 90 days, and not more than nine months, prior to the toddler's third birthday. COMAR 13A.13.01.09	100.00%	98.28%	No	Target not met. An Improvement Plan is required.	100.00%	90.91%
Correction of Noncompliance	Correction of Noncompliance COMAR 13A.13.02.04	100.00%	100.00%	Yes	Target met. No further action is required.	100.00%	100.00%
Timely and Valid Data	Timely and Valid Data	100.00%	100.00%	Yes	Target met. No further action is required.	100.00%	100.00%
Number of Complaints Filed	Number of Complaints Filed	0.00	0.00	Yes	Target met. No further action is required.	0.00	0.00
Number of Complaints Identified with Violations	Number of Complaints Identified with Violations	0.00	0.00	Yes	Target met. No further action is required.	0.00	-
Percent of Findings from Complaints Corrected in a Timely Manner	Number of Findings from Complaints Corrected in a Timely Manner	100.00%	100.00%	Yes	Target met. No further action is required.	-	-
Number of Due Process Hearings Filed	Number of Due Process Hearings Filed	0.00	1.00	No	No further action is required.	0.00	0.00
Number of Due Process Hearings Identified with Violations	Number of Due Process Hearings Identified with Violations	0.00	0.00	Yes	Target met. No further action is required.	0.00	-
Fiscal Accountability: Number of Findings Identified	Fiscal Accountability: Number of Findings Identified	0.00	0.00	Yes	Target met. No further action is required.	0.00	0.00

June 14, 2024

Dr. Jeffrey Lawson
Superintendent
Cecil County Public Schools
201 Booth Street
Elkton, MD 21921

Dear Dr. Lawson:

The Maryland State Department of Education (MSDE), Division of Early Intervention and Special Education Services (DEI/SES) is required by the United States Department of Education (USDE), Office of Special Education Programs (OSEP) to make determinations annually regarding the performance of each Local Infants and Toddlers Program (LITP) using one of the following four determination categories: "Meets Requirements," "Needs Assistance," "Needs Intervention," or "Needs Substantial Intervention" [34 CFR §§303.700 and 300.703]. The MSDE, DEI/SES uses a results-based rubric for given indicators to evaluate each local Infants and Toddlers Program's performance in meeting the State's identified targets. For Federal Fiscal Year (FFY) 2022 determinations, the Cecil County Infants and Toddlers Program has achieved the determination status of **Meets Requirements**.

Attached please find supporting documents:

- *FFY 2022 Determination Overview* (identifies the Part C Indicators used to assign a local determination on page 1 – please note that fiscal and complaints/due process hearing data continues to be used);
- *FFY 2022 Local Determination Scoring Criteria* (provides a six-year graduated results-driven accountability plan used to make a local determination by year);
- *FFY 2022 Annual Report Card on SPP/APR Part C Indicators* (provides a three-year local data analysis and required actions); and
- *DEI/SES Differentiated Framework: Tiers of Supervision and Support* (provides the framework used by the DEI/SES to guide the level of monitoring and corresponding level of performance support provided to LITPs).


To implement a results-driven accountability system, we continue to focus on the three child outcome indicators. In 2020, a revised baseline was proposed to the USDE and new targets were established. Please see the attached *Part C Child Outcomes Baselines and Targets for Local Determinations* document. The DEI/SES has developed one set of baselines and targets that are inclusive of both children who receive services from birth to three and children who receive services through an Extended Individualized Family Service Plan. The decision to examine child outcomes as one group independent of age was unanimously supported by LITP Directors and Preschool Coordinators through a stakeholder discussion held in 2014. Please note the attached revised baseline and targets for local determinations of Maryland's LITPs will not be included in Maryland's Annual Performance Report to OSEP. For federal reporting, OSEP requested that Maryland report child outcomes data for children birth to three years separately from child outcomes data for children older than three so that comparisons could be made with other states that are not serving children through an IFSP after age three.

The shift to a more balanced accountability approach does not relieve the DEI/SES from ensuring compliance, correction of identified noncompliance, and the receipt of timely and accurate data. As a result of the accountability shift to an increased emphasis on results, an LITP's determination status may be impacted in the future. To support Maryland's commitment to narrow the opportunity and achievement gaps for infants, toddlers, and young children with disabilities and their families, the implementation of the *DEI/SES Strategic Plan: Moving Maryland Forward* provides a statewide differentiated framework for general supervision and performance support. Based upon comprehensive data analysis (including the SPP/APR local determination status), the Cecil County Infants and Toddlers Program has been assigned the **Universal** tier for the delivery of the DEI/SES technical assistance model for results. Please see the *DEI/SES Differentiated Framework: Tiers of Supervision* for more information.

LITPs are strongly encouraged to work closely with their Local Interagency Coordinating Council and Family Support Centers to perform an analysis of local data and infrastructure. The analysis should guide the development of strategies for data-informed decision-making, increased parent partnerships, strategic collaboration, and the use of evidence-based practices to improve the results for infants, toddlers, and young children with disabilities and their families. As we continue this shift in focus to results-driven accountability, the MSDE, DEI/SES will provide State and local professional learning opportunities.

Thank you for your hard work and commitment to excellence, equity, and efficiency. The MSDE is committed to supporting the efforts of the Cecil County Infants and Toddlers Program to improve results for infants, toddlers, and preschool-age children with disabilities and their families. If you have any questions or wish to request technical assistance, please do not hesitate to call me at 410-767-0238.

Sincerely,



Antoine L. Hickman, Ed.D.
Assistant State Superintendent
Division of Early Intervention and Special Education Services

Attachments

- c: Dr. Carey M. Wright, State Superintendent of Schools
Dr. Deann Collins, Deputy State Superintendent
Rebecca Miller, Director of Special Education
Jennifer Ayers, Instructional Coordinator for Special Education
DEI/SES Branch/Section Chiefs

Cecil County

**Annual Data on Part C State Performance Plan (SPP) Priority Indicators
for the Period July 1, 2022 – June 30, 2023 (FFY 2022)**

Part C Annual SPP Performance Report								
SPP/APR Indicators ■ Results Indicator ■ Compliance Indicator			FFY 2022 (SFY 2023)			Action Required	Previous Results	
			State Target	Local Results	Target Met		FFY 2021	FFY 2020
2	Infants and Toddlers with IFSPs who receive services in natural environments. COMAR 13A.13.01.07		96.50%	100.00%	Yes	Target met. No further action is required.	100.00%	100.00%
2 Ext IFSP	Infants and Toddlers with IFSPs who receive services in natural environments. COMAR 13A.13.01.07		96.50%	100.00%	Yes	Target met. No further action is required.	100.00%	100.00%
3A	Birth - 4 Outcomes: Use of social – emotional skills COMAR 13A.13.01.08	SS1 – Social Emotional	59.96%	50.57%	No	Target not met. An Improvement Plan is required.	41.00%	44.74%
		SS2 – Social Emotional	42.33%	53.64%	Yes	Target met. No further action is required.	42.40%	42.86%
3B	Birth - 4 Outcomes: Use of knowledge COMAR 13A.13.01.08	SS1 – Knowledge & Skills	62.53%	61.86%	No	Target not met. An Improvement Plan is required.	46.96%	57.78%
		SS2 – Knowledge & Skills	38.71%	50.91%	Yes	Target met. No further action is required.	34.40%	37.76%
3C	Birth - 4 Outcomes: Use of appropriate behaviors. COMAR 13A.13.01.08	SS1 – Behavior to Meet Needs	62.16%	52.43%	No	Target not met. An Improvement Plan is required.	46.43%	46.59%
		SS2 – Behavior to Meet Needs	39.63%	50.00%	Yes	Target met. No further action is required.	40.00%	40.82%
4A	Families who report EIS helped them know their rights. 20 U.S.C. 1416a(3)(A) and 1442		95.00%	94.67%	No	Target not met. An Improvement Plan is required.	95.89%	96.43%
4B	Families who report EIS helped them communicate their child's needs. 20 U.S.C. 1416a(3)(A) and 1442		95.00%	100.00%	Yes	Target met. No further action is required.	95.89%	96.43%
4 Response Rate	Family Survey Response Rate		30.50%	32.10%	Yes	Target met. No action is required.	32.00%	32.00%
4C	Families who report EIS helped them help their children develop and learn. 20 U.S.C. 1416a(3)(A) and 1442		95.00%	98.57%	Yes	Target met. No further action is required.	97.18%	96.36%

5	Children birth to one served as a percentage of the population birth to one. COMAR 13A.13.02.04	1.59%	1.47%	No	Target not met. An Improvement Plan is required.	1.81%	2.42%
6	Children birth to three served as a percentage of the population birth to 3 COMAR 13A.13.02.04	3.75%	5.38%	Yes	Target met. No further action is required.	4.61%	4.41%
1	Timely Delivery of IFSP Services COMAR 13A.13.01.07	100.00%	100.00%	Yes	Target met. No further action is required.	100.00%	100.00%
7	Percentage of toddlers for whom the evaluation and the initial IFSP was within 45 days from the date of referral COMAR 13A.13.01.07	100.00%	100.00%	Yes	Target met. No further action is required.	100.00%	100.00%
8A	Percentage of toddlers exiting Part C for whom transition steps and services were added to the IFSP at least 90 days, and not more than nine months, prior to the toddler's third birthday. COMAR 13A.13.01.09	100.00%	100.00%	Yes	Target met. No further action is required.	98.97%	100.00%
8B	Percentage of toddlers for whom the LEA and SEA were notified of potential Part B eligibility at least 90 days prior to the third birthday. COMAR 13A.13.01.09	100.00%	100.00%	Yes	Target met. No further action is required.	100.00%	100.00%
8C	Percentage of children for whom the transition conference was held 90 days, and not more than nine months, prior to the toddler's third birthday. COMAR 13A.13.01.09	100.00%	100.00%	Yes	Target met. No further action is required.	98.97%	100.00%
Correction of Noncompliance	Correction of Noncompliance COMAR 13A.13.02.04	100.00%	100.00%	Yes	Target met. No further action is required.	100.00%	100.00%
Timely and Valid Data	Timely and Valid Data	100.00%	100.00%	Yes	Target met. No further action is required.	100.00%	100.00%
Number of Complaints Filed	Number of Complaints Filed	0.00	0.00	Yes	Target met. No further action is required.	0.00	0.00
Number of Complaints Identified with Violations	Number of Complaints Identified with Violations	0.00	0.00	Yes	Target met. No further action is required.	0.00	-
Percent of Findings from Complaints Corrected in a Timely Manner	Number of Findings from Complaints Corrected in a Timely Manner	100.00%	100.00%	Yes	Target met. No further action is required.	-	-
Number of Due Process Hearings Filed	Number of Due Process Hearings Filed	0.00	0.00	Yes	Target met. No further action is required.	0.00	0.00
Number of Due Process Hearings Identified with Violations	Number of Due Process Hearings Identified with Violations	0.00	0.00	Yes	Target met. No further action is required.	0.00	-
Fiscal Accountability: Number of Findings Identified	Fiscal Accountability: Number of Findings Identified	0.00	0.00	Yes	Target met. No further action is required.	0.00	0.00

June 14, 2024

Dr. Maria V. Navarro
Superintendent
Charles County Public Schools
P.O. Box 2770
LaPlata, MD 20646

Dear Dr. Navarro:

The Maryland State Department of Education (MSDE), Division of Early Intervention and Special Education Services (DEI/SES) is required by the United States Department of Education (USDE), Office of Special Education Programs (OSEP) to make determinations annually regarding the performance of each Local Infants and Toddlers Program (LITP) using one of the following four determination categories: "Meets Requirements," "Needs Assistance," "Needs Intervention," or "Needs Substantial Intervention" [34 CFR §§303.700 and 300.703]. The MSDE, DEI/SES uses a results-based rubric for given indicators to evaluate each local Infants and Toddlers Program's performance in meeting the State's identified targets. For Federal Fiscal Year (FFY) 2022 determinations, the Charles County Infants and Toddlers Program has achieved the determination status of **Needs Intervention - Year 1**.

Attached please find supporting documents:

- *FFY 2022 Determination Overview* (identifies the Part C Indicators used to assign a local determination on page 1 – please note that fiscal and complaints/due process hearing data continues to be used);
- *FFY 2022 Local Determination Scoring Criteria* (provides a six-year graduated results-driven accountability plan used to make a local determination by year);
- *FFY 2022 Annual Report Card on SPP/APR Part C Indicators* (provides a three-year local data analysis and required actions); and
- *DEI/SES Differentiated Framework: Tiers of Supervision and Support* (provides the framework used by the DEI/SES to guide the level of monitoring and corresponding level of performance support provided to LITPs).

To implement a results-driven accountability system, we continue to focus on the three child outcome indicators. In 2020, a revised baseline was proposed to the USDE and new targets were established. Please see the attached *Part C Child Outcomes Baselines and Targets for Local Determinations* document. The DEI/SES has developed one set of baselines and targets that are inclusive of both children who receive services from birth to three and children who receive services through an Extended Individualized Family Service Plan. The decision to examine child outcomes as one group independent of age was unanimously supported by LITP Directors and Preschool Coordinators through a stakeholder discussion held in 2014. Please note the attached revised baseline and targets for local determinations of Maryland's LITPs will not be included in Maryland's Annual Performance Report to OSEP. For federal reporting, OSEP requested that Maryland report child outcomes data for children birth to three years separately from child outcomes data for children older than three so that comparisons could be made with other states that are not serving children through an IFSP after age three.

The shift to a more balanced accountability approach does not relieve the DEI/SES from ensuring compliance, correction of identified noncompliance, and the receipt of timely and accurate data. As a result of the accountability shift to an increased emphasis on results, an LITP's determination status may be impacted in the future. To support Maryland's commitment to narrow the opportunity and achievement gaps for infants, toddlers, and young children with disabilities and their families, the implementation of the *DEI/SES Strategic Plan: Moving Maryland Forward* provides a statewide differentiated framework for general supervision and performance support. Based upon comprehensive data analysis (including the SPP/APR local determination status), the Charles County Infants and Toddlers Program has been assigned the **Targeted** tier for the delivery of the DEI/SES technical assistance model for results. Please see the *DEI/SES Differentiated Framework: Tiers of Supervision* for more information.

LITPs are strongly encouraged to work closely with their Local Interagency Coordinating Council and Family Support Centers to perform an analysis of local data and infrastructure. The analysis should guide the development of strategies for data-informed decision-making, increased parent partnerships, strategic collaboration, and the use of evidence-based practices to improve the results for infants, toddlers, and young children with disabilities and their families. As we continue this shift in focus to results-driven accountability, the MSDE, DEI/SES will provide State and local professional learning opportunities.

Thank you for your hard work and commitment to excellence, equity, and efficiency. The MSDE is committed to supporting the efforts of the Charles County Infants and Toddlers Program to improve results for infants, toddlers, and preschool-age children with disabilities and their families. If you have any questions or wish to request technical assistance, please do not hesitate to call me at 410-767-0238.

Sincerely,



Antoine L. Hickman, Ed.D.
Assistant State Superintendent
Division of Early Intervention and Special Education Services

Attachments

- c: Dr. Carey M. Wright, State Superintendent of Schools
Dr. Deann Collins, Deputy State Superintendent
Dr. Tia McKinnon, Director of Special Education
Shelia Myers, Early Intervention Coordinator, Birth to Five
DEI/SES Branch/Section Chiefs

Charles County

Annual Data on Part C State Performance Plan (SPP) Priority Indicators
for the Period July 1, 2022 – June 30, 2023 (FFY 2022)

Part C Annual SPP Performance Report								
SPP/APR Indicators ■ Results Indicator ■ Compliance Indicator			FFY 2022 (SFY 2023)			Action Required	Previous Results	
			State Target	Local Results	Target Met		FFY 2021	FFY 2020
2	Infants and Toddlers with IFSPs who receive services in natural environments. COMAR 13A.13.01.07		96.50%	97.93%	Yes	Target met. No further action is required.	98.64%	100.00%
2 Ext IFSP	Infants and Toddlers with IFSPs who receive services in natural environments. COMAR 13A.13.01.07		96.50%	100.00%	Yes	Target met. No further action is required.	100.00%	100.00%
3A	Birth - 4 Outcomes: Use of social – emotional skills COMAR 13A.13.01.08	SS1 – Social Emotional	59.96%	61.84%	Yes	Target met. No further action is required.	55.92%	74.59%
		SS2 – Social Emotional	42.33%	24.84%	No	Target not met. An Improvement Plan is required.	26.97%	41.86%
3B	Birth - 4 Outcomes: Use of knowledge COMAR 13A.13.01.08	SS1 – Knowledge & Skills	62.53%	63.87%	Yes	Target met. No further action is required.	62.25%	80.67%
		SS2 – Knowledge & Skills	38.71%	23.57%	No	Target not met. An Improvement Plan is required.	27.63%	44.96%
3C	Birth - 4 Outcomes: Use of appropriate behaviors. COMAR 13A.13.01.08	SS1 – Behavior to Meet Needs	62.16%	69.68%	Yes	Target met. No further action is required.	64.47%	75.20%
		SS2 – Behavior to Meet Needs	39.63%	23.57%	No	Target not met. An Improvement Plan is required.	29.61%	39.53%
4A	Families who report EIS helped them know their rights. 20 U.S.C. 1416a(3)(A) and 1442		95.00%	100.00%	Yes	Target met. No further action is required.	93.48%	96.49%
4B	Families who report EIS helped them communicate their child's needs. 20 U.S.C. 1416a(3)(A) and 1442		95.00%	98.86%	Yes	Target met. No further action is required.	97.83%	100.00%
4 Response Rate	Family Survey Response Rate		30.50%	32.80%	Yes	Target met. No action is required.	19.00%	22.00%
4C	Families who report EIS helped them help their children develop and learn. 20 U.S.C. 1416a(3)(A) and 1442		95.00%	100.00%	Yes	Target met. No further action is required.	97.83%	100.00%

5	Children birth to one served as a percentage of the population birth to one. COMAR 13A.13.02.04	1.59%	1.04%	No	Target not met. An Improvement Plan is required.	0.87%	1.25%
6	Children birth to three served as a percentage of the population birth to 3 COMAR 13A.13.02.04	3.75%	4.21%	Yes	Target met. No further action is required.	3.85%	3.08%
1	Timely Delivery of IFSP Services COMAR 13A.13.01.07	100.00%	99.43%	No	Target not met. An Improvement Plan is required.	99.40%	99.32%
7	Percentage of toddlers for whom the evaluation and the initial IFSP was within 45 days from the date of referral COMAR 13A.13.01.07	100.00%	17.74%	No	Target not met. An Improvement Plan is required.	62.42%	100.00%
8A	Percentage of toddlers exiting Part C for whom transition steps and services were added to the IFSP at least 90 days, and not more than nine months, prior to the toddler's third birthday. COMAR 13A.13.01.09	100.00%	93.25%	No	Target not met. An Improvement Plan is required.	100.00%	100.00%
8B	Percentage of toddlers for whom the LEA and SEA were notified of potential Part B eligibility at least 90 days prior to the third birthday. COMAR 13A.13.01.09	100.00%	100.00%	Yes	Target met. No further action is required.	100.00%	100.00%
8C	Percentage of children for whom the transition conference was held 90 days, and not more than nine months, prior to the toddler's third birthday. COMAR 13A.13.01.09	100.00%	92.64%	No	Target not met. An Improvement Plan is required.	97.90%	98.96%
Correction of Noncompliance	Correction of Noncompliance COMAR 13A.13.02.04	100.00%	<100%	NA	Untimely 45 Day Timeline correction.	100.00%	100.00%
Timely and Valid Data	Timely and Valid Data	100.00%	100.00%	Yes	Target met. No further action is required.	100.00%	100.00%
Number of Complaints Filed	Number of Complaints Filed	0.00	0.00	Yes	Target met. No further action is required.	0.00	0.00
Number of Complaints Identified with Violations	Number of Complaints Identified with Violations	0.00	0.00	Yes	Target met. No further action is required.	0.00	-
Percent of Findings from Complaints Corrected in a Timely Manner	Number of Findings from Complaints Corrected in a Timely Manner	100.00%	100.00%	Yes	Target met. No further action is required.	-	-
Number of Due Process Hearings Filed	Number of Due Process Hearings Filed	0.00	0.00	Yes	Target met. No further action is required.	0.00	0.00
Number of Due Process Hearings Identified with Violations	Number of Due Process Hearings Identified with Violations	0.00	0.00	Yes	Target met. No further action is required.	0.00	-
Fiscal Accountability: Number of Findings Identified	Fiscal Accountability: Number of Findings Identified	0.00	0.00	Yes	Target met. No further action is required.	0.00	0.00

June 14, 2024

Dr. Jymil Thompson
Interim Superintendent
Dorchester County Board of Education
700 Glasgow Street
Cambridge, MD 21613

Dear Dr. Thompson:

The Maryland State Department of Education (MSDE), Division of Early Intervention and Special Education Services (DEI/SES) is required by the United States Department of Education (USDE), Office of Special Education Programs (OSEP) to make determinations annually regarding the performance of each Local Infants and Toddlers Program (LITP) using one of the following four determination categories: "Meets Requirements," "Needs Assistance," "Needs Intervention," or "Needs Substantial Intervention" [34 CFR §§303.700 and 300.703]. The MSDE, DEI/SES uses a results-based rubric for given indicators to evaluate each local Infants and Toddlers Program's performance in meeting the State's identified targets. For Federal Fiscal Year (FFY) 2022 determinations, the Dorchester County Infants and Toddlers Program has achieved the determination status of **Meets Requirements**.

Attached please find supporting documents:

- *FFY 2022 Determination Overview* (identifies the Part C Indicators used to assign a local determination on page 1 – please note that fiscal and complaints/due process hearing data continues to be used);
- *FFY 2022 Local Determination Scoring Criteria* (provides a six-year graduated results-driven accountability plan used to make a local determination by year);
- *FFY 2022 Annual Report Card on SPP/APR Part C Indicators* (provides a three-year local data analysis and required actions); and
- *DEI/SES Differentiated Framework: Tiers of Supervision and Support* (provides the framework used by the DEI/SES to guide the level of monitoring and corresponding level of performance support provided to LITPs).

To implement a results-driven accountability system, we continue to focus on the three child outcome indicators. In 2020, a revised baseline was proposed to the USDE and new targets were established. Please see the attached *Part C Child Outcomes Baselines and Targets for Local Determinations* document. The DEI/SES has developed one set of baselines and targets that are inclusive of both children who receive services from birth to three and children who receive services through an Extended Individualized Family Service Plan. The decision to examine child outcomes as one group independent of age was unanimously supported by LITP Directors and Preschool Coordinators through a stakeholder discussion held in 2014. Please note the attached revised baseline and targets for local determinations of Maryland's LITPs will not be included in Maryland's Annual Performance Report to OSEP. For federal reporting, OSEP requested that Maryland report child outcomes data for children birth to three years separately from child outcomes data for children older than three so that comparisons could be made with other states that are not serving children through an IFSP after age three.

The shift to a more balanced accountability approach does not relieve the DEI/SES from ensuring compliance, correction of identified noncompliance, and the receipt of timely and accurate data. As a result of the accountability shift to an increased emphasis on results, an LITP's determination status may be impacted in the future. To support Maryland's commitment to narrow the opportunity and achievement gaps for infants, toddlers, and young children with disabilities and their families, the implementation of the *DEI/SES Strategic Plan: Moving Maryland Forward* provides a statewide differentiated framework for general supervision and performance support. Based upon comprehensive data analysis (including the SPP/APR local determination status), the Dorchester County Infants and Toddlers Program has been assigned the **Universal** tier for the delivery of the DEI/SES technical assistance model for results. Please see the *DEI/SES Differentiated Framework: Tiers of Supervision* for more information.

LITPs are strongly encouraged to work closely with their Local Interagency Coordinating Council and Family Support Centers to perform an analysis of local data and infrastructure. The analysis should guide the development of strategies for data-informed decision-making, increased parent partnerships, strategic collaboration, and the use of evidence-based practices to improve the results for infants, toddlers, and young children with disabilities and their families. As we continue this shift in focus to results-driven accountability, the MSDE, DEI/SES will provide State and local professional learning opportunities.

Thank you for your hard work and commitment to excellence, equity, and efficiency. The MSDE is committed to supporting the efforts of the Dorchester County Infants and Toddlers Program to improve results for infants, toddlers, and preschool-age children with disabilities and their families. If you have any questions or wish to request technical assistance, please do not hesitate to call me at 410-767-0238.

Sincerely,



Antoine L. Hickman, Ed.D.
Assistant State Superintendent
Division of Early Intervention and Special Education Services

Attachments

c: Dr. Carey M. Wright, State Superintendent of Schools
Dr. Deann Collins, Deputy State Superintendent
Kim Waller, Supervisor of Special Education
MSDE DEI/SES Branch/Section Chiefs

Dorchester County

**Annual Data on Part C State Performance Plan (SPP) Priority Indicators
for the Period July 1, 2022 – June 30, 2023 (FFY 2022)**

Part C Annual SPP Performance Report								
SPP/APR Indicators ■ Results Indicator ■ Compliance Indicator			FFY 2022 (SFY 2023)			Action Required	Previous Results	
			State Target	Local Results	Target Met		FFY 2021	FFY 2020
2	Infants and Toddlers with IFSPs who receive services in natural environments. COMAR 13A.13.01.07		96.50%	100.00%	Yes	Target met. No further action is required.	100.00%	100.00%
2 Ext IFSP	Infants and Toddlers with IFSPs who receive services in natural environments. COMAR 13A.13.01.07		96.50%	100.00%	Yes	Target met. No further action is required.	100.00%	100.00%
3A	Birth - 4 Outcomes: Use of social – emotional skills COMAR 13A.13.01.08	SS1 – Social Emotional	59.96%	25.00%	No	Target not met. An Improvement Plan is required.	38.89%	48.00%
		SS2 – Social Emotional	42.33%	41.38%	No	Target not met. An Improvement Plan is required.	65.63%	50.00%
3B	Birth - 4 Outcomes: Use of knowledge COMAR 13A.13.01.08	SS1 – Knowledge & Skills	62.53%	42.31%	No	Target not met. An Improvement Plan is required.	54.17%	46.43%
		SS2 – Knowledge & Skills	38.71%	31.03%	No	Target not met. An Improvement Plan is required.	53.13%	47.37%
3C	Birth - 4 Outcomes: Use of appropriate behaviors. COMAR 13A.13.01.08	SS1 – Behavior to Meet Needs	62.16%	56.00%	No	Target not met. An Improvement Plan is required.	53.57%	57.58%
		SS2 – Behavior to Meet Needs	39.63%	41.38%	Yes	Target met. No further action is required.	43.75%	39.47%
4A	Families who report EIS helped them know their rights. 20 U.S.C. 1416a(3)(A) and 1442		95.00%	98.08%	Yes	Target met. No further action is required.	100.00%	97.62%
4B	Families who report EIS helped them communicate their child's needs. 20 U.S.C. 1416a(3)(A) and 1442		95.00%	96.08%	Yes	Target met. No further action is required.	97.62%	95.24%
4 Response Rate	Family Survey Response Rate		30.50%	72.20%	Yes	Target met. No action is required.	89.60%	64.00%
4C	Families who report EIS helped them help their children develop and learn. 20 U.S.C. 1416a(3)(A) and 1442		95.00%	96.08%	Yes	Target met. No further action is required.	100.00%	95.24%

5	Children birth to one served as a percentage of the population birth to one. COMAR 13A.13.02.04	1.59%	2.02%	Yes	Target met. No further action is required.	2.31%	2.02%
6	Children birth to three served as a percentage of the population birth to 3 COMAR 13A.13.02.04	3.75%	4.64%	Yes	Target met. No further action is required.	4.74%	3.70%
1	Timely Delivery of IFSP Services COMAR 13A.13.01.07	100.00%	94.59%	No	Target not met. An Improvement Plan is required.	100.00%	100.00%
7	Percentage of toddlers for whom the evaluation and the initial IFSP was within 45 days from the date of referral COMAR 13A.13.01.07	100.00%	100.00%	Yes	Target met. No further action is required.	100.00%	100.00%
8A	Percentage of toddlers exiting Part C for whom transition steps and services were added to the IFSP at least 90 days, and not more than nine months, prior to the toddler's third birthday. COMAR 13A.13.01.09	100.00%	95.00%	No	Target not met. An Improvement Plan is required.	100.00%	100.00%
8B	Percentage of toddlers for whom the LEA and SEA were notified of potential Part B eligibility at least 90 days prior to the third birthday. COMAR 13A.13.01.09	100.00%	100.00%	Yes	Target met. No further action is required.	100.00%	100.00%
8C	Percentage of children for whom the transition conference was held 90 days, and not more than nine months, prior to the toddler's third birthday. COMAR 13A.13.01.09	100.00%	95.00%	No	Target not met. An Improvement Plan is required.	100.00%	100.00%
Correction of Noncompliance	Correction of Noncompliance COMAR 13A.13.02.04	100.00%	100.00%	Yes	Target met. No further action is required.	100.00%	100.00%
Timely and Valid Data	Timely and Valid Data	100.00%	100.00%	Yes	Target met. No further action is required.	100.00%	100.00%
Number of Complaints Filed	Number of Complaints Filed	0.00	0.00	Yes	Target met. No further action is required.	0.00	0.00
Number of Complaints Identified with Violations	Number of Complaints Identified with Violations	0.00	0.00	Yes	Target met. No further action is required.	0.00	-
Percent of Findings from Complaints Corrected in a Timely Manner	Number of Findings from Complaints Corrected in a Timely Manner	100.00%	100.00%	Yes	Target met. No further action is required.	-	-
Number of Due Process Hearings Filed	Number of Due Process Hearings Filed	0.00	0.00	Yes	Target met. No further action is required.	0.00	0.00
Number of Due Process Hearings Identified with Violations	Number of Due Process Hearings Identified with Violations	0.00	0.00	Yes	Target met. No further action is required.	0.00	-
Fiscal Accountability: Number of Findings Identified	Fiscal Accountability: Number of Findings Identified	0.00	0.00	Yes	Target met. No further action is required.	0.00	0.00

June 14, 2024

Dr. Barbara Brookmyer
Health Officer
Frederick County Health Department
350 Montevue Lane
Frederick, MD 21702

Dear Dr. Brookmyer:

The Maryland State Department of Education (MSDE), Division of Early Intervention and Special Education Services (DEI/SES) is required by the United States Department of Education (USDE), Office of Special Education Programs (OSEP) to make determinations annually regarding the performance of each Local Infants and Toddlers Program (LITP) using one of the following four determination categories: "Meets Requirements," "Needs Assistance," "Needs Intervention," or "Needs Substantial Intervention" [34 CFR §§303.700 and 300.703]. The MSDE, DEI/SES uses a results-based rubric for given indicators to evaluate each local Infants and Toddlers Program's performance in meeting the State's identified targets. For Federal Fiscal Year (FFY) 2022 determinations, the Frederick County Infants and Toddlers Program has achieved the determination status of **Needs Assistance - Year 1**.

Attached please find supporting documents:

- *FFY 2022 Determination Overview* (identifies the Part C Indicators used to assign a local determination on page 1 – please note that fiscal and complaints/due process hearing data continues to be used);
- *FFY 2022 Local Determination Scoring Criteria* (provides a six-year graduated results-driven accountability plan used to make a local determination by year);
- *FFY 2022 Annual Report Card on SPP/APR Part C Indicators* (provides a three-year local data analysis and required actions); and
- *DEI/SES Differentiated Framework: Tiers of Supervision and Support* (provides the framework used by the DEI/SES to guide the level of monitoring and corresponding level of performance support provided to LITPs).


To implement a results-driven accountability system, we continue to focus on the three child outcome indicators. In 2020, a revised baseline was proposed to the USDE and new targets were established. Please see the attached *Part C Child Outcomes Baselines and Targets for Local Determinations* document. The DEI/SES has developed one set of baselines and targets that are inclusive of both children who receive services from birth to three and children who receive services through an Extended Individualized Family Service Plan. The decision to examine child outcomes as one group independent of age was unanimously supported by LITP Directors and Preschool Coordinators through a stakeholder discussion held in 2014. Please note the attached revised baseline and targets for local determinations of Maryland's LITPs will not be included in Maryland's Annual Performance Report to OSEP. For federal reporting, OSEP requested that Maryland report child outcomes data for children birth to three years separately from child outcomes data for children older than three so that comparisons could be made with other states that are not serving children through an IFSP after age three.

The shift to a more balanced accountability approach does not relieve the DEI/SES from ensuring compliance, correction of identified noncompliance, and the receipt of timely and accurate data. As a result of the accountability shift to an increased emphasis on results, an LITP's determination status may be impacted in the future. To support Maryland's commitment to narrow the opportunity and achievement gaps for infants, toddlers, and young children with disabilities and their families, the implementation of the *DEI/SES Strategic Plan: Moving Maryland Forward* provides a statewide differentiated framework for general supervision and performance support. Based upon comprehensive data analysis (including the SPP/APR local determination status), the Frederick County Infants and Toddlers Program has been assigned the **Universal** tier for the delivery of the DEI/SES technical assistance model for results. Please see the *DEI/SES Differentiated Framework: Tiers of Supervision* for more information.

LITPs are strongly encouraged to work closely with their Local Interagency Coordinating Council and Family Support Centers to perform an analysis of local data and infrastructure. The analysis should guide the development of strategies for data-informed decision-making, increased parent partnerships, strategic collaboration, and the use of evidence-based practices to improve the results for infants, toddlers, and young children with disabilities and their families. As we continue this shift in focus to results-driven accountability, the MSDE, DEI/SES will provide State and local professional learning opportunities.

Thank you for your hard work and commitment to excellence, equity, and efficiency. The MSDE is committed to supporting the efforts of the Frederick County Infants and Toddlers Program to improve results for infants, toddlers, and preschool-age children with disabilities and their families. If you have any questions or wish to request technical assistance, please do not hesitate to call me at 410-767-0238.

Sincerely,



Antoine L. Hickman, Ed.D.
Assistant State Superintendent
Division of Early Intervention and Special Education Services

Attachments

c: Dr. Carey M. Wright, State Superintendent of Schools
Dr. Deann Collins, Deputy State Superintendent
Troy Keller, Director of Special Education
Lisa M. Jarboe, Infants and Toddlers Program Director
MSDE DEI/SES Branch/Section Chiefs

Frederick County
**Annual Data on Part C State Performance Plan (SPP) Priority Indicators
 for the Period July 1, 2022 – June 30, 2023 (FFY 2022)**

Part C Annual SPP Performance Report								
SPP/APR Indicators <div> Results Indicator Compliance Indicator </div>			FFY 2022 (SFY 2023)			Action Required	Previous Results	
			State Target	Local Results	Target Met		FFY 2021	FFY 2020
2	Infants and Toddlers with IFSPs who receive services in natural environments. COMAR 13A.13.01.07		96.50%	100.00%	Yes	Target met. No further action is required.	99.73%	100.00%
2 Ext IFSP	Infants and Toddlers with IFSPs who receive services in natural environments. COMAR 13A.13.01.07		96.50%	100.00%	Yes	Target met. No further action is required.	100.00%	100.00%
3A	Birth - 4 Outcomes: Use of social – emotional skills COMAR 13A.13.01.08	SS1 – Social Emotional	59.96%	54.26%	No	Target not met. An Improvement Plan is required.	53.63%	54.40%
		SS2 – Social Emotional	42.33%	35.77%	No	Target not met. An Improvement Plan is required.	37.77%	36.24%
3B	Birth - 4 Outcomes: Use of knowledge COMAR 13A.13.01.08	SS1 – Knowledge & Skills	62.53%	59.21%	No	Target not met. An Improvement Plan is required.	62.55%	57.21%
		SS2 – Knowledge & Skills	38.71%	36.99%	No	Target not met. An Improvement Plan is required.	33.09%	33.03%
3C	Birth - 4 Outcomes: Use of appropriate behaviors. COMAR 13A.13.01.08	SS1 – Behavior to Meet Needs	62.16%	58.33%	No	Target not met. An Improvement Plan is required.	58.78%	59.02%
		SS2 – Behavior to Meet Needs	39.63%	39.02%	No	Target not met. An Improvement Plan is required.	37.41%	36.70%
4A	Families who report EIS helped them know their rights. 20 U.S.C. 1416a(3)(A) and 1442		95.00%	99.34%	Yes	Target met. No further action is required.	97.01%	99.32%
4B	Families who report EIS helped them communicate their child's needs. 20 U.S.C. 1416a(3)(A) and 1442		95.00%	95.27%	Yes	Target met. No further action is required.	98.01%	97.97%
4 Response Rate	Family Survey Response Rate		30.50%	31.50%	Yes	Target met. No action is required.	46.30%	36.00%
4C	Families who report EIS helped them help their children develop and learn. 20 U.S.C. 1416a(3)(A) and 1442		95.00%	100.00%	Yes	Target met. No further action is required.	98.46%	98.63%

5	Children birth to one served as a percentage of the population birth to one. COMAR 13A.13.02.04	1.59%	1.31%	No	Target not met. An Improvement Plan is required.	1.37%	0.94%
6	Children birth to three served as a percentage of the population birth to 3 COMAR 13A.13.02.04	3.75%	4.62%	Yes	Target met. No further action is required.	4.02%	3.07%
1	Timely Delivery of IFSP Services COMAR 13A.13.01.07	100.00%	99.87%	No	Target not met. An Improvement Plan is required.	99.61%	99.83%
7	Percentage of toddlers for whom the evaluation and the initial IFSP was within 45 days from the date of referral COMAR 13A.13.01.07	100.00%	99.78%	No	Target not met. An Improvement Plan is required.	99.79%	98.70%
8A	Percentage of toddlers exiting Part C for whom transition steps and services were added to the IFSP at least 90 days, and not more than nine months, prior to the toddler's third birthday. COMAR 13A.13.01.09	100.00%	99.61%	No	Target not met. An Improvement Plan is required.	97.64%	96.69%
8B	Percentage of toddlers for whom the LEA and SEA were notified of potential Part B eligibility at least 90 days prior to the third birthday. COMAR 13A.13.01.09	100.00%	100.00%	Yes	Target met. No further action is required.	100.00%	100.00%
8C	Percentage of children for whom the transition conference was held 90 days, and not more than nine months, prior to the toddler's third birthday. COMAR 13A.13.01.09	100.00%	99.61%	No	Target not met. An Improvement Plan is required.	97.64%	96.67%
Correction of Noncompliance	Correction of Noncompliance COMAR 13A.13.02.04	100.00%	100.00%	Yes	Target met. No further action is required.	100.00%	100.00%
Timely and Valid Data	Timely and Valid Data	100.00%	100.00%	Yes	Target met. No further action is required.	100.00%	100.00%
Number of Complaints Filed	Number of Complaints Filed	0.00	0.00	Yes	Target met. No further action is required.	0.00	0.00
Number of Complaints Identified with Violations	Number of Complaints Identified with Violations	0.00	0.00	Yes	Target met. No further action is required.	0.00	-
Percent of Findings from Complaints Corrected in a Timely Manner	Number of Findings from Complaints Corrected in a Timely Manner	100.00%	100.00%	Yes	Target met. No further action is required.	-	-
Number of Due Process Hearings Filed	Number of Due Process Hearings Filed	0.00	0.00	Yes	Target met. No further action is required.	0.00	0.00
Number of Due Process Hearings Identified with Violations	Number of Due Process Hearings Identified with Violations	0.00	0.00	Yes	Target met. No further action is required.	0.00	-
Fiscal Accountability: Number of Findings Identified	Fiscal Accountability: Number of Findings Identified	0.00	0.00	Yes	Target met. No further action is required.	0.00	0.00

June 14, 2024

Dr. Brenda McCarthy
Interim Superintendent
Garrett County Board of Education
40 South Second Street
Oakland, MD 21550

Dear Dr. McCarthy:

The Maryland State Department of Education (MSDE), Division of Early Intervention and Special Education Services (DEI/SES) is required by the United States Department of Education (USDE), Office of Special Education Programs (OSEP) to make determinations annually regarding the performance of each Local Infants and Toddlers Program (LITP) using one of the following four determination categories: “Meets Requirements,” “Needs Assistance,” “Needs Intervention,” or “Needs Substantial Intervention” [34 CFR §§303.700 and 300.703]. The MSDE, DEI/SES uses a results-based rubric for given indicators to evaluate each local Infants and Toddlers Program’s performance in meeting the State’s identified targets. For Federal Fiscal Year (FFY) 2022 determinations, the Garrett County Infants and Toddlers Program has achieved the determination status of **Meets Requirements**.

Attached please find supporting documents:

- *FFY 2022 Determination Overview* (identifies the Part C Indicators used to assign a local determination on page 1 – please note that fiscal and complaints/due process hearing data continues to be used);
- *FFY 2022 Local Determination Scoring Criteria* (provides a six-year graduated results-driven accountability plan used to make a local determination by year);
- *FFY 2022 Annual Report Card on SPP/APR Part C Indicators* (provides a three-year local data analysis and required actions); and
- *DEI/SES Differentiated Framework: Tiers of Supervision and Support* (provides the framework used by the DEI/SES to guide the level of monitoring and corresponding level of performance support provided to LITPs).


To implement a results-driven accountability system, we continue to focus on the three child outcome indicators. In 2020, a revised baseline was proposed to the USDE and new targets were established. Please see the attached *Part C Child Outcomes Baselines and Targets for Local Determinations* document. The DEI/SES has developed one set of baselines and targets that are inclusive of both children who receive services from birth to three and children who receive services through an Extended Individualized Family Service Plan. The decision to examine child outcomes as one group independent of age was unanimously supported by LITP Directors and Preschool Coordinators through a stakeholder discussion held in 2014. Please note the attached revised baseline and targets for local determinations of Maryland’s LITPs will not be included in Maryland’s Annual Performance Report to OSEP. For federal reporting, OSEP requested that Maryland report child outcomes data for children birth to three years separately from child outcomes data for children older than three so that comparisons could be made with other states that are not serving children through an IFSP after age three.

The shift to a more balanced accountability approach does not relieve the DEI/SES from ensuring compliance, correction of identified noncompliance, and the receipt of timely and accurate data. As a result of the accountability shift to an increased emphasis on results, an LITP's determination status may be impacted in the future. To support Maryland's commitment to narrow the opportunity and achievement gaps for infants, toddlers, and young children with disabilities and their families, the implementation of the *DEI/SES Strategic Plan: Moving Maryland Forward* provides a statewide differentiated framework for general supervision and performance support. Based upon comprehensive data analysis (including the SPP/APR local determination status), the Garrett County Infants and Toddlers Program has been assigned the **Universal** tier for the delivery of the DEI/SES technical assistance model for results. Please see the *DEI/SES Differentiated Framework: Tiers of Supervision* for more information.

LITPs are strongly encouraged to work closely with their Local Interagency Coordinating Council and Family Support Centers to perform an analysis of local data and infrastructure. The analysis should guide the development of strategies for data-informed decision-making, increased parent partnerships, strategic collaboration, and the use of evidence-based practices to improve the results for infants, toddlers, and young children with disabilities and their families. As we continue this shift in focus to results-driven accountability, the MSDE, DEI/SES will provide State and local professional learning opportunities.

Thank you for your hard work and commitment to excellence, equity, and efficiency. The MSDE is committed to supporting the efforts of the Garrett County Infants and Toddlers Program to improve results for infants, toddlers, and preschool-age children with disabilities and their families. If you have any questions or wish to request technical assistance, please do not hesitate to call me at 410-767-0238.

Sincerely,



Antoine L. Hickman, Ed.D.
Assistant State Superintendent
Division of Early Intervention and Special Education Services

Attachments

c: Dr. Carey M. Wright, State Superintendent of Schools
Dr. Deann Collins, Deputy State Superintendent
Dr. Chelsie Manges, Director of Special Education
Deneice Crites, Coordinator of Special Education, Birth to Five
MSDE DEI/SES Branch/Section Chiefs

Garrett County
**Annual Data on Part C State Performance Plan (SPP) Priority Indicators
 for the Period July 1, 2022 – June 30, 2023 (FFY 2022)**

Part C Annual SPP Performance Report								
SPP/APR Indicators ■ Results Indicator ■ Compliance Indicator			FFY 2022 (SFY 2023)			Action Required	Previous Results	
			State Target	Local Results	Target Met		FFY 2021	FFY 2020
2	Infants and Toddlers with IFSPs who receive services in natural environments. COMAR 13A.13.01.07		96.50%	100.00%	Yes	Target met. No further action is required.	96.55%	91.67%
2 Ext IFSP	Infants and Toddlers with IFSPs who receive services in natural environments. COMAR 13A.13.01.07		96.50%	100.00%	Yes	Target met. No further action is required.	100.00%	100.00%
3A	Birth - 4 Outcomes: Use of social – emotional skills COMAR 13A.13.01.08	SS1 – Social Emotional	59.96%	72.00%	Yes	Target met. No further action is required.	55.56%	73.33%
		SS2 – Social Emotional	42.33%	32.00%	No	Target not met. An Improvement Plan is required.	42.31%	70.00%
3B	Birth - 4 Outcomes: Use of knowledge COMAR 13A.13.01.08	SS1 – Knowledge & Skills	62.53%	84.00%	Yes	Target met. No further action is required.	69.57%	71.05%
		SS2 – Knowledge & Skills	38.71%	32.00%	No	Target not met. An Improvement Plan is required.	42.31%	45.00%
3C	Birth - 4 Outcomes: Use of appropriate behaviors. COMAR 13A.13.01.08	SS1 – Behavior to Meet Needs	62.16%	68.00%	Yes	Target met. No further action is required.	71.43%	76.47%
		SS2 – Behavior to Meet Needs	39.63%	32.00%	No	Target not met. An Improvement Plan is required.	38.46%	60.00%
4A	Families who report EIS helped them know their rights. 20 U.S.C. 1416a(3)(A) and 1442		95.00%	98.28%	Yes	Target met. No further action is required.	100.00%	100.00%
4B	Families who report EIS helped them communicate their child's needs. 20 U.S.C. 1416a(3)(A) and 1442		95.00%	96.55%	Yes	Target met. No further action is required.	100.00%	100.00%
4 Response Rate	Family Survey Response Rate		30.50%	100.00%	Yes	Target met. No action is required.	98.10%	97.00%
4C	Families who report EIS helped them help their children develop and learn. 20 U.S.C. 1416a(3)(A) and 1442		95.00%	94.74%	No	Target not met. An Improvement Plan is required.	100.00%	100.00%

5	Children birth to one served as a percentage of the population birth to one. COMAR 13A.13.02.04	1.59%	2.71%	Yes	Target met. No further action is required.	3.88%	3.10%
6	Children birth to three served as a percentage of the population birth to 3 COMAR 13A.13.02.04	3.75%	5.07%	Yes	Target met. No further action is required.	3.68%	4.56%
1	Timely Delivery of IFSP Services COMAR 13A.13.01.07	100.00%	100.00%	Yes	Target met. No further action is required.	100.00%	100.00%
7	Percentage of toddlers for whom the evaluation and the initial IFSP was within 45 days from the date of referral COMAR 13A.13.01.07	100.00%	100.00%	Yes	Target met. No further action is required.	100.00%	97.06%
8A	Percentage of toddlers exiting Part C for whom transition steps and services were added to the IFSP at least 90 days, and not more than nine months, prior to the toddler's third birthday. COMAR 13A.13.01.09	100.00%	100.00%	Yes	Target met. No further action is required.	100.00%	95.45%
8B	Percentage of toddlers for whom the LEA and SEA were notified of potential Part B eligibility at least 90 days prior to the third birthday. COMAR 13A.13.01.09	100.00%	100.00%	Yes	Target met. No further action is required.	100.00%	100.00%
8C	Percentage of children for whom the transition conference was held 90 days, and not more than nine months, prior to the toddler's third birthday. COMAR 13A.13.01.09	100.00%	100.00%	Yes	Target met. No further action is required.	100.00%	95.45%
Correction of Noncompliance	Correction of Noncompliance COMAR 13A.13.02.04	100.00%	100.00%	Yes	Target met. No further action is required.	100.00%	100.00%
Timely and Valid Data	Timely and Valid Data	100.00%	100.00%	Yes	Target met. No further action is required.	100.00%	100.00%
Number of Complaints Filed	Number of Complaints Filed	0.00	0.00	Yes	Target met. No further action is required.	0.00	0.00
Number of Complaints Identified with Violations	Number of Complaints Identified with Violations	0.00	0.00	Yes	Target met. No further action is required.	0.00	-
Percent of Findings from Complaints Corrected in a Timely Manner	Number of Findings from Complaints Corrected in a Timely Manner	100.00%	100.00%	Yes	Target met. No further action is required.	-	-
Number of Due Process Hearings Filed	Number of Due Process Hearings Filed	0.00	0.00	Yes	Target met. No further action is required.	0.00	0.00
Number of Due Process Hearings Identified with Violations	Number of Due Process Hearings Identified with Violations	0.00	0.00	Yes	Target met. No further action is required.	0.00	-
Fiscal Accountability: Number of Findings Identified	Fiscal Accountability: Number of Findings Identified	0.00	0.00	Yes	Target met. No further action is required.	0.00	0.00

June 14, 2024

Dr. Sean W. Bulson
Superintendent
Harford County Public Schools
102 South Hickory Avenue
Bel Air, MD 21014

Dear Dr. Bulson:

The Maryland State Department of Education (MSDE), Division of Early Intervention and Special Education Services (DEI/SES) is required by the United States Department of Education (USDE), Office of Special Education Programs (OSEP) to make determinations annually regarding the performance of each Local Infants and Toddlers Program (LITP) using one of the following four determination categories: “Meets Requirements,” “Needs Assistance,” “Needs Intervention,” or “Needs Substantial Intervention” [34 CFR §§303.700 and 300.703]. The MSDE, DEI/SES uses a results-based rubric for given indicators to evaluate each local Infants and Toddlers Program’s performance in meeting the State’s identified targets. For Federal Fiscal Year (FFY) 2022 determinations, the Harford County Infants and Toddlers Program has achieved the determination status of **Meets Requirements**.

Attached please find supporting documents:

- *FFY 2022 Determination Overview* (identifies the Part C Indicators used to assign a local determination on page 1 – please note that fiscal and complaints/due process hearing data continues to be used);
- *FFY 2022 Local Determination Scoring Criteria* (provides a six-year graduated results-driven accountability plan used to make a local determination by year);
- *FFY 2022 Annual Report Card on SPP/APR Part C Indicators* (provides a three-year local data analysis and required actions); and
- *DEI/SES Differentiated Framework: Tiers of Supervision and Support* (provides the framework used by the DEI/SES to guide the level of monitoring and corresponding level of performance support provided to LITPs).


To implement a results-driven accountability system, we continue to focus on the three child outcome indicators. In 2020, a revised baseline was proposed to the USDE and new targets were established. Please see the attached *Part C Child Outcomes Baselines and Targets for Local Determinations* document. The DEI/SES has developed one set of baselines and targets that are inclusive of both children who receive services from birth to three and children who receive services through an Extended Individualized Family Service Plan. The decision to examine child outcomes as one group independent of age was unanimously supported by LITP Directors and Preschool Coordinators through a stakeholder discussion held in 2014. Please note the attached revised baseline and targets for local determinations of Maryland’s LITPs will not be included in Maryland’s Annual Performance Report to OSEP. For federal reporting, OSEP requested that Maryland report child outcomes data for children birth to three years separately from child outcomes data for children older than three so that comparisons could be made with other states that are not serving children through an IFSP after age three.

The shift to a more balanced accountability approach does not relieve the DEI/SES from ensuring compliance, correction of identified noncompliance, and the receipt of timely and accurate data. As a result of the accountability shift to an increased emphasis on results, an LITP's determination status may be impacted in the future. To support Maryland's commitment to narrow the opportunity and achievement gaps for infants, toddlers, and young children with disabilities and their families, the implementation of the *DEI/SES Strategic Plan: Moving Maryland Forward* provides a statewide differentiated framework for general supervision and performance support. Based upon comprehensive data analysis (including the SPP/APR local determination status), the Harford County Infants and Toddlers Program has been assigned the **Universal** tier for the delivery of the DEI/SES technical assistance model for results. Please see the *DEI/SES Differentiated Framework: Tiers of Supervision* for more information.

LITPs are strongly encouraged to work closely with their Local Interagency Coordinating Council and Family Support Centers to perform an analysis of local data and infrastructure. The analysis should guide the development of strategies for data-informed decision-making, increased parent partnerships, strategic collaboration, and the use of evidence-based practices to improve the results for infants, toddlers, and young children with disabilities and their families. As we continue this shift in focus to results-driven accountability, the MSDE, DEI/SES will provide State and local professional learning opportunities.

Thank you for your hard work and commitment to excellence, equity, and efficiency. The MSDE is committed to supporting the efforts of the Harford County Infants and Toddlers Program to improve results for infants, toddlers, and preschool-age children with disabilities and their families. If you have any questions or wish to request technical assistance, please do not hesitate to call me at 410-767-0238.

Sincerely,



Antoine L. Hickman, Ed.D.
Assistant State Superintendent
Division of Early Intervention and Special Education Services

Attachments

c: Dr. Carey M. Wright, State Superintendent of Schools
Dr. Deann Collins, Deputy State Superintendent
Colleen Sasdelli, Director of Special Education
Melissa Romano, Coordinator of Special Education - Birth to Five
MSDE DEI/SES Branch/Section Chiefs

Harford County
**Annual Data on Part C State Performance Plan (SPP) Priority Indicators
 for the Period July 1, 2022 – June 30, 2023 (FFY 2022)**

Part C Annual SPP Performance Report								
SPP/APR Indicators <div> Results Indicator Compliance Indicator </div>			FFY 2022 (SFY 2023)			Action Required	Previous Results	
			State Target	Local Results	Target Met		FFY 2021	FFY 2020
2	Infants and Toddlers with IFSPs who receive services in natural environments. COMAR 13A.13.01.07		96.50%	100.00%	Yes	Target met. No further action is required.	100.00%	100.00%
2 Ext IFSP	Infants and Toddlers with IFSPs who receive services in natural environments. COMAR 13A.13.01.07		96.50%	100.00%	Yes	Target met. No further action is required.	100.00%	100.00%
3A	Birth - 4 Outcomes: Use of social – emotional skills COMAR 13A.13.01.08	SS1 – Social Emotional	59.96%	57.35%	No	Target not met. An Improvement Plan is required.	51.95%	55.73%
		SS2 – Social Emotional	42.33%	44.61%	Yes	Target met. No further action is required.	41.38%	44.38%
3B	Birth - 4 Outcomes: Use of knowledge COMAR 13A.13.01.08	SS1 – Knowledge & Skills	62.53%	59.44%	No	Target not met. An Improvement Plan is required.	54.96%	54.23%
		SS2 – Knowledge & Skills	38.71%	30.86%	No	Target not met. An Improvement Plan is required.	30.50%	36.25%
3C	Birth - 4 Outcomes: Use of appropriate behaviors. COMAR 13A.13.01.08	SS1 – Behavior to Meet Needs	62.16%	57.66%	No	Target not met. An Improvement Plan is required.	60.88%	60.89%
		SS2 – Behavior to Meet Needs	39.63%	48.33%	Yes	Target met. No further action is required.	45.62%	49.06%
4A	Families who report EIS helped them know their rights. 20 U.S.C. 1416a(3)(A) and 1442		95.00%	98.43%	Yes	Target met. No further action is required.	98.19%	90.00%
4B	Families who report EIS helped them communicate their child's needs. 20 U.S.C. 1416a(3)(A) and 1442		95.00%	97.89%	Yes	Target met. No further action is required.	99.09%	92.50%
4 Response Rate	Family Survey Response Rate		30.50%	33.60%	Yes	Target met. No action is required.	39.20%	15.00%
4C	Families who report EIS helped them help their children develop and learn. 20 U.S.C. 1416a(3)(A) and 1442		95.00%	98.43%	Yes	Target met. No further action is required.	98.61%	93.75%

5	Children birth to one served as a percentage of the population birth to one. COMAR 13A.13.02.04	1.59%	1.74%	Yes	Target met. No further action is required.	1.40%	0.98%
6	Children birth to three served as a percentage of the population birth to 3 COMAR 13A.13.02.04	3.75%	5.12%	Yes	Target met. No further action is required.	4.80%	3.89%
1	Timely Delivery of IFSP Services COMAR 13A.13.01.07	100.00%	99.50%	No	Target not met. An Improvement Plan is required.	99.84%	99.80%
7	Percentage of toddlers for whom the evaluation and the initial IFSP was within 45 days from the date of referral COMAR 13A.13.01.07	100.00%	99.75%	No	Target not met. An Improvement Plan is required.	100.00%	99.73%
8A	Percentage of toddlers exiting Part C for whom transition steps and services were added to the IFSP at least 90 days, and not more than nine months, prior to the toddler's third birthday. COMAR 13A.13.01.09	100.00%	100.00%	Yes	Target met. No further action is required.	99.54%	99.48%
8B	Percentage of toddlers for whom the LEA and SEA were notified of potential Part B eligibility at least 90 days prior to the third birthday. COMAR 13A.13.01.09	100.00%	100.00%	Yes	Target met. No further action is required.	100.00%	100.00%
8C	Percentage of children for whom the transition conference was held 90 days, and not more than nine months, prior to the toddler's third birthday. COMAR 13A.13.01.09	100.00%	100.00%	Yes	Target met. No further action is required.	99.54%	99.48%
Correction of Noncompliance	Correction of Noncompliance COMAR 13A.13.02.04	100.00%	100.00%	Yes	Target met. No further action is required.	100.00%	100.00%
Timely and Valid Data	Timely and Valid Data	100.00%	100.00%	Yes	Target met. No further action is required.	100.00%	100.00%
Number of Complaints Filed	Number of Complaints Filed	0.00	0.00	Yes	Target met. No further action is required.	0.00	0.00
Number of Complaints Identified with Violations	Number of Complaints Identified with Violations	0.00	0.00	Yes	Target met. No further action is required.	0.00	-
Percent of Findings from Complaints Corrected in a Timely Manner	Number of Findings from Complaints Corrected in a Timely Manner	100.00%	100.00%	Yes	Target met. No further action is required.	-	-
Number of Due Process Hearings Filed	Number of Due Process Hearings Filed	0.00	1.00	No	No further action is required.	0.00	0.00
Number of Due Process Hearings Identified with Violations	Number of Due Process Hearings Identified with Violations	0.00	0.00	Yes	Target met. No further action is required.	0.00	-
Fiscal Accountability: Number of Findings Identified	Fiscal Accountability: Number of Findings Identified	0.00	0.00	Yes	Target met. No further action is required.	0.00	0.00

June 14, 2024

Mr. William Barnes
Acting Superintendent
Howard County Public Schools
10910 Clarksville Pike
Ellicott City, MD 21042

Dear Mr. Barnes:

The Maryland State Department of Education (MSDE), Division of Early Intervention and Special Education Services (DEI/SES) is required by the United States Department of Education (USDE), Office of Special Education Programs (OSEP) to make determinations annually regarding the performance of each Local Infants and Toddlers Program (LITP) using one of the following four determination categories: “Meets Requirements,” “Needs Assistance,” “Needs Intervention,” or “Needs Substantial Intervention” [34 CFR §§303.700 and 300.703]. The MSDE, DEI/SES uses a results-based rubric for given indicators to evaluate each local Infants and Toddlers Program’s performance in meeting the State’s identified targets. For Federal Fiscal Year (FFY) 2022 determinations, the Howard County Infants and Toddlers Program has achieved the determination status of **Meets Requirements**.

Attached please find supporting documents:

- *FFY 2022 Determination Overview* (identifies the Part C Indicators used to assign a local determination on page 1 – please note that fiscal and complaints/due process hearing data continues to be used);
- *FFY 2022 Local Determination Scoring Criteria* (provides a six-year graduated results-driven accountability plan used to make a local determination by year);
- *FFY 2022 Annual Report Card on SPP/APR Part C Indicators* (provides a three-year local data analysis and required actions); and
- *DEI/SES Differentiated Framework: Tiers of Supervision and Support* (provides the framework used by the DEI/SES to guide the level of monitoring and corresponding level of performance support provided to LITPs).


To implement a results-driven accountability system, we continue to focus on the three child outcome indicators. In 2020, a revised baseline was proposed to the USDE and new targets were established. Please see the attached *Part C Child Outcomes Baselines and Targets for Local Determinations* document. The DEI/SES has developed one set of baselines and targets that are inclusive of both children who receive services from birth to three and children who receive services through an Extended Individualized Family Service Plan. The decision to examine child outcomes as one group independent of age was unanimously supported by LITP Directors and Preschool Coordinators through a stakeholder discussion held in 2014. Please note the attached revised baseline and targets for local determinations of Maryland’s LITPs will not be included in Maryland’s Annual Performance Report to OSEP. For federal reporting, OSEP requested that Maryland report child outcomes data for children birth to three years separately from child outcomes data for children older than three so that comparisons could be made with other states that are not serving children through an IFSP after age three.

The shift to a more balanced accountability approach does not relieve the DEI/SES from ensuring compliance, correction of identified noncompliance, and the receipt of timely and accurate data. As a result of the accountability shift to an increased emphasis on results, an LITP's determination status may be impacted in the future. To support Maryland's commitment to narrow the opportunity and achievement gaps for infants, toddlers, and young children with disabilities and their families, the implementation of the *DEI/SES Strategic Plan: Moving Maryland Forward* provides a statewide differentiated framework for general supervision and performance support. Based upon comprehensive data analysis (including the SPP/APR local determination status), the Howard County Infants and Toddlers Program has been assigned the **Universal** tier for the delivery of the DEI/SES technical assistance model for results. Please see the *DEI/SES Differentiated Framework: Tiers of Supervision* for more information.

LITPs are strongly encouraged to work closely with their Local Interagency Coordinating Council and Family Support Centers to perform an analysis of local data and infrastructure. The analysis should guide the development of strategies for data-informed decision-making, increased parent partnerships, strategic collaboration, and the use of evidence-based practices to improve the results for infants, toddlers, and young children with disabilities and their families. As we continue this shift in focus to results-driven accountability, the MSDE, DEI/SES will provide State and local professional learning opportunities.

Thank you for your hard work and commitment to excellence, equity, and efficiency. The MSDE is committed to supporting the efforts of the Howard County Infants and Toddlers Program to improve results for infants, toddlers, and preschool-age children with disabilities and their families. If you have any questions or wish to request technical assistance, please do not hesitate to call me at 410-767-0238.

Sincerely,



Antoine L. Hickman, Ed.D.
Assistant State Superintendent
Division of Early Intervention and Special Education Services

Attachments

c: Dr. Carey M. Wright, State Superintendent of Schools
Dr. Deann Collins, Deputy State Superintendent
Dr. Terri Savage, Executive Director of Special Education
Jennifer Riccardi, Coordinator of Early Intervention Services
MSDE DEI/SES Branch/Section Chiefs

Howard County

Annual Data on Part C State Performance Plan (SPP) Priority Indicators
for the Period July 1, 2022 – June 30, 2023 (FFY 2022)

Part C Annual SPP Performance Report								
SPP/APR Indicators ■ Results Indicator ■ Compliance Indicator			FFY 2022 (SFY 2023)			Action Required	Previous Results	
			State Target	Local Results	Target Met		FFY 2021	FFY 2020
2	Infants and Toddlers with IFSPs who receive services in natural environments. COMAR 13A.13.01.07		96.50%	99.83%	Yes	Target met. No further action is required.	100.00%	99.64%
2 Ext IFSP	Infants and Toddlers with IFSPs who receive services in natural environments. COMAR 13A.13.01.07		96.50%	100.00%	Yes	Target met. No further action is required.	100.00%	100.00%
3A	Birth - 4 Outcomes: Use of social – emotional skills COMAR 13A.13.01.08	SS1 – Social Emotional	59.96%	52.66%	No	Target not met. An Improvement Plan is required.	55.65%	60.00%
		SS2 – Social Emotional	42.33%	44.10%	Yes	Target met. No further action is required.	44.26%	43.09%
3B	Birth - 4 Outcomes: Use of knowledge COMAR 13A.13.01.08	SS1 – Knowledge & Skills	62.53%	58.42%	No	Target not met. An Improvement Plan is required.	55.08%	62.86%
		SS2 – Knowledge & Skills	38.71%	39.39%	Yes	Target met. No further action is required.	42.11%	39.23%
3C	Birth - 4 Outcomes: Use of appropriate behaviors. COMAR 13A.13.01.08	SS1 – Behavior to Meet Needs	62.16%	60.65%	No	Target not met. An Improvement Plan is required.	61.22%	63.08%
		SS2 – Behavior to Meet Needs	39.63%	41.75%	Yes	Target met. No further action is required.	39.47%	37.85%
4A	Families who report EIS helped them know their rights. 20 U.S.C. 1416a(3)(A) and 1442		95.00%	98.05%	Yes	Target met. No further action is required.	98.11%	96.00%
4B	Families who report EIS helped them communicate their child's needs. 20 U.S.C. 1416a(3)(A) and 1442		95.00%	99.67%	Yes	Target met. No further action is required.	97.67%	97.69%
4 Response Rate	Family Survey Response Rate		30.50%	43.90%	Yes	Target met. No action is required.	41.20%	30.00%
4C	Families who report EIS helped them help their children develop and learn. 20 U.S.C. 1416a(3)(A) and 1442		95.00%	98.01%	Yes	Target met. No further action is required.	98.46%	97.09%
5	Children birth to one served as a percentage of the population birth to one. COMAR 13A.13.02.04		1.59%	1.75%	Yes	Target met. No further action is required.	1.25%	0.80%

6	Children birth to three served as a percentage of the population birth to 3 COMAR 13A.13.02.04	3.75%	5.45%	Yes	Target met. No further action is required.	4.59%	2.60%
1	Timely Delivery of IFSP Services COMAR 13A.13.01.07	100.00%	100.00%	Yes	Target met. No further action is required.	100.00%	100.00%
7	Percentage of toddlers for whom the evaluation and the initial IFSP was within 45 days from the date of referral COMAR 13A.13.01.07	100.00%	100.00%	Yes	Target met. No further action is required.	100.00%	100.00%
8A	Percentage of toddlers exiting Part C for whom transition steps and services were added to the IFSP at least 90 days, and not more than nine months, prior to the toddler's third birthday. COMAR 13A.13.01.09	100.00%	100.00%	Yes	Target met. No further action is required.	100.00%	95.30%
8B	Percentage of toddlers for whom the LEA and SEA were notified of potential Part B eligibility at least 90 days prior to the third birthday. COMAR 13A.13.01.09	100.00%	100.00%	Yes	Target met. No further action is required.	100.00%	100.00%
8C	Percentage of children for whom the transition conference was held 90 days, and not more than nine months, prior to the toddler's third birthday. COMAR 13A.13.01.09	100.00%	100.00%	Yes	Target met. No further action is required.	100.00%	94.85%
Correction of Noncompliance	Correction of Noncompliance COMAR 13A.13.02.04	100.00%	100.00%	Yes	Target met. No further action is required.	100.00%	100.00%
Timely and Valid Data	Timely and Valid Data	100.00%	100.00%	Yes	Target met. No further action is required.	100.00%	100.00%
Number of Complaints Filed	Number of Complaints Filed	0.00	0.00	Yes	Target met. No further action is required.	0.00	0.00
Number of Complaints Identified with Violations	Number of Complaints Identified with Violations	0.00	0.00	Yes	Target met. No further action is required.	0.00	-
Percent of Findings from Complaints Corrected in a Timely Manner	Number of Findings from Complaints Corrected in a Timely Manner	100.00%	100.00%	Yes	Target met. No further action is required.	-	-
Number of Due Process Hearings Filed	Number of Due Process Hearings Filed	0.00	0.00	Yes	Target met. No further action is required.	0.00	0.00
Number of Due Process Hearings Identified with Violations	Number of Due Process Hearings Identified with Violations	0.00	0.00	Yes	Target met. No further action is required.	0.00	-
Fiscal Accountability: Number of Findings Identified	Fiscal Accountability: Number of Findings Identified	0.00	0.00	Yes	Target met. No further action is required.	0.00	0.00

June 14, 2024

Dr. Karen M. Couch
Superintendent
Kent County Public Schools
5608 Boundary Avenue
Rock Hall, MD 21661

Dear Dr. Couch:

The Maryland State Department of Education (MSDE), Division of Early Intervention and Special Education Services (DEI/SES) is required by the United States Department of Education (USDE), Office of Special Education Programs (OSEP) to make determinations annually regarding the performance of each Local Infants and Toddlers Program (LITP) using one of the following four determination categories: “Meets Requirements,” “Needs Assistance,” “Needs Intervention,” or “Needs Substantial Intervention” [34 CFR §§303.700 and 300.703]. The MSDE, DEI/SES uses a results-based rubric for given indicators to evaluate each local Infants and Toddlers Program’s performance in meeting the State’s identified targets. For Federal Fiscal Year (FFY) 2022 determinations, the Kent County Infants and Toddlers Program has achieved the determination status of **Meets Requirements**.

Attached please find supporting documents:

- *FFY 2022 Determination Overview* (identifies the Part C Indicators used to assign a local determination on page 1– please note that fiscal and complaints/due process hearing data continues to be used);
- *FFY 2022 Local Determination Scoring Criteria* (provides a six-year graduated results-driven accountability plan used to make a local determination by year);
- *FFY 2022 Annual Report Card on SPP/APR Part C Indicators* (provides a three-year local data analysis and required actions); and
- *DEI/SES Differentiated Framework: Tiers of Supervision and Support* (provides the framework used by the DEI/SES to guide the level of monitoring and corresponding level of performance support provided to LITPs).


To implement a results-driven accountability system, we continue to focus on the three child outcome indicators. In 2020, a revised baseline was proposed to the USDE and new targets were established. Please see the attached *Part C Child Outcomes Baselines and Targets for Local Determinations* document. The DEI/SES has developed one set of baselines and targets that are inclusive of both children who receive services from birth to three and children who receive services through an Extended Individualized Family Service Plan. The decision to examine child outcomes as one group independent of age was unanimously supported by LITP Directors and Preschool Coordinators through a stakeholder discussion held in 2014. Please note the attached revised baseline and targets for local determinations of Maryland’s LITPs will not be included in Maryland’s Annual Performance Report to OSEP. For federal reporting, OSEP requested that Maryland report child outcomes data for children birth to three years separately from child outcomes data for children older than three so that comparisons could be made with other states that are not serving children through an IFSP after age three.

The shift to a more balanced accountability approach does not relieve the DEI/SES from ensuring compliance, correction of identified noncompliance, and the receipt of timely and accurate data. As a result of the accountability shift to an increased emphasis on results, an LITP's determination status may be impacted in the future. To support Maryland's commitment to narrow the opportunity and achievement gaps for infants, toddlers, and young children with disabilities and their families, the implementation of the *DEI/SES Strategic Plan: Moving Maryland Forward* provides a statewide differentiated framework for general supervision and performance support. Based upon comprehensive data analysis (including the SPP/APR local determination status), the Kent County Infants and Toddlers Program has been assigned the **Universal** tier for the delivery of the DEI/SES technical assistance model for results. Please see the *DEI/SES Differentiated Framework: Tiers of Supervision* for more information.

LITPs are strongly encouraged to work closely with their Local Interagency Coordinating Council and Family Support Centers to perform an analysis of local data and infrastructure. The analysis should guide the development of strategies for data-informed decision-making, increased parent partnerships, strategic collaboration, and the use of evidence-based practices to improve the results for infants, toddlers, and young children with disabilities and their families. As we continue this shift in focus to results-driven accountability, the MSDE, DEI/SES will provide State and local professional learning opportunities.

Thank you for your hard work and commitment to excellence, equity, and efficiency. The MSDE is committed to supporting the efforts of the Kent County Infants and Toddlers Program to improve results for infants, toddlers, and preschool-age children with disabilities and their families.

Sincerely,



Antoine L. Hickman, Ed.D.
Assistant State Superintendent
Division of Early Intervention and Special Education Services

Attachments

c: Dr. Carey M. Wright, State Superintendent of Schools
Dr. Deann Collins, Deputy State Superintendent
Wendy Keen, Supervisor of Special Education
MSDE DEI/SES Branch/Section Chiefs

Kent County
**Annual Data on Part C State Performance Plan (SPP) Priority Indicators
 for the Period July 1, 2022 – June 30, 2023 (FFY 2022)**

Part C Annual SPP Performance Report								
SPP/APR Indicators ■ Results Indicator ■ Compliance Indicator			FFY 2022 (SFY 2023)			Action Required	Previous Results	
			State Target	Local Results	Target Met		FFY 2021	FFY 2020
2	Infants and Toddlers with IFSPs who receive services in natural environments. COMAR 13A.13.01.07		96.50%	100.00%	Yes	Target met. No further action is required.	96.43%	100.00%
2 Ext IFSP	Infants and Toddlers with IFSPs who receive services in natural environments. COMAR 13A.13.01.07		96.50%	100.00%	Yes	Target met. No further action is required.	100.00%	100.00%
3A	Birth - 4 Outcomes: Use of social – emotional skills COMAR 13A.13.01.08	SS1 – Social Emotional	59.96%	57.14%	No	Target not met. An Improvement Plan is required.	80.00%	100.00%
		SS2 – Social Emotional	42.33%	58.33%	Yes	Target met. No further action is required.	75.00%	100.00%
3B	Birth - 4 Outcomes: Use of knowledge COMAR 13A.13.01.08	SS1 – Knowledge & Skills	62.53%	62.50%	No	Target not met. An Improvement Plan is required.	88.89%	100.00%
		SS2 – Knowledge & Skills	38.71%	62.50%	Yes	Target met. No further action is required.	83.33%	100.00%
3C	Birth - 4 Outcomes: Use of appropriate behaviors. COMAR 13A.13.01.08	SS1 – Behavior to Meet Needs	62.16%	85.00%	Yes	Target met. No further action is required.	81.82%	100.00%
		SS2 – Behavior to Meet Needs	39.63%	58.33%	Yes	Target met. No further action is required.	75.00%	92.31%
4A	Families who report EIS helped them know their rights. 20 U.S.C. 1416a(3)(A) and 1442		95.00%	93.33%	No	Target not met. An Improvement Plan is required.	100.00%	100.00%
4B	Families who report EIS helped them communicate their child's needs. 20 U.S.C. 1416a(3)(A) and 1442		95.00%	100.00%	Yes	Target met. No further action is required.	100.00%	100.00%
4 Response Rate	Family Survey Response Rate		30.50%	53.60%	Yes	Target met. No action is required.	77.40%	17.00%
4C	Families who report EIS helped them help their children develop and learn. 20 U.S.C. 1416a(3)(A) and 1442		95.00%	100.00%	Yes	Target met. No further action is required.	95.83%	100.00%
5	Children birth to one served as a percentage of the population birth to one. COMAR 13A.13.02.04		1.59%	2.05%	Yes	Target met. No further action is required.	2.05%	2.05%

6	Children birth to three served as a percentage of the population birth to 3 COMAR 13A.13.02.04	3.75%	4.31%	Yes	Target met. No further action is required.	6.03%	4.31%
1	Timely Delivery of IFSP Services COMAR 13A.13.01.07	100.00%	100.00%	Yes	Target met. No further action is required.	100.00%	100.00%
7	Percentage of toddlers for whom the evaluation and the initial IFSP was within 45 days from the date of referral COMAR 13A.13.01.07	100.00%	100.00%	Yes	Target met. No further action is required.	100.00%	100.00%
8A	Percentage of toddlers exiting Part C for whom transition steps and services were added to the IFSP at least 90 days, and not more than nine months, prior to the toddler's third birthday. COMAR 13A.13.01.09	100.00%	100.00%	Yes	Target met. No further action is required.	100.00%	100.00%
8B	Percentage of toddlers for whom the LEA and SEA were notified of potential Part B eligibility at least 90 days prior to the third birthday. COMAR 13A.13.01.09	100.00%	100.00%	Yes	Target met. No further action is required.	100.00%	100.00%
8C	Percentage of children for whom the transition conference was held 90 days, and not more than nine months, prior to the toddler's third birthday. COMAR 13A.13.01.09	100.00%	100.00%	Yes	Target met. No further action is required.	100.00%	100.00%
Correction of Noncompliance	Correction of Noncompliance COMAR 13A.13.02.04	100.00%	100.00%	Yes	Target met. No further action is required.	100.00%	100.00%
Timely and Valid Data	Timely and Valid Data	100.00%	100.00%	Yes	Target met. No further action is required.	100.00%	100.00%
Number of Complaints Filed	Number of Complaints Filed	0.00	0.00	Yes	Target met. No further action is required.	0.00	0.00
Number of Complaints Identified with Violations	Number of Complaints Identified with Violations	0.00	0.00	Yes	Target met. No further action is required.	0.00	-
Percent of Findings from Complaints Corrected in a Timely Manner	Number of Findings from Complaints Corrected in a Timely Manner	100.00%	100.00%	Yes	Target met. No further action is required.	-	-
Number of Due Process Hearings Filed	Number of Due Process Hearings Filed	0.00	0.00	Yes	Target met. No further action is required.	0.00	0.00
Number of Due Process Hearings Identified with Violations	Number of Due Process Hearings Identified with Violations	0.00	0.00	Yes	Target met. No further action is required.	0.00	-
Fiscal Accountability: Number of Findings Identified	Fiscal Accountability: Number of Findings Identified	0.00	0.00	Yes	Target met. No further action is required.	0.00	0.00

June 14, 2024

Dr. Nina Ashford
Chief of Public Health Services
Montgomery County Department of Health and Human Services
255 Rockville Pike
Rockville, MD 20850

Dear Dr. Ashford:

The Maryland State Department of Education (MSDE), Division of Early Intervention and Special Education Services (DEI/SES) is required by the United States Department of Education (USDE), Office of Special Education Programs (OSEP) to make determinations annually regarding the performance of each Local Infants and Toddlers Program (LITP) using one of the following four determination categories: “Meets Requirements,” “Needs Assistance,” “Needs Intervention,” or “Needs Substantial Intervention” [34 CFR §§303.700 and 300.703]. The MSDE, DEI/SES uses a results-based rubric for given indicators to evaluate each local Infants and Toddlers Program’s performance in meeting the State’s identified targets. For Federal Fiscal Year (FFY) 2022 determinations, the Montgomery County Infants and Toddlers Program has achieved the determination status of **Meets Requirements**.

Attached please find supporting documents:

- *FFY 2022 Determination Overview* (identifies the Part C Indicators used to assign a local determination on page 1 – please note that fiscal and complaints/due process hearing data continues to be used);
- *FFY 2022 Local Determination Scoring Criteria* (provides a six-year graduated results-driven accountability plan used to make a local determination by year);
- *FFY 2022 Annual Report Card on SPP/APR Part C Indicators* (provides a three-year local data analysis and required actions); and
- *DEI/SES Differentiated Framework: Tiers of Supervision and Support* (provides the framework used by the DEI/SES to guide the level of monitoring and corresponding level of performance support provided to LITPs).


To implement a results-driven accountability system, we continue to focus on the three child outcome indicators. In 2020, a revised baseline was proposed to the USDE and new targets were established. Please see the attached *Part C Child Outcomes Baselines and Targets for Local Determinations* document. The DEI/SES has developed one set of baselines and targets that are inclusive of both children who receive services from birth to three and children who receive services through an Extended Individualized Family Service Plan. The decision to examine child outcomes as one group independent of age was unanimously supported by LITP Directors and Preschool Coordinators through a stakeholder discussion held in 2014. Please note the attached revised baseline and targets for local determinations of Maryland’s LITPs will not be included in Maryland’s Annual Performance Report to OSEP. For federal reporting, OSEP requested that Maryland report child outcomes data for children birth to three years separately from child outcomes data for children older than three so that comparisons could be made with other states that are not serving children through an IFSP after age three.

The shift to a more balanced accountability approach does not relieve the DEI/SES from ensuring compliance, correction of identified noncompliance, and the receipt of timely and accurate data. As a result of the accountability shift to an increased emphasis on results, an LITP's determination status may be impacted in the future. To support Maryland's commitment to narrow the opportunity and achievement gaps for infants, toddlers, and young children with disabilities and their families, the implementation of the *DEI/SES Strategic Plan: Moving Maryland Forward* provides a statewide differentiated framework for general supervision and performance support. Based upon comprehensive data analysis (including the SPP/APR local determination status), the Montgomery County Infants and Toddlers Program has been assigned the **Universal** tier for the delivery of the DEI/SES technical assistance model for results. Please see the *DEI/SES Differentiated Framework: Tiers of Supervision* for more information.

LITPs are strongly encouraged to work closely with their Local Interagency Coordinating Council and Family Support Centers to perform an analysis of local data and infrastructure. The analysis should guide the development of strategies for data-informed decision-making, increased parent partnerships, strategic collaboration, and the use of evidence-based practices to improve the results for infants, toddlers, and young children with disabilities and their families. As we continue this shift in focus to results-driven accountability, the MSDE, DEI/SES will provide State and local professional learning opportunities.

Thank you for your hard work and commitment to excellence, equity, and efficiency. The MSDE is committed to supporting the efforts of the Montgomery County Infants and Toddlers Program to improve results for infants, toddlers, and preschool-age children with disabilities and their families. If you have any questions or wish to request technical assistance, please do not hesitate to call me at 410-767-0238.

Sincerely,



Antoine L. Hickman, Ed.D.
Assistant State Superintendent
Division of Early Intervention and Special Education Services

Attachments

c: Dr. Carey M. Wright, Superintendent of Schools
Dr. Deann Collins, Deputy State Superintendent
Kia Middleton-Murphy, Acting Director of Special Education
Wendy Baber, Program Manager
MSDE DEI/SES Branch/Section Chiefs

Montgomery County

Annual Data on Part C State Performance Plan (SPP) Priority Indicators
for the Period July 1, 2022 – June 30, 2023 (FFY 2022)

Part C Annual SPP Performance Report								
SPP/APR Indicators ■ Results Indicator ■ Compliance Indicator			FFY 2022 (SFY 2023)			Action Required	Previous Results	
			State Target	Local Results	Target Met		FFY 2021	FFY 2020
2	Infants and Toddlers with IFSPs who receive services in natural environments. COMAR 13A.13.01.07		96.50%	97.88%	Yes	Target met. No further action is required.	98.89%	99.46%
2 Ext IFSP	Infants and Toddlers with IFSPs who receive services in natural environments. COMAR 13A.13.01.07		96.50%	99.31%	Yes	Target met. No further action is required.	100.00%	99.68%
3A	Birth - 4 Outcomes: Use of social – emotional skills COMAR 13A.13.01.08	SS1 – Social Emotional	59.96%	54.91%	No	Target not met. An Improvement Plan is required.	53.48%	56.59%
		SS2 – Social Emotional	42.33%	40.70%	No	Target not met. An Improvement Plan is required.	40.17%	41.66%
3B	Birth - 4 Outcomes: Use of knowledge COMAR 13A.13.01.08	SS1 – Knowledge & Skills	62.53%	60.65%	No	Target not met. An Improvement Plan is required.	58.11%	59.32%
		SS2 – Knowledge & Skills	38.71%	39.80%	Yes	Target met. No further action is required.	39.19%	38.77%
3C	Birth - 4 Outcomes: Use of appropriate behaviors. COMAR 13A.13.01.08	SS1 – Behavior to Meet Needs	62.16%	59.14%	No	Target not met. An Improvement Plan is required.	57.54%	58.67%
		SS2 – Behavior to Meet Needs	39.63%	38.83%	No	Target not met. An Improvement Plan is required.	37.75%	38.34%
4A	Families who report EIS helped them know their rights. 20 U.S.C. 1416a(3)(A) and 1442		95.00%	95.41%	Yes	Target met. No further action is required.	95.35%	95.78%
4B	Families who report EIS helped them communicate their child's needs. 20 U.S.C. 1416a(3)(A) and 1442		95.00%	96.06%	Yes	Target met. No further action is required.	95.00%	96.97%
4 Response Rate	Family Survey Response Rate		30.50%	21.20%	No	Target not met. An Improvement Plan is required.	20.20%	12.00%
4C	Families who report EIS helped them help their children develop and learn. 20 U.S.C. 1416a(3)(A) and 1442		95.00%	96.46%	Yes	Target met. No further action is required.	96.02%	96.51%

5	Children birth to one served as a percentage of the population birth to one. COMAR 13A.13.02.04	1.59%	1.81%	Yes	Target met. No further action is required.	1.57%	1.23%
6	Children birth to three served as a percentage of the population birth to 3 COMAR 13A.13.02.04	3.75%	5.09%	Yes	Target met. No further action is required.	4.62%	3.99%
1	Timely Delivery of IFSP Services COMAR 13A.13.01.07	100.00%	98.82%	No	Target not met. An Improvement Plan is required.	99.59%	99.69%
7	Percentage of toddlers for whom the evaluation and the initial IFSP was within 45 days from the date of referral COMAR 13A.13.01.07	100.00%	99.73%	No	Target not met. An Improvement Plan is required.	99.87%	99.89%
8A	Percentage of toddlers exiting Part C for whom transition steps and services were added to the IFSP at least 90 days, and not more than nine months, prior to the toddler's third birthday. COMAR 13A.13.01.09	100.00%	100.00%	Yes	Target met. No further action is required.	100.00%	97.28%
8B	Percentage of toddlers for whom the LEA and SEA were notified of potential Part B eligibility at least 90 days prior to the third birthday. COMAR 13A.13.01.09	100.00%	100.00%	Yes	Target met. No further action is required.	100.00%	100.00%
8C	Percentage of children for whom the transition conference was held 90 days, and not more than nine months, prior to the toddler's third birthday. COMAR 13A.13.01.09	100.00%	100.00%	Yes	Target met. No further action is required.	100.00%	97.13%
Correction of Noncompliance	Correction of Noncompliance COMAR 13A.13.02.04	100.00%	100.00%	Yes	Target met. No further action is required.	100.00%	100.00%
Timely and Valid Data	Timely and Valid Data	100.00%	100.00%	Yes	Target met. No further action is required.	100.00%	100.00%
Number of Complaints Filed	Number of Complaints Filed	0.00	0.00	Yes	Target met. No further action is required.	0.00	0.00
Number of Complaints Identified with Violations	Number of Complaints Identified with Violations	0.00	0.00	Yes	Target met. No further action is required.	0.00	-
Percent of Findings from Complaints Corrected in a Timely Manner	Number of Findings from Complaints Corrected in a Timely Manner	100.00%	100.00%	Yes	Target met. No further action is required.	-	-
Number of Due Process Hearings Filed	Number of Due Process Hearings Filed	0.00	1.00	No	No further action is required.	0.00	0.00
Number of Due Process Hearings Identified with Violations	Number of Due Process Hearings Identified with Violations	0.00	0.00	Yes	Target met. No further action is required.	0.00	-
Fiscal Accountability: Number of Findings Identified	Fiscal Accountability: Number of Findings Identified	0.00	0.00	Yes	Target met. No further action is required.	0.00	0.00

June 14, 2024

Mr. Millard House
Superintendent
Prince George's County Public Schools
14201 School Lane
Upper Marlboro, MD 20772

Dear Mr. House:

The Maryland State Department of Education (MSDE), Division of Early Intervention and Special Education Services (DEI/SES) is required by the United States Department of Education (USDE), Office of Special Education Programs (OSEP) to make determinations annually regarding the performance of each Local Infants and Toddlers Program (LITP) using one of the following four determination categories: "Meets Requirements," "Needs Assistance," "Needs Intervention," or "Needs Substantial Intervention" [34 CFR §§303.700 and 300.703]. The MSDE, DEI/SES uses a results-based rubric for given indicators to evaluate each local Infants and Toddlers Program's performance in meeting the State's identified targets. For Federal Fiscal Year (FFY) 2022 determinations, the Prince George's County Infants and Toddlers Program has achieved the determination status of **Needs Intervention - Year 1**.

Attached please find supporting documents:

- *FFY 2022 Determination Overview* (identifies the Part C Indicators used to assign a local determination on page 1 – please note that fiscal and complaints/due process hearing data continues to be used);
- *FFY 2022 Local Determination Scoring Criteria* (provides a six-year graduated results-driven accountability plan used to make a local determination by year);
- *FFY 2022 Annual Report Card on SPP/APR Part C Indicators* (provides a three-year local data analysis and required actions); and
- *DEI/SES Differentiated Framework: Tiers of Supervision and Support* (provides the framework used by the DEI/SES to guide the level of monitoring and corresponding level of performance support provided to LITPs).

To implement a results-driven accountability system, we continue to focus on the three child outcome indicators. In 2020, a revised baseline was proposed to the USDE and new targets were established. Please see the attached *Part C Child Outcomes Baselines and Targets for Local Determinations* document. The DEI/SES has developed one set of baselines and targets that are inclusive of both children who receive services from birth to three and children who receive services through an Extended Individualized Family Service Plan. The decision to examine child outcomes as one group independent of age was unanimously supported by LITP Directors and Preschool Coordinators through a stakeholder discussion held in 2014. Please note the attached revised baseline and targets for local determinations of Maryland's LITPs will not be included in Maryland's Annual Performance Report to OSEP. For federal reporting, OSEP requested that Maryland report child outcomes data for children birth to three years separately from child outcomes data for children older than three so that comparisons could be made with other states that are not serving children through an IFSP after age three.

The shift to a more balanced accountability approach does not relieve the DEI/SES from ensuring compliance, correction of identified noncompliance, and the receipt of timely and accurate data. As a result of the accountability shift to an increased emphasis on results, an LITP's determination status may be impacted in the future. To support Maryland's commitment to narrow the opportunity and achievement gaps for infants, toddlers, and young children with disabilities and their families, the implementation of the *DEI/SES Strategic Plan: Moving Maryland Forward* provides a statewide differentiated framework for general supervision and performance support. Based upon comprehensive data analysis (including the SPP/APR local determination status), the Prince George's County Infants and Toddlers Program has been assigned the **Targeted** tier for the delivery of the DEI/SES technical assistance model for results. Please see the *DEI/SES Differentiated Framework: Tiers of Supervision* for more information.

LITPs are strongly encouraged to work closely with their Local Interagency Coordinating Council and Family Support Centers to perform an analysis of local data and infrastructure. The analysis should guide the development of strategies for data-informed decision-making, increased parent partnerships, strategic collaboration, and the use of evidence-based practices to improve the results for infants, toddlers, and young children with disabilities and their families. As we continue this shift in focus to results-driven accountability, the MSDE, DEI/SES will provide State and local professional learning opportunities.

Thank you for your hard work and commitment to excellence, equity, and efficiency. The MSDE is committed to supporting the efforts of the Prince George's County Infants and Toddlers Program to improve results for infants, toddlers, and preschool-age children with disabilities and their families. If you have any questions or wish to request technical assistance, please do not hesitate to call me at 410-767-0238.

Sincerely,



Antoine L. Hickman, Ed.D.
Assistant State Superintendent
Division of Early Intervention and Special Education Services

Attachments

c: Dr. Carey M. Wright, State Superintendent of Schools
Dr. Deann Collins, Deputy State Superintendent
Trinell Bowman, Associate Superintendent-Special Education
Karen Andrews, Director of Special Education
Alyson Felder, Program Chief, Infants and Toddlers Program
MSDE DEI/SES Branch/Section Chiefs

Prince George's County

Annual Data on Part C State Performance Plan (SPP) Priority Indicators
for the Period July 1, 2022 – June 30, 2023 (FFY 2022)

Part C Annual SPP Performance Report								
SPP/APR Indicators <input type="checkbox"/> Results Indicator <input type="checkbox"/> Compliance Indicator			FFY 2022 (SFY 2023)			Action Required	Previous Results	
			State Target	Local Results	Target Met		FFY 2021	FFY 2020
2	Infants and Toddlers with IFSPs who receive services in natural environments. COMAR 13A.13.01.07		96.50%	99.78%	Yes	Target met. No further action is required.	100.00%	100.00%
2 Ext IFSP	Infants and Toddlers with IFSPs who receive services in natural environments. COMAR 13A.13.01.07		96.50%	100.00%	Yes	Target met. No further action is required.	100.00%	100.00%
3A	Birth - 4 Outcomes: Use of social – emotional skills COMAR 13A.13.01.08	SS1 – Social Emotional	59.96%	70.52%	Yes	Target met. No further action is required.	65.26%	65.22%
		SS2 – Social Emotional	42.33%	33.48%	No	Target not met. An Improvement Plan is required.	34.54%	34.97%
3B	Birth - 4 Outcomes: Use of knowledge COMAR 13A.13.01.08	SS1 – Knowledge & Skills	62.53%	73.59%	Yes	Target met. No further action is required.	64.52%	67.86%
		SS2– Knowledge & Skills	38.71%	30.61%	No	Target not met. An Improvement Plan is required.	30.73%	31.83%
3C	Birth - 4 Outcomes: Use of appropriate behaviors. COMAR 13A.13.01.08	SS1 – Behavior to Meet Needs	62.16%	72.60%	Yes	Target met. No further action is required.	64.59%	66.87%
		SS2 – Behavior to Meet Needs	39.63%	33.48%	No	Target not met. An Improvement Plan is required.	34.64%	34.38%
4A	Families who report EIS helped them know their rights. 20 U.S.C. 1416a(3)(A) and 1442		95.00%	98.22%	Yes	Target met. No further action is required.	96.93%	97.04%
4B	Families who report EIS helped them communicate their child's needs. 20 U.S.C. 1416a(3)(A) and 1442		95.00%	95.48%	Yes	Target met. No further action is required.	96.58%	94.61%
4 Response Rate	Family Survey Response Rate		30.50%	31.50%	Yes	Target met. No action is required.	44.90%	11.00%
4C	Families who report EIS helped them help their children develop and learn. 20 U.S.C. 1416a(3)(A) and 1442		95.00%	97.41%	Yes	Target met. No further action is required.	96.97%	95.73%
5	Children birth to one served as a percentage of the population birth to one. COMAR 13A.13.02.04		1.59%	1.18%	No	Target not met. An Improvement Plan is required.	1.07%	1.06%
6	Children birth to three served as a percentage of the population birth to 3 COMAR 13A.13.02.04		3.75%	3.90%	Yes	Target met. No further action is required.	3.62%	3.14%
1	Timely Delivery of IFSP Services COMAR 13A.13.01.07		100.00%	98.46%	No	Target not met. An Improvement Plan is required.	99.83%	100.00%
7	Percentage of toddlers for whom the evaluation and the initial IFSP was within 45 days from the date of referral COMAR 13A.13.01.07		100.00%	70.70%	No	Target not met. An Improvement Plan is required.	97.13%	99.71%
8A	Percentage of toddlers exiting Part C for whom transition steps and services were added to the IFSP at least 90 days, and not more than nine months, prior to the toddler's third birthday. COMAR 13A.13.01.09		100.00%	98.88%	No	Target not met. An Improvement Plan is required.	100.00%	97.99%

8B	Percentage of toddlers for whom the LEA and SEA were notified of potential Part B eligibility at least 90 days prior to the third birthday. COMAR 13A.13.01.09	100.00%	100.00%	Yes	Target met. No further action is required.	100.00%	100.00%
8C	Percentage of children for whom the transition conference was held 90 days, and not more than nine months, prior to the toddler's third birthday. COMAR 13A.13.01.09	100.00%	98.88%	No	Target not met. An Improvement Plan is required.	100.00%	97.99%
Correction of Noncompliance	Correction of Noncompliance COMAR 13A.13.02.04	100.00%	100.00%	Yes	Target met. No further action is required.	100.00%	100.00%
Timely and Valid Data	Timely and Valid Data	100.00%	100.00%	Yes	Target met. No further action is required.	100.00%	100.00%
Number of Complaints Filed	Number of Complaints Filed	0.00	1.00	No	N/A	0.00	0.00
Number of Complaints Identified with Violations	Number of Complaints Identified with Violations	0.00	1.00	No	Please work with Dispute Resolution staff to ensure any identified noncompliance is corrected as soon as possible but in no case later than one year from notification of findings.	0.00	-
Percent of Findings from Complaints Corrected in a Timely Manner	Number of Findings from Complaints Corrected in a Timely Manner	100.00%	100.00%	Yes	Target met. No further action is required.	-	-
Number of Due Process Hearings Filed	Number of Due Process Hearings Filed	0.00	0.00	Yes	Target met. No further action is required.	0.00	0.00
Number of Due Process Hearings Identified with Violations	Number of Due Process Hearings Identified with Violations	0.00	0.00	Yes	Target met. No further action is required.	0.00	-
Fiscal Accountability: Number of Findings Identified	Fiscal Accountability: Number of Findings Identified	0.00	0.00	Yes	Target met. No further action is required.	0.00	0.00

June 14, 2024

Dr. Patricia Saelens
Superintendent
Queen Anne's County Board of Education
202 Chesterfield Avenue
Centreville, MD 21617

Dear Dr. Saelens:

The Maryland State Department of Education (MSDE), Division of Early Intervention and Special Education Services (DEI/SES) is required by the United States Department of Education (USDE), Office of Special Education Programs (OSEP) to make determinations annually regarding the performance of each Local Infants and Toddlers Program (LITP) using one of the following four determination categories: "Meets Requirements," "Needs Assistance," "Needs Intervention," or "Needs Substantial Intervention" [34 CFR §§303.700 and 300.703]. The MSDE, DEI/SES uses a results-based rubric for given indicators to evaluate each local Infants and Toddlers Program's performance in meeting the State's identified targets. For Federal Fiscal Year (FFY) 2022 determinations, the Queen Anne's County Infants and Toddlers Program has achieved the determination status of **Meets Requirements**.

Attached please find supporting documents:

- *FFY 2022 Determination Overview* (identifies the Part C Indicators used to assign a local determination on page 1 – please note that fiscal and complaints/due process hearing data continues to be used);
- *FFY 2022 Local Determination Scoring Criteria* (provides a six-year graduated results-driven accountability plan used to make a local determination by year);
- *FFY 2022 Annual Report Card on SPP/APR Part C Indicators* (provides a three-year local data analysis and required actions); and
- *DEI/SES Differentiated Framework: Tiers of Supervision and Support* (provides the framework used by the DEI/SES to guide the level of monitoring and corresponding level of performance support provided to LITPs).


To implement a results-driven accountability system, we continue to focus on the three child outcome indicators. In 2020, a revised baseline was proposed to the USDE and new targets were established. Please see the attached *Part C Child Outcomes Baselines and Targets for Local Determinations* document. The DEI/SES has developed one set of baselines and targets that are inclusive of both children who receive services from birth to three and children who receive services through an Extended Individualized Family Service Plan. The decision to examine child outcomes as one group independent of age was unanimously supported by LITP Directors and Preschool Coordinators through a stakeholder discussion held in 2014. Please note the attached revised baseline and targets for local determinations of Maryland's LITPs will not be included in Maryland's Annual Performance Report to OSEP. For federal reporting, OSEP requested that Maryland report child outcomes data for children birth to three years separately from child outcomes data for children older than three so that comparisons could be made with other states that are not serving children through an IFSP after age three.

The shift to a more balanced accountability approach does not relieve the DEI/SES from ensuring compliance, correction of identified noncompliance, and the receipt of timely and accurate data. As a result of the accountability shift to an increased emphasis on results, an LITP's determination status may be impacted in the future. To support Maryland's commitment to narrow the opportunity and achievement gaps for infants, toddlers, and young children with disabilities and their families, the implementation of the *DEI/SES Strategic Plan: Moving Maryland Forward* provides a statewide differentiated framework for general supervision and performance support. Based upon comprehensive data analysis (including the SPP/APR local determination status), the Queen Anne's County Infants and Toddlers Program has been assigned the **Universal** tier for the delivery of the DEI/SES technical assistance model for results. Please see the *DEI/SES Differentiated Framework: Tiers of Supervision* for more information.

LITPs are strongly encouraged to work closely with their Local Interagency Coordinating Council and Family Support Centers to perform an analysis of local data and infrastructure. The analysis should guide the development of strategies for data-informed decision-making, increased parent partnerships, strategic collaboration, and the use of evidence-based practices to improve the results for infants, toddlers, and young children with disabilities and their families. As we continue this shift in focus to results-driven accountability, the MSDE, DEI/SES will provide State and local professional learning opportunities.

Thank you for your hard work and commitment to excellence, equity, and efficiency. The MSDE is committed to supporting the efforts of the Queen Anne's County Infants and Toddlers Program to improve results for infants, toddlers, and preschool-age children with disabilities and their families. If you have any questions or wish to request technical assistance, please do not hesitate to call me at 410-767-0238.

Sincerely,



Antoine L. Hickman, Ed.D.
Assistant State Superintendent
Division of Early Intervention and Special Education Services

Attachments

c: Dr. Carey M. Wright, State Superintendent of Schools
Dr. Deann Collins, Deputy State Superintendent
Joleen Smith, Supervisor of Special Education
Dawn Fraser, Infants and Toddlers Program Coordinator
MSDE DEI/SES Branch/Section Chiefs

Queen Anne's County
**Annual Data on Part C State Performance Plan (SPP) Priority Indicators
 for the Period July 1, 2022 – June 30, 2023 (FFY 2022)**

Part C Annual SPP Performance Report								
SPP/APR Indicators <div> Results Indicator Compliance Indicator </div>			FFY 2022 (SFY 2023)			Action Required	Previous Results	
			State Target	Local Results	Target Met		FFY 2021	FFY 2020
2	Infants and Toddlers with IFSPs who receive services in natural environments. COMAR 13A.13.01.07		96.50%	100.00%	Yes	Target met. No further action is required.	100.00%	100.00%
2 Ext IFSP	Infants and Toddlers with IFSPs who receive services in natural environments. COMAR 13A.13.01.07		96.50%	100.00%	Yes	Target met. No further action is required.	100.00%	100.00%
3A	Birth - 4 Outcomes: Use of social – emotional skills COMAR 13A.13.01.08	SS1 – Social Emotional	59.96%	69.44%	Yes	Target met. No further action is required.	63.27%	72.41%
		SS2 – Social Emotional	42.33%	60.00%	Yes	Target met. No further action is required.	50.00%	53.03%
3B	Birth - 4 Outcomes: Use of knowledge COMAR 13A.13.01.08	SS1 – Knowledge & Skills	62.53%	67.65%	Yes	Target met. No further action is required.	61.36%	75.86%
		SS2– Knowledge & Skills	38.71%	60.00%	Yes	Target met. No further action is required.	50.00%	54.55%
3C	Birth - 4 Outcomes: Use of appropriate behaviors. COMAR 13A.13.01.08	SS1 – Behavior to Meet Needs	62.16%	71.05%	Yes	Target met. No further action is required.	66.00%	70.31%
		SS2 – Behavior to Meet Needs	39.63%	52.50%	Yes	Target met. No further action is required.	48.15%	42.42%
4A	Families who report EIS helped them know their rights. 20 U.S.C. 1416a(3)(A) and 1442		95.00%	100.00%	Yes	Target met. No further action is required.	100.00%	100.00%
4B	Families who report EIS helped them communicate their child's needs. 20 U.S.C. 1416a(3)(A) and 1442		95.00%	98.04%	Yes	Target met. No further action is required.	100.00%	97.73%
4 Response Rate	Family Survey Response Rate		30.50%	62.20%	Yes	Target met. No action is required.	58.50%	68.00%
4C	Families who report EIS helped them help their children develop and learn. 20 U.S.C. 1416a(3)(A) and 1442		95.00%	96.00%	Yes	Target met. No further action is required.	100.00%	100.00%
5	Children birth to one served as a percentage of the population birth to one. COMAR 13A.13.02.04		1.59%	0.60%	No	Target not met. An Improvement Plan is required.	1.00%	1.41%

6	Children birth to three served as a percentage of the population birth to 3 COMAR 13A.13.02.04	3.75%	4.08%	Yes	Target met. No further action is required.	3.11%	4.02%
1	Timely Delivery of IFSP Services COMAR 13A.13.01.07	100.00%	100.00%	Yes	Target met. No further action is required.	100.00%	98.92%
7	Percentage of toddlers for whom the evaluation and the initial IFSP was within 45 days from the date of referral COMAR 13A.13.01.07	100.00%	100.00%	Yes	Target met. No further action is required.	100.00%	100.00%
8A	Percentage of toddlers exiting Part C for whom transition steps and services were added to the IFSP at least 90 days, and not more than nine months, prior to the toddler's third birthday. COMAR 13A.13.01.09	100.00%	100.00%	Yes	Target met. No further action is required.	100.00%	100.00%
8B	Percentage of toddlers for whom the LEA and SEA were notified of potential Part B eligibility at least 90 days prior to the third birthday. COMAR 13A.13.01.09	100.00%	100.00%	Yes	Target met. No further action is required.	100.00%	100.00%
8C	Percentage of children for whom the transition conference was held 90 days, and not more than nine months, prior to the toddler's third birthday. COMAR 13A.13.01.09	100.00%	100.00%	Yes	Target met. No further action is required.	100.00%	100.00%
Correction of Noncompliance	Correction of Noncompliance COMAR 13A.13.02.04	100.00%	100.00%	Yes	Target met. No further action is required.	100.00%	100.00%
Timely and Valid Data	Timely and Valid Data	100.00%	100.00%	Yes	Target met. No further action is required.	100.00%	100.00%
Number of Complaints Filed	Number of Complaints Filed	0.00	0.00	Yes	Target met. No further action is required.	0.00	0.00
Number of Complaints Identified with Violations	Number of Complaints Identified with Violations	0.00	0.00	Yes	Target met. No further action is required.	0.00	-
Percent of Findings from Complaints Corrected in a Timely Manner	Number of Findings from Complaints Corrected in a Timely Manner	100.00%	100.00%	Yes	Target met. No further action is required.	-	-
Number of Due Process Hearings Filed	Number of Due Process Hearings Filed	0.00	0.00	Yes	Target met. No further action is required.	0.00	0.00
Number of Due Process Hearings Identified with Violations	Number of Due Process Hearings Identified with Violations	0.00	0.00	Yes	Target met. No further action is required.	0.00	-
Fiscal Accountability: Number of Findings Identified	Fiscal Accountability: Number of Findings Identified	0.00	0.00	Yes	Target met. No further action is required.	0.00	0.00

June 14, 2024

Dr. James S. Smith
Superintendent
St. Mary's County Public Schools
23160 Moakley Street, Suite 109
Leonardtown, MD 20650

Dear Dr. Smith:

The Maryland State Department of Education (MSDE), Division of Early Intervention and Special Education Services (DEI/SES) is required by the United States Department of Education (USDE), Office of Special Education Programs (OSEP) to make determinations annually regarding the performance of each Local Infants and Toddlers Program (LITP) using one of the following four determination categories: "Meets Requirements," "Needs Assistance," "Needs Intervention," or "Needs Substantial Intervention" [34 CFR §§303.700 and 300.703]. The MSDE, DEI/SES uses a results-based rubric for given indicators to evaluate each local Infants and Toddlers Program's performance in meeting the State's identified targets. For Federal Fiscal Year (FFY) 2022 determinations, the St. Mary's County Infants and Toddlers Program has achieved the determination status of **Meets Requirements**.

Attached please find supporting documents:

- *FFY 2022 Determination Overview* (identifies the Part C Indicators used to assign a local determination on page 1- please note that fiscal and complaints/due process hearing data continues to be used);
- *FFY 2022 Local Determination Scoring Criteria* (provides a six-year graduated results-driven accountability plan used to make a local determination by year);
- *FFY 2022 Annual Report Card on SPP/APR Part C Indicators* (provides a three-year local data analysis and required actions); and
- *DEI/SES Differentiated Framework: Tiers of Supervision and Support* (provides the framework used by the DEI/SES to guide the level of monitoring and corresponding level of performance support provided to LITPs).


To implement a results-driven accountability system, we continue to focus on the three child outcome indicators. In 2020, a revised baseline was proposed to the USDE and new targets were established. Please see the attached *Part C Child Outcomes Baselines and Targets for Local Determinations* document. The DEI/SES has developed one set of baselines and targets that are inclusive of both children who receive services from birth to three and children who receive services through an Extended Individualized Family Service Plan. The decision to examine child outcomes as one group independent of age was unanimously supported by LITP Directors and Preschool Coordinators through a stakeholder discussion held in 2014. Please note the attached revised baseline and targets for local determinations of Maryland's LITPs will not be included in Maryland's Annual Performance Report to OSEP. For federal reporting, OSEP requested that Maryland report child outcomes data for children birth to three years separately from child outcomes data for children older than three so that comparisons could be made with other states that are not serving children through an IFSP after age three.

The shift to a more balanced accountability approach does not relieve the DEI/SES from ensuring compliance, correction of identified noncompliance, and the receipt of timely and accurate data. As a result of the accountability shift to an increased emphasis on results, an LITP's determination status may be impacted in the future. To support Maryland's commitment to narrow the opportunity and achievement gaps for infants, toddlers, and young children with disabilities and their families, the implementation of the *DEI/SES Strategic Plan: Moving Maryland Forward* provides a statewide differentiated framework for general supervision and performance support. Based upon comprehensive data analysis (including the SPP/APR local determination status), the St. Mary's County Infants and Toddlers Program has been assigned the **Universal** tier for the delivery of the DEI/SES technical assistance model for results. Please see the *DEI/SES Differentiated Framework: Tiers of Supervision* for more information.

LITPs are strongly encouraged to work closely with their Local Interagency Coordinating Council and Family Support Centers to perform an analysis of local data and infrastructure. The analysis should guide the development of strategies for data-informed decision-making, increased parent partnerships, strategic collaboration, and the use of evidence-based practices to improve the results for infants, toddlers, and young children with disabilities and their families. As we continue this shift in focus to results-driven accountability, the MSDE, DEI/SES will provide State and local professional learning opportunities.

Thank you for your hard work and commitment to excellence, equity, and efficiency. The MSDE is committed to supporting the efforts of the St. Mary's County Infants and Toddlers Program to improve results for infants, toddlers, and preschool-age children with disabilities and their families. If you have any questions or wish to request technical assistance, please do not hesitate to call me at 410-767-0238.

Sincerely,



Antoine L. Hickman, Ed.D.
Assistant State Superintendent
Division of Early Intervention and Special Education Services

Attachments

c: Dr. Carey M. Wright, State Superintendent of Schools
Dr. Deann Collins, Deputy State Superintendent
Audrey Ellis, Director of Special Education
Cynthia Kilcoyne, Supervisor of Special Education/Early Childhood Programs
Debbie Crosby, Infants and Toddlers Program Coordinator
MSDE DEI/SES Branch/Section Chiefs

St. Mary's County
**Annual Data on Part C State Performance Plan (SPP) Priority Indicators
 for the Period July 1, 2022 – June 30, 2023 (FFY 2022)**

Part C Annual SPP Performance Report								
SPP/APR Indicators Results Indicator Compliance Indicator			FFY 2022 (SFY 2023)			Action Required	Previous Results	
			State Target	Local Results	Target Met		FFY 2021	FFY 2020
2	Infants and Toddlers with IFSPs who receive services in natural environments. COMAR 13A.13.01.07		96.50%	100.00%	Yes	Target met. No further action is required.	100.00%	100.00%
2 Ext IFSP	Infants and Toddlers with IFSPs who receive services in natural environments. COMAR 13A.13.01.07		96.50%	100.00%	Yes	Target met. No further action is required.	100.00%	100.00%
3A	Birth - 4 Outcomes: Use of social – emotional skills COMAR 13A.13.01.08	SS1 – Social Emotional	59.96%	67.33%	Yes	Target met. No further action is required.	53.13%	53.64%
		SS2 – Social Emotional	42.33%	59.66%	Yes	Target met. No further action is required.	38.69%	29.41%
3B	Birth - 4 Outcomes: Use of knowledge COMAR 13A.13.01.08	SS1 – Knowledge & Skills	62.53%	67.92%	Yes	Target met. No further action is required.	55.13%	61.82%
		SS2 – Knowledge & Skills	38.71%	57.14%	Yes	Target met. No further action is required.	36.90%	31.09%
3C	Birth - 4 Outcomes: Use of appropriate behaviors. COMAR 13A.13.01.08	SS1 – Behavior to Meet Needs	62.16%	67.27%	Yes	Target met. No further action is required.	50.91%	46.15%
		SS2 – Behavior to Meet Needs	39.63%	56.30%	Yes	Target met. No further action is required.	35.12%	27.73%
4A	Families who report EIS helped them know their rights. 20 U.S.C. 1416a(3)(A) and 1442		95.00%	97.18%	Yes	Target met. No further action is required.	97.89%	97.33%
4B	Families who report EIS helped them communicate their child's needs. 20 U.S.C. 1416a(3)(A) and 1442		95.00%	94.29%	No	Target not met. An Improvement Plan is required.	97.85%	94.52%
4 Response Rate	Family Survey Response Rate		30.50%	30.10%	No	Target not met. An Improvement Plan is required.	35.80%	32.00%
4C	Families who report EIS helped them help their children develop and learn. 20 U.S.C. 1416a(3)(A) and 1442		95.00%	91.43%	No	Target not met. An Improvement Plan is required.	97.92%	96.00%

5	Children birth to one served as a percentage of the population birth to one. COMAR 13A.13.02.04	1.59%	1.49%	No	Target not met. An Improvement Plan is required.	1.49%	1.20%
6	Children birth to three served as a percentage of the population birth to 3 COMAR 13A.13.02.04	3.75%	4.36%	Yes	Target met. No further action is required.	4.16%	3.29%
1	Timely Delivery of IFSP Services COMAR 13A.13.01.07	100.00%	99.15%	No	Target not met. An Improvement Plan is required.	99.73%	99.67%
7	Percentage of toddlers for whom the evaluation and the initial IFSP was within 45 days from the date of referral COMAR 13A.13.01.07	100.00%	99.50%	No	Target not met. An Improvement Plan is required.	100.00%	100.00%
8A	Percentage of toddlers exiting Part C for whom transition steps and services were added to the IFSP at least 90 days, and not more than nine months, prior to the toddler's third birthday. COMAR 13A.13.01.09	100.00%	100.00%	Yes	Target met. No further action is required.	100.00%	100.00%
8B	Percentage of toddlers for whom the LEA and SEA were notified of potential Part B eligibility at least 90 days prior to the third birthday. COMAR 13A.13.01.09	100.00%	100.00%	Yes	Target met. No further action is required.	100.00%	100.00%
8C	Percentage of children for whom the transition conference was held 90 days, and not more than nine months, prior to the toddler's third birthday. COMAR 13A.13.01.09	100.00%	100.00%	Yes	Target met. No further action is required.	100.00%	98.04%
Correction of Noncompliance	Correction of Noncompliance COMAR 13A.13.02.04	100.00%	100.00%	Yes	Target met. No further action is required.	100.00%	100.00%
Timely and Valid Data	Timely and Valid Data	100.00%	100.00%	Yes	Target met. No further action is required.	100.00%	100.00%
Number of Complaints Filed	Number of Complaints Filed	0.00	0.00	Yes	Target met. No further action is required.	0.00	0.00
Number of Complaints Identified with Violations	Number of Complaints Identified with Violations	0.00	0.00	Yes	Target met. No further action is required.	0.00	-
Percent of Findings from Complaints Corrected in a Timely Manner	Number of Findings from Complaints Corrected in a Timely Manner	100.00%	100.00%	Yes	Target met. No further action is required.	-	-
Number of Due Process Hearings Filed	Number of Due Process Hearings Filed	0.00	0.00	Yes	Target met. No further action is required.	0.00	0.00
Number of Due Process Hearings Identified with Violations	Number of Due Process Hearings Identified with Violations	0.00	0.00	Yes	Target met. No further action is required.	0.00	-
Fiscal Accountability: Number of Findings Identified	Fiscal Accountability: Number of Findings Identified	0.00	0.00	Yes	Target met. No further action is required.	0.00	0.00

June 14, 2024

Dr. John B. Gaddis
Superintendent
Somerset County Public Schools
7982-A Tawes Campus Drive
Westover, MD 21871

Dear Dr. Gaddis:

The Maryland State Department of Education (MSDE), Division of Early Intervention and Special Education Services (DEI/SES) is required by the United States Department of Education (USDE), Office of Special Education Programs (OSEP) to make determinations annually regarding the performance of each Local Infants and Toddlers Program (LITP) using one of the following four determination categories: “Meets Requirements,” “Needs Assistance,” “Needs Intervention,” or “Needs Substantial Intervention” [34 CFR §§303.700 and 300.703]. The MSDE, DEI/SES uses a results-based rubric for given indicators to evaluate each local Infants and Toddlers Program’s performance in meeting the State’s identified targets. For Federal Fiscal Year (FFY) 2022 determinations, the Somerset County Infants and Toddlers Program has achieved the determination status of **Needs Assistance - Year 1**.

Attached please find supporting documents:

- *FFY 2022 Determination Overview* (identifies the Part C Indicators used to assign a local determination on page 1 – please note that fiscal and complaints/due process hearing data continues to be used);
- *FFY 2022 Local Determination Scoring Criteria* (provides a six-year graduated results-driven accountability plan used to make a local determination by year);
- *FFY 2022 Annual Report Card on SPP/APR Part C Indicators* (provides a three-year local data analysis and required actions); and
- *DEI/SES Differentiated Framework: Tiers of Supervision and Support* (provides the framework used by the DEI/SES to guide the level of monitoring and corresponding level of performance support provided to LITPs).

To implement a results-driven accountability system, we continue to focus on the three child outcome indicators. In 2020, a revised baseline was proposed to the USDE and new targets were established. Please see the attached *Part C Child Outcomes Baselines and Targets for Local Determinations* document. The DEI/SES has developed one set of baselines and targets that are inclusive of both children who receive services from birth to three and children who receive services through an Extended Individualized Family Service Plan. The decision to examine child outcomes as one group independent of age was unanimously supported by LITP Directors and Preschool Coordinators through a stakeholder discussion held in 2014. Please note the attached revised baseline and targets for local determinations of Maryland’s LITPs will not be included in Maryland’s Annual Performance Report to OSEP. For federal reporting, OSEP requested that Maryland report child outcomes data for children birth to three years separately from child outcomes data for children older than three so that comparisons could be made with other states that are not serving children through an IFSP after age three.

The shift to a more balanced accountability approach does not relieve the DEI/SES from ensuring compliance, correction of identified noncompliance, and the receipt of timely and accurate data. As a result of the accountability shift to an increased emphasis on results, an LITP's determination status may be impacted in the future. To support Maryland's commitment to narrow the opportunity and achievement gaps for infants, toddlers, and young children with disabilities and their families, the implementation of the *DEI/SES Strategic Plan: Moving Maryland Forward* provides a statewide differentiated framework for general supervision and performance support. Based upon comprehensive data analysis (including the SPP/APR local determination status), the Somerset County Infants and Toddlers Program has been assigned the **Universal** tier for the delivery of the DEI/SES technical assistance model for results. Please see the *DEI/SES Differentiated Framework: Tiers of Supervision* for more information.

LITPs are strongly encouraged to work closely with their Local Interagency Coordinating Council and Family Support Centers to perform an analysis of local data and infrastructure. The analysis should guide the development of strategies for data-informed decision-making, increased parent partnerships, strategic collaboration, and the use of evidence-based practices to improve the results for infants, toddlers, and young children with disabilities and their families. As we continue this shift in focus to results-driven accountability, the MSDE, DEI/SES will provide State and local professional learning opportunities.

Thank you for your hard work and commitment to excellence, equity, and efficiency. The MSDE is committed to supporting the efforts of the Somerset County Infants and Toddlers Program to improve results for infants, toddlers, and preschool-age children with disabilities and their families. If you have any questions or wish to request technical assistance, please do not hesitate to call me at 410-767-0238.

Sincerely,



Antoine L. Hickman, Ed.D.
Assistant State Superintendent
Division of Early Intervention and Special Education Services

Attachments

c: Dr. Carey M. Wright, Superintendent of Schools
Dr. Deann Collins, Deputy State Superintendent
Brandy Brady, Special Education Supervisor
Katie Klein, Infants and Toddlers Liaison
MSDE DEI/SES Branch/Section Chiefs

Somerset County

**Annual Data on Part C State Performance Plan (SPP) Priority Indicators
for the Period July 1, 2022 – June 30, 2023 (FFY 2022)**

Part C Annual SPP Performance Report								
SPP/APR Indicators Results Indicator Compliance Indicator			FFY 2022 (SFY 2023)			Action Required	Previous Results	
			State Target	Local Results	Target Met		FFY 2021	FFY 2020
2	Infants and Toddlers with IFSPs who receive services in natural environments. COMAR 13A.13.01.07		96.50%	100.00%	Yes	Target met. No further action is required.	100.00%	100.00%
2 Ext IFSP	Infants and Toddlers with IFSPs who receive services in natural environments. COMAR 13A.13.01.07		96.50%	100.00%	Yes	Target met. No further action is required.	-	100.00%
3A	Birth - 4 Outcomes: Use of social – emotional skills COMAR 13A.13.01.08	SS1 – Social Emotional	59.96%	40.00%	No	Target not met. An Improvement Plan is required.	50.00%	54.55%
		SS2 – Social Emotional	42.33%	20.00%	No	Target not met. An Improvement Plan is required.	33.33%	42.86%
3B	Birth - 4 Outcomes: Use of knowledge COMAR 13A.13.01.08	SS1 – Knowledge & Skills	62.53%	20.00%	No	Target not met. An Improvement Plan is required.	40.00%	63.64%
		SS2 – Knowledge & Skills	38.71%	20.00%	No	Target not met. An Improvement Plan is required.	33.33%	50.00%
3C	Birth - 4 Outcomes: Use of appropriate behaviors. COMAR 13A.13.01.08	SS1 – Behavior to Meet Needs	62.16%	20.00%	No	Target not met. An Improvement Plan is required.	66.67%	66.67%
		SS2 – Behavior to Meet Needs	39.63%	20.00%	No	Target not met. An Improvement Plan is required.	33.33%	57.14%
4A	Families who report EIS helped them know their rights. 20 U.S.C. 1416a(3)(A) and 1442		95.00%	100.00%	Yes	Target met. No further action is required.	100.00%	100.00%
4B	Families who report EIS helped them communicate their child's needs. 20 U.S.C. 1416a(3)(A) and 1442		95.00%	100.00%	Yes	Target met. No further action is required.	100.00%	100.00%
4 Response Rate	Family Survey Response Rate		30.50%	25.00%	No	Target not met. An Improvement Plan is required.	40.00%	13.00%
4C	Families who report EIS helped them help their children develop and learn. 20 U.S.C. 1416a(3)(A) and 1442		95.00%	100.00%	Yes	Target met. No further action is required.	100.00%	100.00%

5	Children birth to one served as a percentage of the population birth to one. COMAR 13A.13.02.04	1.59%	0.92%	No	Target not met. An Improvement Plan is required.	0.00%	0.92%
6	Children birth to three served as a percentage of the population birth to 3 COMAR 13A.13.02.04	3.75%	1.92%	No	Target not met. An Improvement Plan is required.	1.48%	1.03%
1	Timely Delivery of IFSP Services COMAR 13A.13.01.07	100.00%	100.00%	Yes	Target met. No further action is required.	100.00%	100.00%
7	Percentage of toddlers for whom the evaluation and the initial IFSP was within 45 days from the date of referral COMAR 13A.13.01.07	100.00%	100.00%	Yes	Target met. No further action is required.	100.00%	100.00%
8A	Percentage of toddlers exiting Part C for whom transition steps and services were added to the IFSP at least 90 days, and not more than nine months, prior to the toddler's third birthday. COMAR 13A.13.01.09	100.00%	100.00%	Yes	Target met. No further action is required.	100.00%	100.00%
8B	Percentage of toddlers for whom the LEA and SEA were notified of potential Part B eligibility at least 90 days prior to the third birthday. COMAR 13A.13.01.09	100.00%	100.00%	Yes	Target met. No further action is required.	100.00%	100.00%
8C	Percentage of children for whom the transition conference was held 90 days, and not more than nine months, prior to the toddler's third birthday. COMAR 13A.13.01.09	100.00%	100.00%	Yes	Target met. No further action is required.	100.00%	100.00%
Correction of Noncompliance	Correction of Noncompliance COMAR 13A.13.02.04	100.00%	100.00%	Yes	Target met. No further action is required.	100.00%	100.00%
Timely and Valid Data	Timely and Valid Data	100.00%	100.00%	Yes	Target met. No further action is required.	100.00%	100.00%
Number of Complaints Filed	Number of Complaints Filed	0.00	0.00	Yes	Target met. No further action is required.	0.00	0.00
Number of Complaints Identified with Violations	Number of Complaints Identified with Violations	0.00	0.00	Yes	Target met. No further action is required.	0.00	-
Percent of Findings from Complaints Corrected in a Timely Manner	Number of Findings from Complaints Corrected in a Timely Manner	100.00%	100.00%	Yes	Target met. No further action is required.	-	-
Number of Due Process Hearings Filed	Number of Due Process Hearings Filed	0.00	0.00	Yes	Target met. No further action is required.	0.00	0.00
Number of Due Process Hearings Identified with Violations	Number of Due Process Hearings Identified with Violations	0.00	0.00	Yes	Target met. No further action is required.	0.00	-
Fiscal Accountability: Number of Findings Identified	Fiscal Accountability: Number of Findings Identified	0.00	0.00	Yes	Target met. No further action is required.	0.00	0.00

June 14, 2024

Dr. Sharon M. Pepukayi
Superintendent
Talbot County Public Schools
P.O. Box 1029
Easton, MD 21601

Dear Dr. Pepukayi:

The Maryland State Department of Education (MSDE), Division of Early Intervention and Special Education Services (DEI/SES) is required by the United States Department of Education (USDE), Office of Special Education Programs (OSEP) to make determinations annually regarding the performance of each Local Infants and Toddlers Program (LITP) using one of the following four determination categories: “Meets Requirements,” “Needs Assistance,” “Needs Intervention,” or “Needs Substantial Intervention” [34 CFR §§303.700 and 300.703]. The MSDE, DEI/SES uses a results-based rubric for given indicators to evaluate each local Infants and Toddlers Program’s performance in meeting the State’s identified targets. For Federal Fiscal Year (FFY) 2022 determinations, the Talbot County Infants and Toddlers Program has achieved the determination status of **Meets Requirements**.

Attached please find supporting documents:

- *FFY 2022 Determination Overview* (identifies the Part C Indicators used to assign a local determination on page 1 – please note that fiscal and complaints/due process hearing data continues to be used);
- *FFY 2022 Local Determination Scoring Criteria* (provides a six-year graduated results-driven accountability plan used to make a local determination by year);
- *FFY 2022 Annual Report Card on SPP/APR Part C Indicators* (provides a three-year local data analysis and required actions); and
- *DEI/SES Differentiated Framework: Tiers of Supervision and Support* (provides the framework used by the DEI/SES to guide the level of monitoring and corresponding level of performance support provided to LITPs).

To implement a results-driven accountability system, we continue to focus on the three child outcome indicators. In 2020, a revised baseline was proposed to the USDE and new targets were established. Please see the attached *Part C Child Outcomes Baselines and Targets for Local Determinations* document. The DEI/SES has developed one set of baselines and targets that are inclusive of both children who receive services from birth to three and children who receive services through an Extended Individualized Family Service Plan. The decision to examine child outcomes as one group independent of age was unanimously supported by LITP Directors and Preschool Coordinators through a stakeholder discussion held in 2014. Please note the attached revised baseline and targets for local determinations of Maryland’s LITPs will not be included in Maryland’s Annual Performance Report to OSEP. For federal reporting, OSEP requested that Maryland report child outcomes data for children birth to three years separately from child outcomes data for children older than three so that comparisons could be made with other states that are not serving children through an IFSP after age three.

The shift to a more balanced accountability approach does not relieve the DEI/SES from ensuring compliance, correction of identified noncompliance, and the receipt of timely and accurate data. As a result of the accountability shift to an increased emphasis on results, an LITP's determination status may be impacted in the future. To support Maryland's commitment to narrow the opportunity and achievement gaps for infants, toddlers, and young children with disabilities and their families, the implementation of the *DEI/SES Strategic Plan: Moving Maryland Forward* provides a statewide differentiated framework for general supervision and performance support. Based upon comprehensive data analysis (including the SPP/APR local determination status), the Talbot County Infants and Toddlers Program has been assigned the **Universal** tier for the delivery of the DEI/SES technical assistance model for results. Please see the *DEI/SES Differentiated Framework: Tiers of Supervision* for more information.

LITPs are strongly encouraged to work closely with their Local Interagency Coordinating Council and Family Support Centers to perform an analysis of local data and infrastructure. The analysis should guide the development of strategies for data-informed decision-making, increased parent partnerships, strategic collaboration, and the use of evidence-based practices to improve the results for infants, toddlers, and young children with disabilities and their families. As we continue this shift in focus to results-driven accountability, the MSDE, DEI/SES will provide State and local professional learning opportunities.

Thank you for your hard work and commitment to excellence, equity, and efficiency. The MSDE is committed to supporting the efforts of the Talbot County Infants and Toddlers Program to improve results for infants, toddlers, and preschool-age children with disabilities and their families. If you have any questions or wish to request technical assistance, please do not hesitate to call me at 410-767-0238.

Sincerely,



Antoine L. Hickman, Ed.D.
Assistant State Superintendent
Division of Early Intervention and Special Education Services

Attachments

c: Dr. Carey M. Wright, State Superintendent of Schools
Dr. Deann Collins, Deputy State Superintendent
Kristin Mentges, Director of Special Education
Michelle Steelman, Special Education Facilitator
MSDE DEI/SES Branch/Section Chiefs

Talbot County
**Annual Data on Part C State Performance Plan (SPP) Priority Indicators
 for the Period July 1, 2022 – June 30, 2023 (FFY 2022)**

Part C Annual SPP Performance Report								
SPP/APR Indicators <div> Results Indicator Compliance Indicator </div>			FFY 2022 (SFY 2023)			Action Required	Previous Results	
			State Target	Local Results	Target Met		FFY 2021	FFY 2020
2	Infants and Toddlers with IFSPs who receive services in natural environments. COMAR 13A.13.01.07		96.50%	100.00%	Yes	Target met. No further action is required.	100.00%	100.00%
2 Ext IFSP	Infants and Toddlers with IFSPs who receive services in natural environments. COMAR 13A.13.01.07		96.50%	100.00%	Yes	Target met. No further action is required.	100.00%	100.00%
3A	Birth - 4 Outcomes: Use of social – emotional skills COMAR 13A.13.01.08	SS1 – Social Emotional	59.96%	56.76%	No	Target not met. An Improvement Plan is required.	45.71%	56.76%
		SS2 – Social Emotional	42.33%	62.26%	Yes	Target met. No further action is required.	59.26%	59.57%
3B	Birth - 4 Outcomes: Use of knowledge COMAR 13A.13.01.08	SS1 – Knowledge & Skills	62.53%	52.27%	No	Target not met. An Improvement Plan is required.	54.55%	58.33%
		SS2 – Knowledge & Skills	38.71%	54.72%	Yes	Target met. No further action is required.	55.56%	59.57%
3C	Birth - 4 Outcomes: Use of appropriate behaviors. COMAR 13A.13.01.08	SS1 – Behavior to Meet Needs	62.16%	61.22%	No	Target not met. An Improvement Plan is required.	55.32%	70.00%
		SS2 – Behavior to Meet Needs	39.63%	50.94%	Yes	Target met. No further action is required.	53.70%	59.57%
4A	Families who report EIS helped them know their rights. 20 U.S.C. 1416a(3)(A) and 1442		95.00%	100.00%	Yes	Target met. No further action is required.	100.00%	96.77%
4B	Families who report EIS helped them communicate their child's needs. 20 U.S.C. 1416a(3)(A) and 1442		95.00%	96.15%	Yes	Target met. No further action is required.	100.00%	96.77%
4 Response Rate	Family Survey Response Rate		30.50%	32.10%	Yes	Target met. No action is required.	33.30%	38.00%
4C	Families who report EIS helped them help their children develop and learn. 20 U.S.C. 1416a(3)(A) and 1442		95.00%	100.00%	Yes	Target met. No further action is required.	100.00%	96.77%
5	Children birth to one served as a percentage of the population birth to one. COMAR 13A.13.02.04		1.59%	4.02%	Yes	Target met. No further action is required.	2.48%	3.72%

6	Children birth to three served as a percentage of the population birth to 3 COMAR 13A.13.02.04	3.75%	7.52%	Yes	Target met. No further action is required.	6.53%	5.14%
1	Timely Delivery of IFSP Services COMAR 13A.13.01.07	100.00%	97.83%	No	Target not met. An Improvement Plan is required.	100.00%	100.00%
7	Percentage of toddlers for whom the evaluation and the initial IFSP was within 45 days from the date of referral COMAR 13A.13.01.07	100.00%	98.48%	No	Target not met. An Improvement Plan is required.	100.00%	100.00%
8A	Percentage of toddlers exiting Part C for whom transition steps and services were added to the IFSP at least 90 days, and not more than nine months, prior to the toddler's third birthday. COMAR 13A.13.01.09	100.00%	100.00%	Yes	Target met. No further action is required.	100.00%	100.00%
8B	Percentage of toddlers for whom the LEA and SEA were notified of potential Part B eligibility at least 90 days prior to the third birthday. COMAR 13A.13.01.09	100.00%	100.00%	Yes	Target met. No further action is required.	100.00%	100.00%
8C	Percentage of children for whom the transition conference was held 90 days, and not more than nine months, prior to the toddler's third birthday. COMAR 13A.13.01.09	100.00%	100.00%	Yes	Target met. No further action is required.	100.00%	100.00%
Correction of Noncompliance	Correction of Noncompliance COMAR 13A.13.02.04	100.00%	100.00%	Yes	Target met. No further action is required.	100.00%	100.00%
Timely and Valid Data	Timely and Valid Data	100.00%	100.00%	Yes	Target met. No further action is required.	100.00%	100.00%
Number of Complaints Filed	Number of Complaints Filed	0.00	0.00	Yes	Target met. No further action is required.	0.00	0.00
Number of Complaints Identified with Violations	Number of Complaints Identified with Violations	0.00	0.00	Yes	Target met. No further action is required.	0.00	-
Percent of Findings from Complaints Corrected in a Timely Manner	Number of Findings from Complaints Corrected in a Timely Manner	100.00%	100.00%	Yes	Target met. No further action is required.	-	-
Number of Due Process Hearings Filed	Number of Due Process Hearings Filed	0.00	0.00	Yes	Target met. No further action is required.	0.00	0.00
Number of Due Process Hearings Identified with Violations	Number of Due Process Hearings Identified with Violations	0.00	0.00	Yes	Target met. No further action is required.	0.00	-
Fiscal Accountability: Number of Findings Identified	Fiscal Accountability: Number of Findings Identified	0.00	0.00	Yes	Target met. No further action is required.	0.00	0.00

June 14, 2024

Dr. David T. Sovine
Superintendent
Washington County Public Schools
10435 Downsville Pike
Hagerstown, MD 21740

Dear Dr. Sovine:

The Maryland State Department of Education (MSDE), Division of Early Intervention and Special Education Services (DEI/SES) is required by the United States Department of Education (USDE), Office of Special Education Programs (OSEP) to make determinations annually regarding the performance of each Local Infants and Toddlers Program (LITP) using one of the following four determination categories: "Meets Requirements," "Needs Assistance," "Needs Intervention," or "Needs Substantial Intervention" [34 CFR §§303.700 and 300.703]. The MSDE, DEI/SES uses a results-based rubric for given indicators to evaluate each local Infants and Toddlers Program's performance in meeting the State's identified targets. For Federal Fiscal Year (FFY) 2022 determinations, the Washington County Infants and Toddlers Program has achieved the determination status of **Meets Requirements**.

Attached please find supporting documents:

- *FFY 2022 Determination Overview* (identifies the Part C Indicators used to assign a local determination on page 1 – please note that fiscal and complaints/due process hearing data continues to be used);
- *FFY 2022 Local Determination Scoring Criteria* (provides a six-year graduated results-driven accountability plan used to make a local determination by year);
- *FFY 2022 Annual Report Card on SPP/APR Part C Indicators* (provides a three-year local data analysis and required actions); and
- *DEI/SES Differentiated Framework: Tiers of Supervision and Support* (provides the framework used by the DEI/SES to guide the level of monitoring and corresponding level of performance support provided to LITPs).

To implement a results-driven accountability system, we continue to focus on the three child outcome indicators. In 2020, a revised baseline was proposed to the USDE and new targets were established. Please see the attached *Part C Child Outcomes Baselines and Targets for Local Determinations* document. The DEI/SES has developed one set of baselines and targets that are inclusive of both children who receive services from birth to three and children who receive services through an Extended Individualized Family Service Plan. The decision to examine child outcomes as one group independent of age was unanimously supported by LITP Directors and Preschool Coordinators through a stakeholder discussion held in 2014. Please note the attached revised baseline and targets for local determinations of Maryland's LITPs will not be included in Maryland's Annual Performance Report to OSEP. For federal reporting, OSEP requested that Maryland report child outcomes data for children birth to three years separately from child outcomes data for children older than three so that comparisons could be made with other states that are not serving children through an IFSP after age three.

The shift to a more balanced accountability approach does not relieve the DEI/SES from ensuring compliance, correction of identified noncompliance, and the receipt of timely and accurate data. As a result of the accountability shift to an increased emphasis on results, an LITP's determination status may be impacted in the future. To support Maryland's commitment to narrow the opportunity and achievement gaps for infants, toddlers, and young children with disabilities and their families, the implementation of the *DEI/SES Strategic Plan: Moving Maryland Forward* provides a statewide differentiated framework for general supervision and performance support. Based upon comprehensive data analysis (including the SPP/APR local determination status), the Washington County Infants and Toddlers Program has been assigned the **Universal** tier for the delivery of the DEI/SES technical assistance model for results. Please see the *DEI/SES Differentiated Framework: Tiers of Supervision* for more information.

LITPs are strongly encouraged to work closely with their Local Interagency Coordinating Council and Family Support Centers to perform an analysis of local data and infrastructure. The analysis should guide the development of strategies for data-informed decision-making, increased parent partnerships, strategic collaboration, and the use of evidence-based practices to improve the results for infants, toddlers, and young children with disabilities and their families. As we continue this shift in focus to results-driven accountability, the MSDE, DEI/SES will provide State and local professional learning opportunities.

Thank you for your hard work and commitment to excellence, equity, and efficiency. The MSDE is committed to supporting the efforts of the Washington County Infants and Toddlers Program to improve results for infants, toddlers, and preschool-age children with disabilities and their families. If you have any questions or wish to request technical assistance, please do not hesitate to call me at 410-767-0238.

Sincerely,



Antoine L. Hickman, Ed.D.
Assistant State Superintendent
Division of Early Intervention and Special Education Services

Attachments

c: Dr. Carey M. Wright, State Superintendent of Schools
Dr. Deann Collins, Deputy State Superintendent
Dr. Melissa Brunson, Director of Special Education
Andrea Semler, Birth-Kindergarten Coordinator
MSDE DEI/SES Branch/Section Chiefs

Washington County

Annual Data on Part C State Performance Plan (SPP) Priority Indicators
for the Period July 1, 2022 – June 30, 2023 (FFY 2022)

Part C Annual SPP Performance Report								
SPP/APR Indicators ■ Results Indicator ■ Compliance Indicator			FFY 2022 (SFY 2023)			Action Required	Previous Results	
			State Target	Local Results	Target Met		FFY 2021	FFY 2020
2	Infants and Toddlers with IFSPs who receive services in natural environments. COMAR 13A.13.01.07		96.50%	100.00%	Yes	Target met. No further action is required.	100.00%	100.00%
2 Ext IFSP	Infants and Toddlers with IFSPs who receive services in natural environments. COMAR 13A.13.01.07		96.50%	100.00%	Yes	Target met. No further action is required.	100.00%	100.00%
3A	Birth - 4 Outcomes: Use of social – emotional skills COMAR 13A.13.01.08	SS1 – Social Emotional	59.96%	60.20%	Yes	Target met. No further action is required.	52.98%	37.63%
		SS2 – Social Emotional	42.33%	51.40%	Yes	Target met. No further action is required.	34.68%	26.42%
3B	Birth - 4 Outcomes: Use of knowledge COMAR 13A.13.01.08	SS1 – Knowledge & Skills	62.53%	63.73%	Yes	Target met. No further action is required.	54.55%	50.00%
		SS2 – Knowledge & Skills	38.71%	48.60%	Yes	Target met. No further action is required.	28.90%	22.64%
3C	Birth - 4 Outcomes: Use of appropriate behaviors. COMAR 13A.13.01.08	SS1 – Behavior to Meet Needs	62.16%	63.00%	Yes	Target met. No further action is required.	52.10%	42.86%
		SS2 – Behavior to Meet Needs	39.63%	53.27%	Yes	Target met. No further action is required.	28.32%	23.58%
4A	Families who report EIS helped them know their rights. 20 U.S.C. 1416a(3)(A) and 1442		95.00%	97.83%	Yes	Target met. No further action is required.	98.65%	98.53%
4B	Families who report EIS helped them communicate their child's needs. 20 U.S.C. 1416a(3)(A) and 1442		95.00%	97.78%	Yes	Target met. No further action is required.	95.83%	98.51%
4 Response Rate	Family Survey Response Rate		30.50%	53.10%	Yes	Target met. No action is required.	49.40%	35.00%
4C	Families who report EIS helped them help their children develop and learn. 20 U.S.C. 1416a(3)(A) and 1442		95.00%	97.83%	Yes	Target met. No further action is required.	95.89%	97.06%
5	Children birth to one served as a percentage of the population birth to one. COMAR 13A.13.02.04		1.59%	1.21%	No	Target not met. An Improvement Plan is required.	0.61%	1.15%

6	Children birth to three served as a percentage of the population birth to 3 COMAR 13A.13.02.04	3.75%	2.80%	No	Target not met. An Improvement Plan is required.	2.56%	2.42%
1	Timely Delivery of IFSP Services COMAR 13A.13.01.07	100.00%	100.00%	Yes	Target met. No further action is required.	100.00%	100.00%
7	Percentage of toddlers for whom the evaluation and the initial IFSP was within 45 days from the date of referral COMAR 13A.13.01.07	100.00%	100.00%	Yes	Target met. No further action is required.	100.00%	100.00%
8A	Percentage of toddlers exiting Part C for whom transition steps and services were added to the IFSP at least 90 days, and not more than nine months, prior to the toddler's third birthday. COMAR 13A.13.01.09	100.00%	100.00%	Yes	Target met. No further action is required.	100.00%	100.00%
8B	Percentage of toddlers for whom the LEA and SEA were notified of potential Part B eligibility at least 90 days prior to the third birthday. COMAR 13A.13.01.09	100.00%	100.00%	Yes	Target met. No further action is required.	100.00%	100.00%
8C	Percentage of children for whom the transition conference was held 90 days, and not more than nine months, prior to the toddler's third birthday. COMAR 13A.13.01.09	100.00%	100.00%	Yes	Target met. No further action is required.	100.00%	98.28%
Correction of Noncompliance	Correction of Noncompliance COMAR 13A.13.02.04	100.00%	100.00%	Yes	Target met. No further action is required.	100.00%	100.00%
Timely and Valid Data	Timely and Valid Data	100.00%	100.00%	Yes	Target met. No further action is required.	100.00%	100.00%
Number of Complaints Filed	Number of Complaints Filed	0.00	0.00	Yes	Target met. No further action is required.	0.00	0.00
Number of Complaints Identified with Violations	Number of Complaints Identified with Violations	0.00	0.00	Yes	Target met. No further action is required.	0.00	-
Percent of Findings from Complaints Corrected in a Timely Manner	Number of Findings from Complaints Corrected in a Timely Manner	100.00%	100.00%	Yes	Target met. No further action is required.	-	-
Number of Due Process Hearings Filed	Number of Due Process Hearings Filed	0.00	0.00	Yes	Target met. No further action is required.	0.00	0.00
Number of Due Process Hearings Identified with Violations	Number of Due Process Hearings Identified with Violations	0.00	0.00	Yes	Target met. No further action is required.	0.00	-
Fiscal Accountability: Number of Findings Identified	Fiscal Accountability: Number of Findings Identified	0.00	0.00	Yes	Target met. No further action is required.	0.00	0.00

June 14, 2024

Dr. Micah C. Stauffer
Superintendent
Wicomico County Board of Education
P. O. Box 1538
Salisbury, MD 21841

Dear Dr. Stauffer:

The Maryland State Department of Education (MSDE), Division of Early Intervention and Special Education Services (DEI/SES) is required by the United States Department of Education (USDE), Office of Special Education Programs (OSEP) to make determinations annually regarding the performance of each Local Infants and Toddlers Program (LITP) using one of the following four determination categories: “Meets Requirements,” “Needs Assistance,” “Needs Intervention,” or “Needs Substantial Intervention” [34 CFR §§303.700 and 300.703]. The MSDE, DEI/SES uses a results-based rubric for given indicators to evaluate each local Infants and Toddlers Program’s performance in meeting the State’s identified targets. For Federal Fiscal Year (FFY) 2022 determinations, the Wicomico County Infants and Toddlers Program has achieved the determination status of **Meets Requirements**.

Attached please find supporting documents:

- *FFY 2022 Determination Overview* (identifies the Part C Indicators used to assign a local determination on page 1 – please note that fiscal and complaints/due process hearing data continues to be used);
- *FFY 2022 Local Determination Scoring Criteria* (provides a six-year graduated results-driven accountability plan used to make a local determination by year);
- *FFY 2022 Annual Report Card on SPP/APR Part C Indicators* (provides a three-year local data analysis and required actions); and
- *DEI/SES Differentiated Framework: Tiers of Supervision and Support* (provides the framework used by the DEI/SES to guide the level of monitoring and corresponding level of performance support provided to LITPs).

To implement a results-driven accountability system, we continue to focus on the three child outcome indicators. In 2020, a revised baseline was proposed to the USDE and new targets were established. Please see the attached *Part C Child Outcomes Baselines and Targets for Local Determinations* document. The DEI/SES has developed one set of baselines and targets that are inclusive of both children who receive services from birth to three and children who receive services through an Extended Individualized Family Service Plan. The decision to examine child outcomes as one group independent of age was unanimously supported by LITP Directors and Preschool Coordinators through a stakeholder discussion held in 2014. Please note the attached revised baseline and targets for local determinations of Maryland’s LITPs will not be included in Maryland’s Annual Performance Report to OSEP. For federal reporting, OSEP requested that Maryland report child outcomes data for children birth to three years separately from child outcomes data for children older than three so that comparisons could be made with other states that are not serving children through an IFSP after age three.

The shift to a more balanced accountability approach does not relieve the DEI/SES from ensuring compliance, correction of identified noncompliance, and the receipt of timely and accurate data. As a result of the accountability shift to an increased emphasis on results, an LITP's determination status may be impacted in the future. To support Maryland's commitment to narrow the opportunity and achievement gaps for infants, toddlers, and young children with disabilities and their families, the implementation of the *DEI/SES Strategic Plan: Moving Maryland Forward* provides a statewide differentiated framework for general supervision and performance support. Based upon comprehensive data analysis (including the SPP/APR local determination status), the Wicomico County Infants and Toddlers Program has been assigned the **Universal** tier for the delivery of the DEI/SES technical assistance model for results. Please see the *DEI/SES Differentiated Framework: Tiers of Supervision* for more information.

LITPs are strongly encouraged to work closely with their Local Interagency Coordinating Council and Family Support Centers to perform an analysis of local data and infrastructure. The analysis should guide the development of strategies for data-informed decision-making, increased parent partnerships, strategic collaboration, and the use of evidence-based practices to improve the results for infants, toddlers, and young children with disabilities and their families. As we continue this shift in focus to results-driven accountability, the MSDE, DEI/SES will provide State and local professional learning opportunities.

Thank you for your hard work and commitment to excellence, equity, and efficiency. The MSDE is committed to supporting the efforts of the Wicomico County Infants and Toddlers Program to improve results for infants, toddlers, and preschool-age children with disabilities and their families. If you have any questions or wish to request technical assistance, please do not hesitate to call me at 410-767-0238.

Sincerely,



Antoine L. Hickman, Ed.D.
Assistant State Superintendent
Division of Early Intervention and Special Education Services

Attachments

c: Dr. Carey M. Wright, State Superintendent of Schools
Dr. Deann Collins, Deputy State Superintendent
Kevin Smith, Director of Special Education
Patricia Adkins, Program Supervisor, Infants and Toddlers Program
MSDE DEI/SES Branch/Section Chiefs

Wicomico County

Annual Data on Part C State Performance Plan (SPP) Priority Indicators
for the Period July 1, 2022 – June 30, 2023 (FFY 2022)

Part C Annual SPP Performance Report								
SPP/APR Indicators ■ Results Indicator ■ Compliance Indicator			FFY 2022 (SFY 2023)			Action Required	Previous Results	
			State Target	Local Results	Target Met		FFY 2021	FFY 2020
2	Infants and Toddlers with IFSPs who receive services in natural environments. COMAR 13A.13.01.07		96.50%	100.00%	Yes	Target met. No further action is required.	100.00%	100.00%
2 Ext IFSP	Infants and Toddlers with IFSPs who receive services in natural environments. COMAR 13A.13.01.07		96.50%	100.00%	Yes	Target met. No further action is required.	100.00%	100.00%
3A	Birth - 4 Outcomes: Use of social – emotional skills COMAR 13A.13.01.08	SS1 – Social Emotional	59.96%	47.50%	No	Target not met. An Improvement Plan is required.	59.68%	46.00%
		SS2 – Social Emotional	42.33%	36.00%	No	Target not met. An Improvement Plan is required.	45.07%	47.83%
3B	Birth - 4 Outcomes: Use of knowledge COMAR 13A.13.01.08	SS1 – Knowledge & Skills	62.53%	59.09%	No	Target not met. An Improvement Plan is required.	65.63%	48.15%
		SS2– Knowledge & Skills	38.71%	42.00%	Yes	Target met. No further action is required.	45.07%	44.93%
3C	Birth - 4 Outcomes: Use of appropriate behaviors. COMAR 13A.13.01.08	SS1 – Behavior to Meet Needs	62.16%	47.62%	No	Target not met. An Improvement Plan is required.	64.71%	46.15%
		SS2 – Behavior to Meet Needs	39.63%	36.00%	No	Target not met. An Improvement Plan is required.	45.07%	50.72%
4A	Families who report EIS helped them know their rights. 20 U.S.C. 1416a(3)(A) and 1442		95.00%	98.22%	Yes	Target met. No further action is required.	100.00%	98.32%
4B	Families who report EIS helped them communicate their child's needs. 20 U.S.C. 1416a(3)(A) and 1442		95.00%	97.08%	Yes	Target met. No further action is required.	100.00%	99.16%
4 Response Rate	Family Survey Response Rate		30.50%	94.00%	Yes	Target met. No action is required.	97.40%	100.00%
4C	Families who report EIS helped them help their children develop and learn. 20 U.S.C. 1416a(3)(A) and 1442		95.00%	97.55%	Yes	Target met. No further action is required.	98.52%	99.14%

5	Children birth to one served as a percentage of the population birth to one. COMAR 13A.13.02.04	1.59%	3.84%	Yes	Target met. No further action is required.	1.92%	1.52%
6	Children birth to three served as a percentage of the population birth to 3 COMAR 13A.13.02.04	3.75%	3.80%	Yes	Target met. No further action is required.	2.46%	2.46%
1	Timely Delivery of IFSP Services COMAR 13A.13.01.07	100.00%	100.00%	Yes	Target met. No further action is required.	100.00%	100.00%
7	Percentage of toddlers for whom the evaluation and the initial IFSP was within 45 days from the date of referral COMAR 13A.13.01.07	100.00%	100.00%	Yes	Target met. No further action is required.	100.00%	100.00%
8A	Percentage of toddlers exiting Part C for whom transition steps and services were added to the IFSP at least 90 days, and not more than nine months, prior to the toddler's third birthday. COMAR 13A.13.01.09	100.00%	100.00%	Yes	Target met. No further action is required.	100.00%	95.45%
8B	Percentage of toddlers for whom the LEA and SEA were notified of potential Part B eligibility at least 90 days prior to the third birthday. COMAR 13A.13.01.09	100.00%	100.00%	Yes	Target met. No further action is required.	100.00%	100.00%
8C	Percentage of children for whom the transition conference was held 90 days, and not more than nine months, prior to the toddler's third birthday. COMAR 13A.13.01.09	100.00%	100.00%	Yes	Target met. No further action is required.	100.00%	95.45%
Correction of Noncompliance	Correction of Noncompliance COMAR 13A.13.02.04	100.00%	100.00%	Yes	Target met. No further action is required.	100.00%	100.00%
Timely and Valid Data	Timely and Valid Data	100.00%	100.00%	Yes	Target met. No further action is required.	100.00%	100.00%
Number of Complaints Filed	Number of Complaints Filed	0.00	0.00	Yes	Target met. No further action is required.	0.00	0.00
Number of Complaints Identified with Violations	Number of Complaints Identified with Violations	0.00	0.00	Yes	Target met. No further action is required.	0.00	-
Percent of Findings from Complaints Corrected in a Timely Manner	Number of Findings from Complaints Corrected in a Timely Manner	100.00%	100.00%	Yes	Target met. No further action is required.	-	-
Number of Due Process Hearings Filed	Number of Due Process Hearings Filed	0.00	0.00	Yes	Target met. No further action is required.	0.00	0.00
Number of Due Process Hearings Identified with Violations	Number of Due Process Hearings Identified with Violations	0.00	0.00	Yes	Target met. No further action is required.	0.00	-
Fiscal Accountability: Number of Findings Identified	Fiscal Accountability: Number of Findings Identified	0.00	0.00	Yes	Target met. No further action is required.	0.00	0.00

June 14, 2024

Mr. Louis Taylor
Superintendent
Worcester County Public Schools
6270 Worcester Highway
Newark, MD 21841

Dear Mr. Taylor:

The Maryland State Department of Education (MSDE), Division of Early Intervention and Special Education Services (DEI/SES) is required by the United States Department of Education (USDE), Office of Special Education Programs (OSEP) to make determinations annually regarding the performance of each Local Infants and Toddlers Program (LITP) using one of the following four determination categories: “Meets Requirements,” “Needs Assistance,” “Needs Intervention,” or “Needs Substantial Intervention” [34 CFR §§303.700 and 300.703]. The MSDE, DEI/SES uses a results-based rubric for given indicators to evaluate each local Infants and Toddlers Program’s performance in meeting the State’s identified targets. For Federal Fiscal Year (FFY) 2022 determinations, the Worcester County Infants and Toddlers Program has achieved the determination status of **Meets Requirements**.

Attached please find supporting documents:

- *FFY 2022 Determination Overview* (identifies the Part C Indicators used to assign a local determination on page 1 – please note that fiscal and complaints/due process hearing data continues to be used);
- *FFY 2022 Local Determination Scoring Criteria* (provides a six-year graduated results-driven accountability plan used to make a local determination by year);
- *FFY 2022 Annual Report Card on SPP/APR Part C Indicators* (provides a three-year local data analysis and required actions); and
- *DEI/SES Differentiated Framework: Tiers of Supervision and Support* (provides the framework used by the DEI/SES to guide the level of monitoring and corresponding level of performance support provided to LITPs).

To implement a results-driven accountability system, we continue to focus on the three child outcome indicators. In 2020, a revised baseline was proposed to the USDE and new targets were established. Please see the attached *Part C Child Outcomes Baselines and Targets for Local Determinations* document. The DEI/SES has developed one set of baselines and targets that are inclusive of both children who receive services from birth to three and children who receive services through an Extended Individualized Family Service Plan. The decision to examine child outcomes as one group independent of age was unanimously supported by LITP Directors and Preschool Coordinators through a stakeholder discussion held in 2014. Please note the attached revised baseline and targets for local determinations of Maryland’s LITPs will not be included in Maryland’s Annual Performance Report to OSEP. For federal reporting, OSEP requested that Maryland report child outcomes data for children birth to three years separately from child outcomes data for children older than three so that comparisons could be made with other states that are not serving children through an IFSP after age three.

The shift to a more balanced accountability approach does not relieve the DEI/SES from ensuring compliance, correction of identified noncompliance, and the receipt of timely and accurate data. As a result of the accountability shift to an increased emphasis on results, an LITP's determination status may be impacted in the future. To support Maryland's commitment to narrow the opportunity and achievement gaps for infants, toddlers, and young children with disabilities and their families, the implementation of the *DEI/SES Strategic Plan: Moving Maryland Forward* provides a statewide differentiated framework for general supervision and performance support. Based upon comprehensive data analysis (including the SPP/APR local determination status), the Worcester County Infants and Toddlers Program has been assigned the **Universal** tier for the delivery of the DEI/SES technical assistance model for results. Please see the *DEI/SES Differentiated Framework: Tiers of Supervision* for more information.

LITPs are strongly encouraged to work closely with their Local Interagency Coordinating Council and Family Support Centers to perform an analysis of local data and infrastructure. The analysis should guide the development of strategies for data-informed decision-making, increased parent partnerships, strategic collaboration, and the use of evidence-based practices to improve the results for infants, toddlers, and young children with disabilities and their families. As we continue this shift in focus to results-driven accountability, the MSDE, DEI/SES will provide State and local professional learning opportunities.

Thank you for your hard work and commitment to excellence, equity, and efficiency. The MSDE is committed to supporting the efforts of the Worcester County Infants and Toddlers Program to improve results for infants, toddlers, and preschool-age children with disabilities and their families. If you have any questions or wish to request technical assistance, please do not hesitate to call me at 410-767-0238.

Sincerely,



Antoine L. Hickman, Ed.D.
Assistant State Superintendent
Division of Early Intervention and Special Education Services

Attachments

c: Dr. Carey M. Wright, State Superintendent of Schools
Dr. Deann Collins, Deputy State Superintendent
Windy Phillips, Supervisor of Special Education
Bess Cropper, Child Find/Infants and Toddlers Facilitator
MSDE DEI/SES Branch/Section Chiefs

Worcester County
**Annual Data on Part C State Performance Plan (SPP) Priority Indicators
 for the Period July 1, 2022 – June 30, 2023 (FFY 2022)**

Part C Annual SPP Performance Report								
SPP/APR Indicators <div> Results Indicator Compliance Indicator </div>			FFY 2022 (SFY 2023)			Action Required	Previous Results	
			State Target	Local Results	Target Met		FFY 2021	FFY 2020
2	Infants and Toddlers with IFSPs who receive services in natural environments. COMAR 13A.13.01.07		96.50%	100.00%	Yes	Target met. No further action is required.	100.00%	100.00%
2 Ext IFSP	Infants and Toddlers with IFSPs who receive services in natural environments. COMAR 13A.13.01.07		96.50%	100.00%	Yes	Target met. No further action is required.	100.00%	100.00%
3A	Birth - 4 Outcomes: Use of social – emotional skills COMAR 13A.13.01.08	SS1 – Social Emotional	59.96%	88.46%	Yes	Target met. No further action is required.	74.36%	44.44%
		SS2 – Social Emotional	42.33%	69.23%	Yes	Target met. No further action is required.	55.32%	32.50%
3B	Birth - 4 Outcomes: Use of knowledge COMAR 13A.13.01.08	SS1 – Knowledge & Skills	62.53%	92.31%	Yes	Target met. No further action is required.	71.11%	43.24%
		SS2 – Knowledge & Skills	38.71%	57.69%	Yes	Target met. No further action is required.	44.68%	22.50%
3C	Birth - 4 Outcomes: Use of appropriate behaviors. COMAR 13A.13.01.08	SS1 – Behavior to Meet Needs	62.16%	88.46%	Yes	Target met. No further action is required.	68.89%	40.00%
		SS2 – Behavior to Meet Needs	39.63%	57.69%	Yes	Target met. No further action is required.	48.94%	12.50%
4A	Families who report EIS helped them know their rights. 20 U.S.C. 1416a(3)(A) and 1442		95.00%	100.00%	Yes	Target met. No further action is required.	100.00%	100.00%
4B	Families who report EIS helped them communicate their child's needs. 20 U.S.C. 1416a(3)(A) and 1442		95.00%	100.00%	Yes	Target met. No further action is required.	96.15%	100.00%
4 Response Rate	Family Survey Response Rate		30.50%	27.50%	No	Target not met. An Improvement Plan is required.	49.10%	22.00%
4C	Families who report EIS helped them help their children develop and learn. 20 U.S.C. 1416a(3)(A) and 1442		95.00%	96.00%	Yes	Target met. No further action is required.	96.15%	100.00%
5	Children birth to one served as a percentage of the population birth to one. COMAR 13A.13.02.04		1.59%	1.95%	Yes	Target met. No further action is required.	2.20%	1.71%

6	Children birth to three served as a percentage of the population birth to 3 COMAR 13A.13.02.04	3.75%	4.97%	Yes	Target met. No further action is required.	4.41%	3.13%
1	Timely Delivery of IFSP Services COMAR 13A.13.01.07	100.00%	100.00%	Yes	Target met. No further action is required.	100.00%	98.72%
7	Percentage of toddlers for whom the evaluation and the initial IFSP was within 45 days from the date of referral COMAR 13A.13.01.07	100.00%	100.00%	Yes	Target met. No further action is required.	100.00%	100.00%
8A	Percentage of toddlers exiting Part C for whom transition steps and services were added to the IFSP at least 90 days, and not more than nine months, prior to the toddler's third birthday. COMAR 13A.13.01.09	100.00%	100.00%	Yes	Target met. No further action is required.	100.00%	100.00%
8B	Percentage of toddlers for whom the LEA and SEA were notified of potential Part B eligibility at least 90 days prior to the third birthday. COMAR 13A.13.01.09	100.00%	100.00%	Yes	Target met. No further action is required.	100.00%	100.00%
8C	Percentage of children for whom the transition conference was held 90 days, and not more than nine months, prior to the toddler's third birthday. COMAR 13A.13.01.09	100.00%	100.00%	Yes	Target met. No further action is required.	100.00%	100.00%
Correction of Noncompliance	Correction of Noncompliance COMAR 13A.13.02.04	100.00%	100.00%	Yes	Target met. No further action is required.	100.00%	100.00%
Timely and Valid Data	Timely and Valid Data	100.00%	100.00%	Yes	Target met. No further action is required.	100.00%	100.00%
Number of Complaints Filed	Number of Complaints Filed	0.00	0.00	Yes	Target met. No further action is required.	0.00	0.00
Number of Complaints Identified with Violations	Number of Complaints Identified with Violations	0.00	0.00	Yes	Target met. No further action is required.	0.00	-
Percent of Findings from Complaints Corrected in a Timely Manner	Number of Findings from Complaints Corrected in a Timely Manner	100.00%	100.00%	Yes	Target met. No further action is required.	-	-
Number of Due Process Hearings Filed	Number of Due Process Hearings Filed	0.00	0.00	Yes	Target met. No further action is required.	0.00	0.00
Number of Due Process Hearings Identified with Violations	Number of Due Process Hearings Identified with Violations	0.00	0.00	Yes	Target met. No further action is required.	0.00	-
Fiscal Accountability: Number of Findings Identified	Fiscal Accountability: Number of Findings Identified	0.00	0.00	Yes	Target met. No further action is required.	0.00	0.00

June 14, 2024

Dr. Ihuoma Emenuga
Commissioner of Health
Baltimore City Health Department
Baltimore, MD 21202

Dear Dr. Emenuga:

The Maryland State Department of Education (MSDE), Division of Early Intervention and Special Education Services (DEI/SES) is required by the United States Department of Education (USDE), Office of Special Education Programs (OSEP) to make determinations annually regarding the performance of each Local Infants and Toddlers Program (LITP) using one of the following four determination categories: "Meets Requirements," "Needs Assistance," "Needs Intervention," or "Needs Substantial Intervention" [34 CFR §§303.700 and 300.703]. The MSDE, DEI/SES uses a results-based rubric for given indicators to evaluate each local Infants and Toddlers Program's performance in meeting the State's identified targets. For Federal Fiscal Year (FFY) 2022 determinations, the Baltimore City Infants and Toddlers Program has achieved the determination status of **Needs Intervention**.

Attached please find supporting documents:

- *FFY 2022 Determination Overview* (identifies the Part C Indicators used to assign a local determination on page 1 – please note that fiscal and complaints/due process hearing data continues to be used);
- *FFY 2022 Local Determination Scoring Criteria* (provides a six-year graduated results-driven accountability plan used to make a local determination by year);
- *FY 2022 Annual Report Card on SPP/APR Part C Indicators* (provides a three-year local data analysis and required actions); and
- *DEI/SES Differentiated Framework: Tiers of Supervision and Support* (provides the framework used by the DEI/SES to guide the level of monitoring and corresponding level of performance support provided to LITPs).


To implement a results-driven accountability system, we continue to focus on the three child outcome indicators. In 2020, a revised baseline was proposed to the USDE and new targets were established. Please see the attached *Part C Child Outcomes Baselines and Targets for Local Determinations* document. The DEI/SES has developed one set of baselines and targets that are inclusive of both children who receive services from birth to three and children who receive services through an Extended Individualized Family Service Plan. The decision to examine child outcomes as one group independent of age was unanimously supported by LITP Directors and Preschool Coordinators through a stakeholder discussion held in 2014. Please note the attached revised baseline and targets for local determinations of Maryland's LITPs will not be included in Maryland's Annual Performance Report to OSEP. For federal reporting, OSEP requested that Maryland report child outcomes data for children birth to three years separately from child outcomes data for children older than three so that comparisons could be made with other states that are not serving children through an IFSP after age three.

The shift to a more balanced accountability approach does not relieve the DEI/SES from ensuring compliance, correction of identified noncompliance, and the receipt of timely and accurate data. As a result of the accountability shift to an increased emphasis on results, an LITP's determination status may be impacted in the future. To support Maryland's commitment to narrow the opportunity and achievement gaps for infants, toddlers, and young children with disabilities and their families, the implementation of the *DEI/SES Strategic Plan: Moving Maryland Forward* provides a statewide differentiated framework for general supervision and performance support. Based upon comprehensive data analysis (including the SPP/APR local determination status), the Baltimore City Infants and Toddlers Program has been assigned the **Focused** tier for the delivery of the DEI/SES technical assistance model for results. Please see the *DEI/SES Differentiated Framework: Tiers of Supervision* for more information.

LITPs are strongly encouraged to work closely with their Local Interagency Coordinating Council and Family Support Centers to perform an analysis of local data and infrastructure. The analysis should guide the development of strategies for data-informed decision-making, increased parent partnerships, strategic collaboration, and the use of evidence-based practices to improve the results for infants, toddlers, and young children with disabilities and their families. As we continue this shift in focus to results-driven accountability, the MSDE, DEI/SES will provide State and local professional learning opportunities.

Thank you for your hard work and commitment to excellence, equity, and efficiency. The MSDE is committed to supporting the efforts of the Baltimore City Infants and Toddlers Program to improve results for infants, toddlers, and preschool-age children with disabilities and their families. If you have any questions or wish to request technical assistance, please do not hesitate to call me at 410-767-0238.

Sincerely,



Antoine L. Hickman, Ed.D.
Assistant State Superintendent
Division of Early Intervention and Special Education Services

Attachments

- c: Dr. Carey M. Wright, State Superintendent of Schools
Dr. Deann Collins, Deputy State Superintendent
Denise Parker-Shields, Interim Director
Denise Mabry, Director of Compliance & Due Process
Erika Dorsey-Ball, Manager-Special Education
MSDE DEI/SES Branch/Section Chiefs

Baltimore City
**Annual Data on Part C State Performance Plan (SPP) Priority Indicators
 for the Period July 1, 2022 – June 30, 2023 (FFY 2022)**

Part C Annual SPP Performance Report								
SPP/APR Indicators <div> <div></div> Results Indicator <div></div> Compliance Indicator </div>			FFY 2022 (SFY 2023)			Action Required	Previous Results	
			State Target	Local Results	Target Met		FFY 2021	FFY 2020
2	Infants and Toddlers with IFSPs who receive services in natural environments. COMAR 13A.13.01.07		96.50%	99.62%	Yes	Target met. No further action is required.	99.68%	99.69%
2 Ext IFSP	Infants and Toddlers with IFSPs who receive services in natural environments. COMAR 13A.13.01.07		96.50%	98.85%	Yes	Target met. No further action is required.	100.00%	98.49%
3A	Birth - 4 Outcomes: Use of social – emotional skills COMAR 13A.13.01.08	SS1 – Social Emotional	59.96%	40.32%	No	Target not met. An Improvement Plan is required.	32.67%	41.73%
		SS2 – Social Emotional	42.33%	35.00%	No	Target not met. An Improvement Plan is required.	47.40%	51.58%
3B	Birth - 4 Outcomes: Use of knowledge COMAR 13A.13.01.08	SS1 – Knowledge & Skills	62.53%	46.48%	No	Target not met. An Improvement Plan is required.	33.59%	40.33%
		SS2– Knowledge & Skills	38.71%	21.25%	No	Target not met. An Improvement Plan is required.	31.82%	29.86%
3C	Birth - 4 Outcomes: Use of appropriate behaviors. COMAR 13A.13.01.08	SS1 – Behavior to Meet Needs	62.16%	50.72%	No	Target not met. An Improvement Plan is required.	41.41%	35.63%
		SS2 – Behavior to Meet Needs	39.63%	36.25%	No	Target not met. An Improvement Plan is required.	36.36%	37.56%
4A	Families who report EIS helped them know their rights. 20 U.S.C. 1416a(3)(A) and 1442		95.00%	93.33%	No	Target not met. An Improvement Plan is required.	88.63%	98.97%
4B	Families who report EIS helped them communicate their child's needs. 20 U.S.C. 1416a(3)(A) and 1442		95.00%	94.13%	No	Target not met. An Improvement Plan is required.	90.20%	98.45%
4 Response Rate	Family Survey Response Rate		30.50%	32.90%	Yes	Target met. No action is required.	28.00%	20.00%
4C	Families who report EIS helped them help their children develop and learn. 20 U.S.C. 1416a(3)(A) and 1442		95.00%	94.09%	No	Target not met. An Improvement Plan is required.	93.70%	99.48%
5	Children birth to one served as a percentage of the population birth to one. COMAR 13A.13.02.04		1.59%	0.98%	No	Target not met. An Improvement Plan is required.	0.78%	0.90%
6	Children birth to three served as a percentage of the population birth to 3 COMAR 13A.13.02.04		3.75%	3.62%	No	Target not met. An Improvement Plan is required.	2.89%	3.00%
1	Timely Delivery of IFSP Services COMAR 13A.13.01.07		100.00%	91.78%	No	Target not met. An Improvement Plan is required.	94.61%	96.16%
7	Percentage of toddlers for whom the evaluation and the initial IFSP was within 45 days from the date of referral COMAR 13A.13.01.07		100.00%	73.59%	No	Target not met. An Improvement Plan is required.	91.57%	92.93%
8A	Percentage of toddlers exiting Part C for whom transition steps and services were added to the IFSP at least 90 days, and not more than nine months, prior to the toddler's third birthday. COMAR 13A.13.01.09		100.00%	95.32%	No	Target not met. An Improvement Plan is required.	98.14%	99.66%

8B	Percentage of toddlers for whom the LEA and SEA were notified of potential Part B eligibility at least 90 days prior to the third birthday. COMAR 13A.13.01.09	100.00%	100.00%	Yes	Target met. No further action is required.	100.00%	100.00%
8C	Percentage of children for whom the transition conference was held 90 days, and not more than nine months, prior to the toddler's third birthday. COMAR 13A.13.01.09	100.00%	94.38%	No	Target not met. An Improvement Plan is required.	98.41%	99.29%
Correction of Noncompliance	Correction of Noncompliance COMAR 13A.13.02.04	100.00%	100.00%	Yes	Target met. No further action is required.	100.00%	100.00%
Timely and Valid Data	Timely and Valid Data	100.00%	100.00%	Yes	Target met. No further action is required.	100.00%	100.00%
Number of Complaints Filed	Number of Complaints Filed	0.00	1.00	No	N/A	0.00	0.00
Number of Complaints Identified with Violations	Number of Complaints Identified with Violations	0.00	1.00	No	Please work with Dispute Resolution staff to ensure any identified noncompliance is corrected as soon as possible but in no case later than one year from notification of findings.	0.00	-
Percent of Findings from Complaints Corrected in a Timely Manner	Number of Findings from Complaints Corrected in a Timely Manner	100.00%	100.00%	Yes	Target met. No further action is required.	-	-
Number of Due Process Hearings Filed	Number of Due Process Hearings Filed	0.00	0.00	Yes	Target met. No further action is required.	0.00	0.00
Number of Due Process Hearings Identified with Violations	Number of Due Process Hearings Identified with Violations	0.00	0.00	Yes	Target met. No further action is required.	0.00	-
Fiscal Accountability: Number of Findings Identified	Fiscal Accountability: Number of Findings Identified	0.00	0.00	Yes	Target met. No further action is required.	0.00	0.00